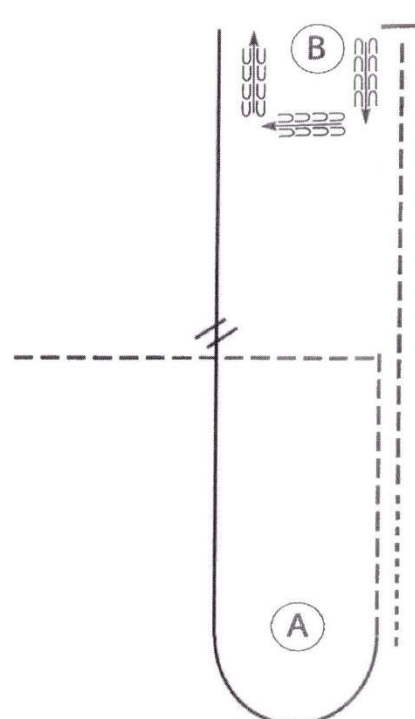


Western Horsemanship (ALL BREED HORSEMANSHIP)

Show Date: 06-17-2022



www.HorseShowPatterns.com



Be ready at A.

1. Walk approximately 2 horse lengths from A.
2. Jog to B.
3. Stop and back around B as shown.
4. Lope on the right lead to center of pattern.
5. Perform a simple lead change.
6. Lope on the left lead to and around A.
7. Jog from A to center of pattern. Jog a corner left and jog to exit.

Follow the instructions of your ring steward.

Walk	-----
Jog	- - - - -
Extended Jog	— — — — —
Lope	
Lead Change	
Back	
Marker	(B)

www.HorseShowPatterns.com

[WH/2-102]

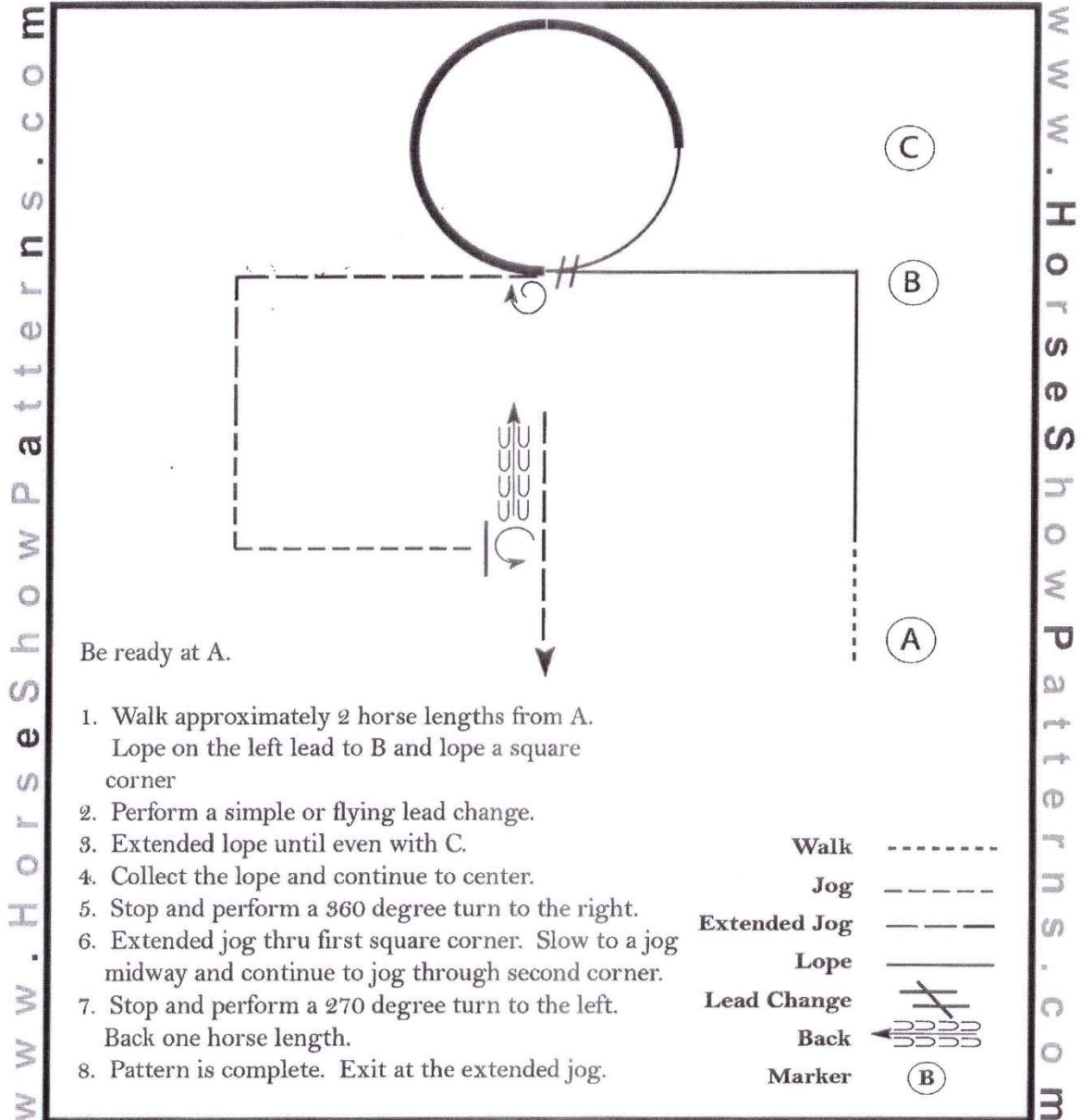
Pattern Provided by:

2^ tappa di Campionato PHCI 2022
17/18/19 giugno 2022 Spilamberto (Mo)



Western Horsemanship (YOUTH - AMATEUR)

Show Date: 06-17-2022



[WH/3-108]

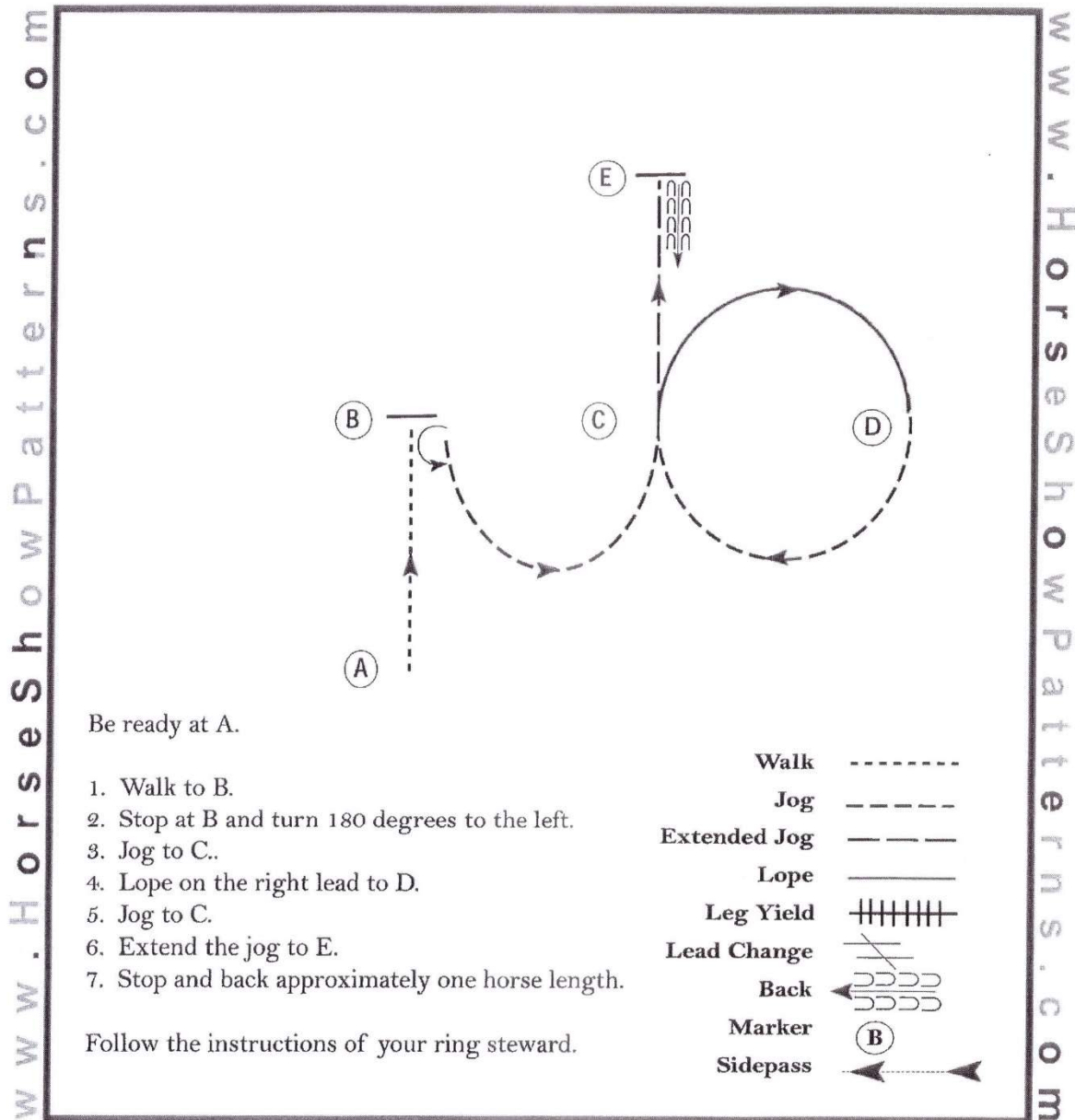
Pattern Provided by:

2^a tappa di Campionato PHCI 2022
17/18/19 giugno 2022 Spilamberto (Mo)



Western Horsemanship (NOVICE)

Show Date: 06-17-2022



[WH/1-61]

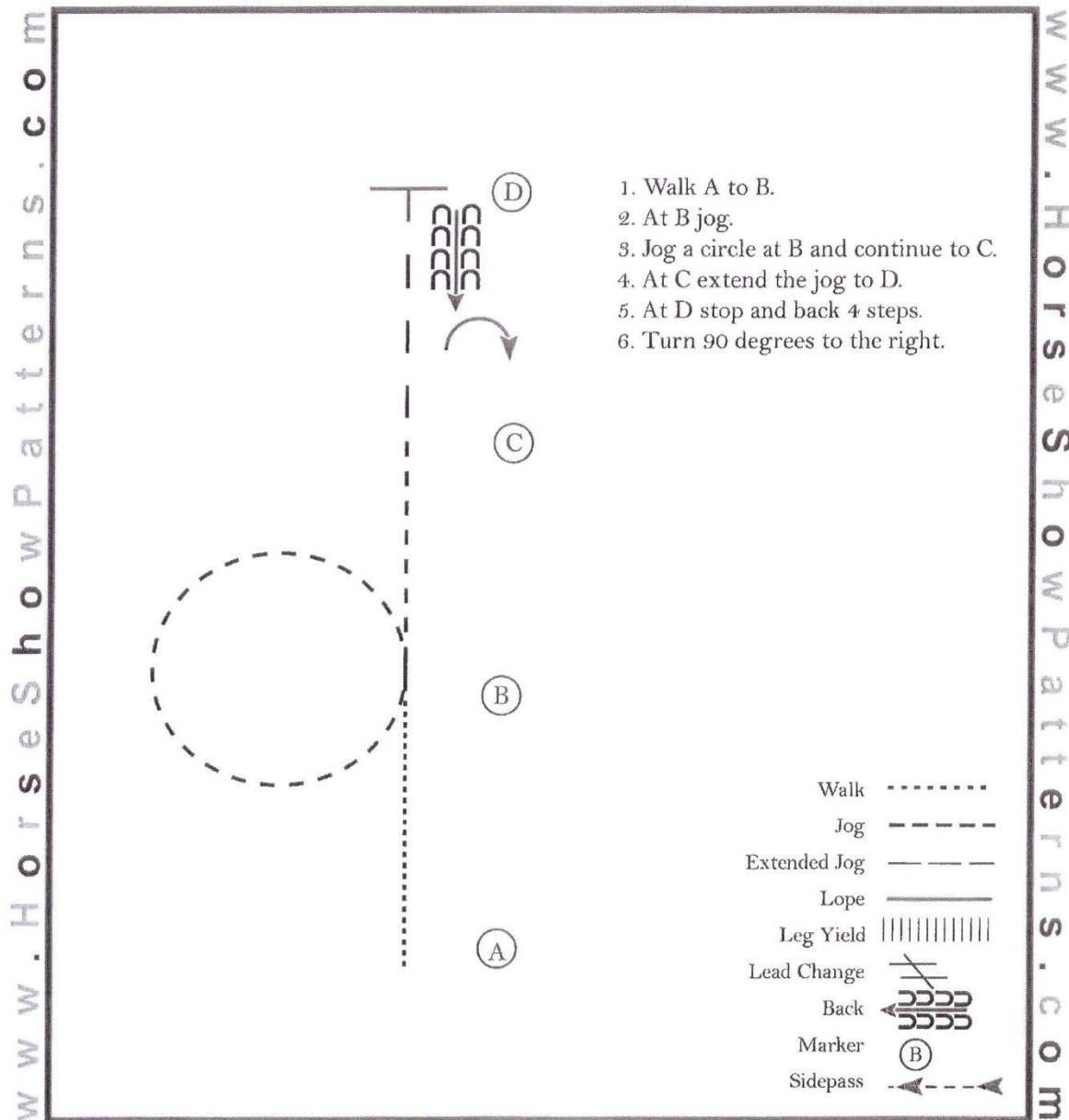
Pattern Provided by:

2^a tappa di Campionato PHCI 2022
17/18/19 giugno 2022 Spilamberto (Mo)



Western Horsemanship (WALK & TROT HORSEMANSHIP)

Show Date: 06-17-2022

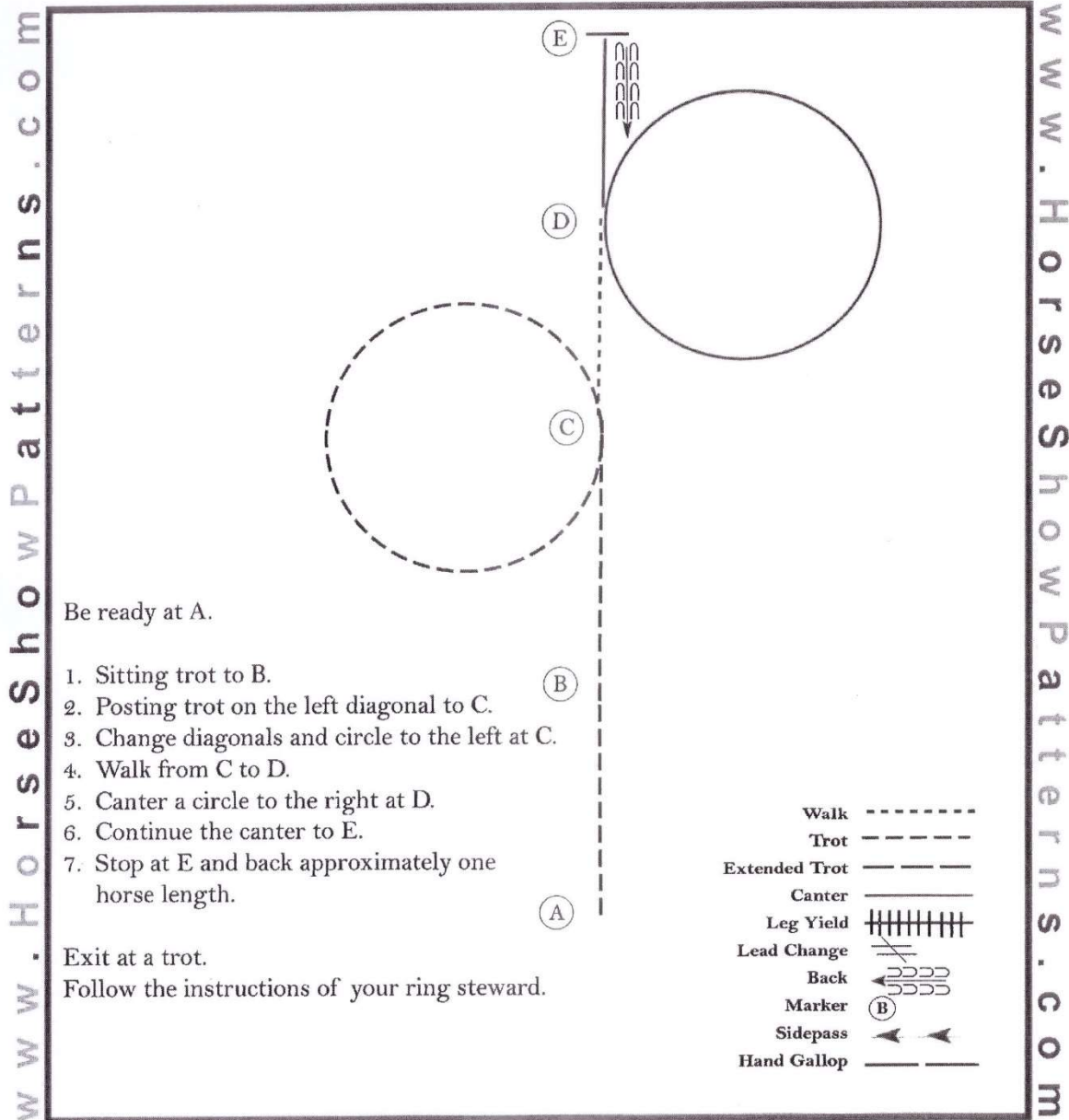


[WH/WT-11]

Pattern Provided by:

Hunt Seat Equitation (NOVICE)

Show Date: 06-17-2022

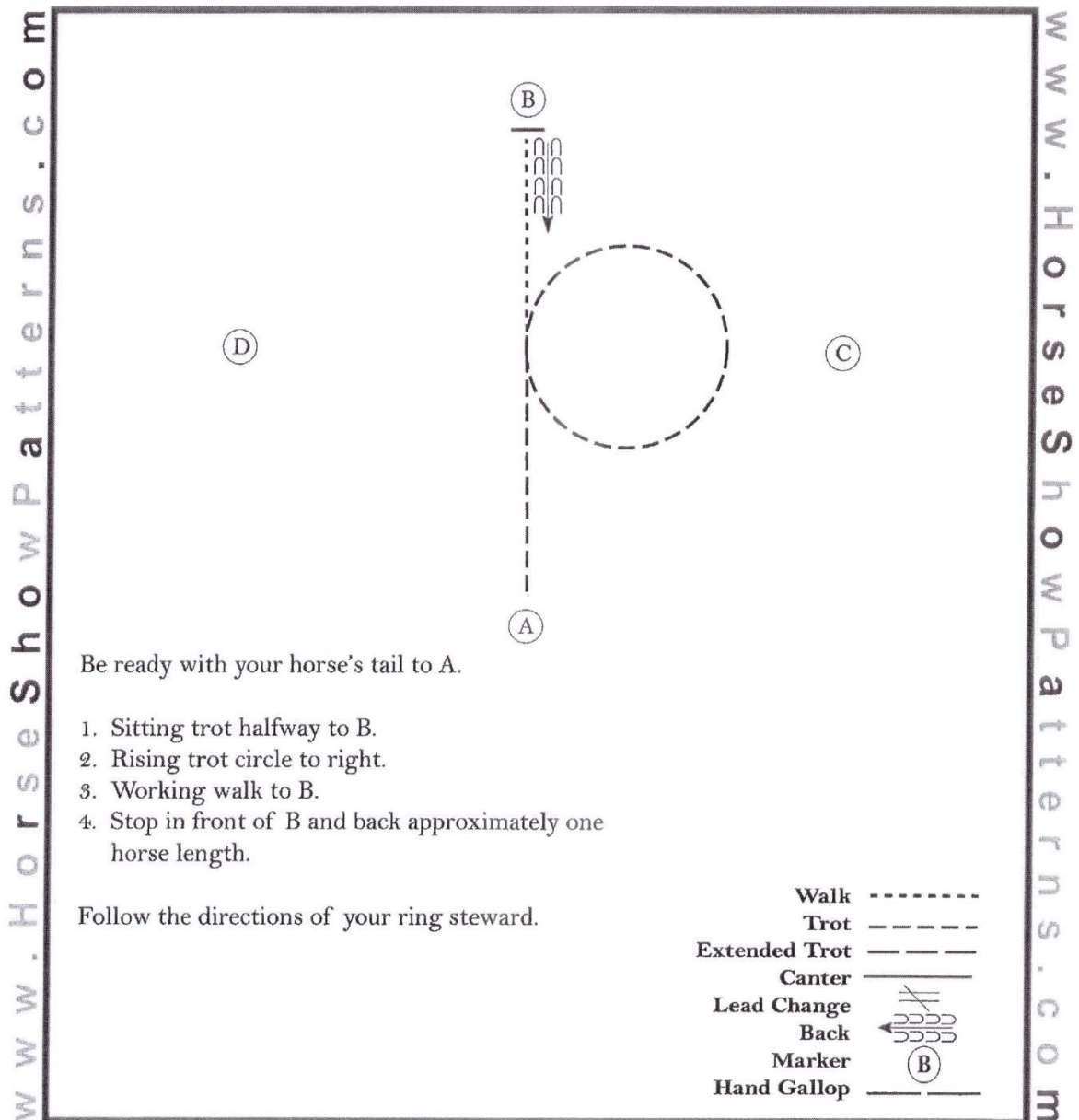


[HSE/1-39]

Pattern Provided by:



Show Date: 06-17-2022



[HSE/WT-45]

Pattern Provided by:

2^a tappa di Campionato PHCI 2022
17/18/19 giugno 2022 Spilamberto (Mo)



Hunt Seat Equitation (YOUTH - AMATEUR)

Show Date: 06-17-2022

www.HorseShowPatterns.com

Be ready at A.

1. Walk two horse lengths then posting trot on the left diagonal past the center of the arena.
2. Stop and back approximately two horse lengths.
3. Perform a 270 degree turn on the forehand to the right.
4. Canter a circle on the right lead.
5. Perform a simple or flying lead change.
6. Canter on the left lead.
7. Posting trot on the right diagonal then walk two horse lengths. Pattern is complete, exit at a sitting trot.

Legend:

- Walk: - - - - -
- Trot: - - - - -
- Extended Trot: ———
- Canter: ———
- Leg Yield: ———
- Lead Change: ———
- Back: ———
- Marker: (B)
- Sidepass: ———
- Hand Gallop: ———

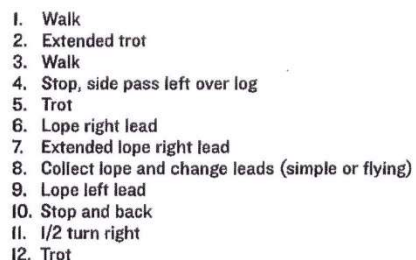
www.HorseShowPatterns.com

[HSE/3-82]

Pattern Provided by:



LEGEND



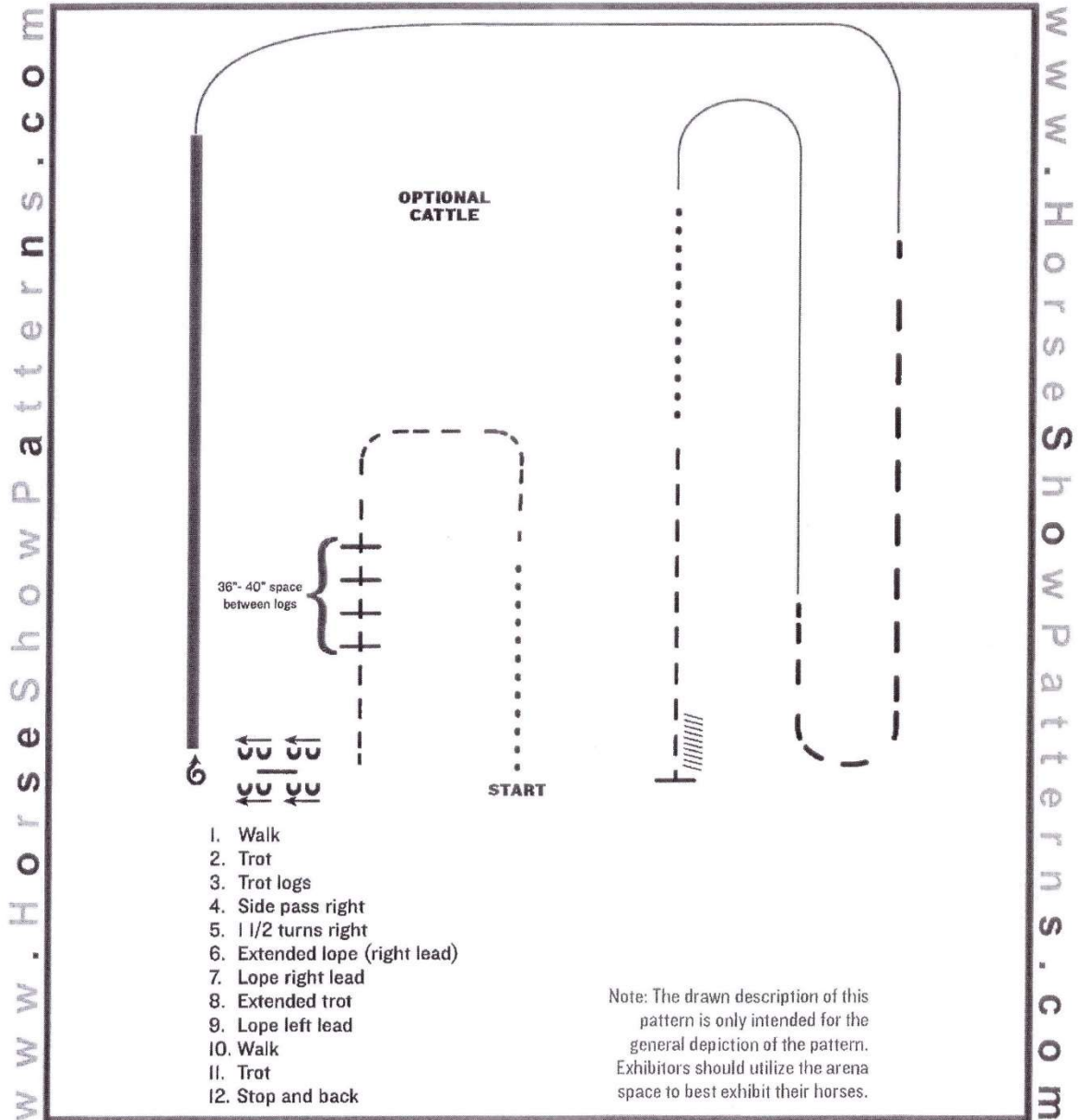
Revised 05-2021

2^a tappa di Campionato PHCI 2022
17/18/19 giugno 2022 Spilamberto (Mo)



Ranch Riding (OPEN - YOUTH - AMATEUR)

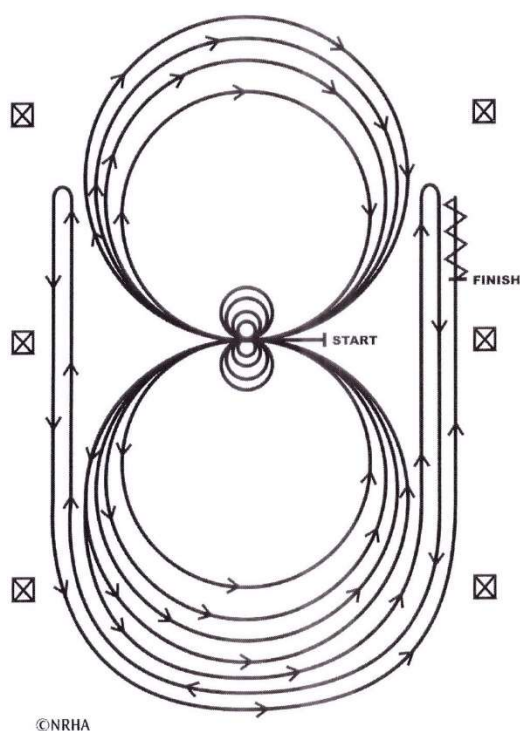
Show Date: 06-17-2022



[RR/AQHA-12]

Pattern Provided by:

Reining Pattern #5 (AMATEUR E YOUTH)



©NRHA

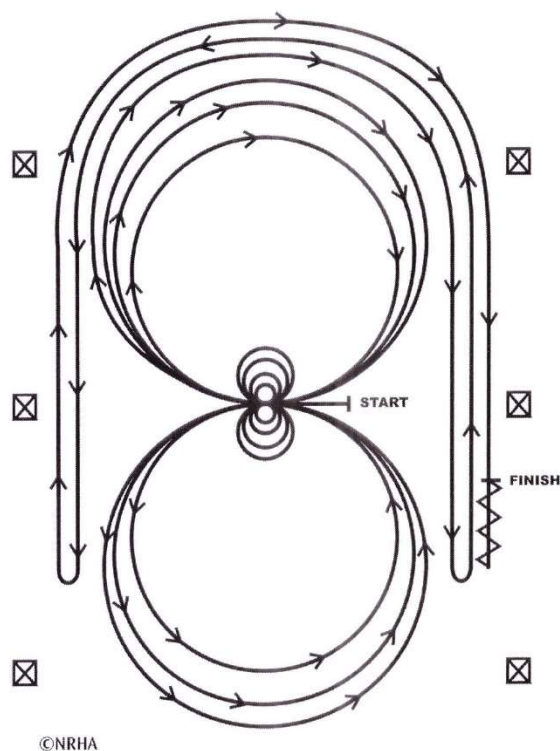
National Reining Horse Association Patterns are used with permission.
© 2021 National Reining Horse Association.

Horses may walk or jog to the center of the arena. Horses must walk or stop prior to starting pattern. Beginning at the center of the arena facing the left wall or fence.

1. Beginning on the left lead, complete three circles to the left: the first two circles large and fast; the third circle small and slow. Stop at the center of the arena. Hesitate.
2. Complete four spins to the left. Hesitate.
3. Beginning on the right lead, complete three circles to the right: the first two circles large and fast; the third circle small and slow. Stop at the center of the arena. Hesitate.
4. Complete four spins to the right. Hesitate.
5. Beginning on the left lead, run a large fast circle to the left, change leads at the center of the arena, run a large fast circle to the right, and change leads at the center of the arena. (*Figure 8*)
6. Continue around previous circle to the left but do not close this circle. Run up the right side of the arena past the center marker and do a right rollback at least twenty feet (6.09m) from the wall or fence – no hesitation.
7. Continue around previous circle but do not close this circle. Run up the left side of the arena past the center marker and do a left rollback at least twenty feet (6.09m) from the wall or fence – no hesitation.
8. Continue back around previous circle but do not close this circle. Run up the right side of the arena past the center marker and do a sliding stop at least twenty feet (6.09m) from the wall or fence. Back up at least ten feet (3m). Hesitate to demonstrate completion of the pattern.

Exhibitor may dismount and drop bridle to the designated judge.

Reining Pattern #8 (NOVICE E GREEN)



Horses may walk or jog to the center of the arena. Horses must walk or stop prior to starting pattern. Beginning at the center of the arena facing the left wall or fence.

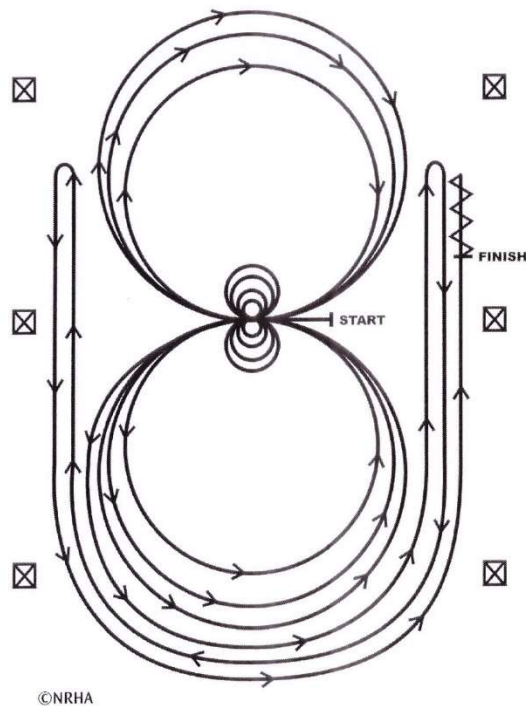
1. Complete four spins to the left. Hesitate.
2. Complete four spins to the right. Hesitate.
3. Beginning on the right lead, complete three circles to the right: the first circle large and fast; the second circle small and slow; the third circle large and fast. Change leads at the center of the arena.
4. Complete three circles to the left: the first circle large and fast; the second circle small and slow; the third circle large and fast. Change leads at the center of the arena.
5. Begin a large circle to the right but do not close this circle. Run straight down the right side of the arena past the center marker and do a left rollback at least twenty feet (6.09m) from the wall or fence – no hesitation.
6. Continue back around the previous circle but do not close this circle. Run down the left side of the arena past the center marker and do a right rollback at least twenty feet (6.09m) from the wall or fence – no hesitation.
7. Continue back around the previous circle but do not close this circle. Run down the right side of the arena past the center marker and do a sliding stop at least twenty feet (6.09m) from the wall or fence. Back up at least ten feet (3m). Hesitate to demonstrate completion of the pattern.

Exhibitor may dismount and drop bridle to the designated judge.

2^a tappa di Campionato PHCI 2022
17/18/19 giugno 2022 Spilamberto (Mo)



Reining Pattern #6 (OPEN)



National Reining Horse Association Patterns are used with permission.
© 2021 National Reining Horse Association.

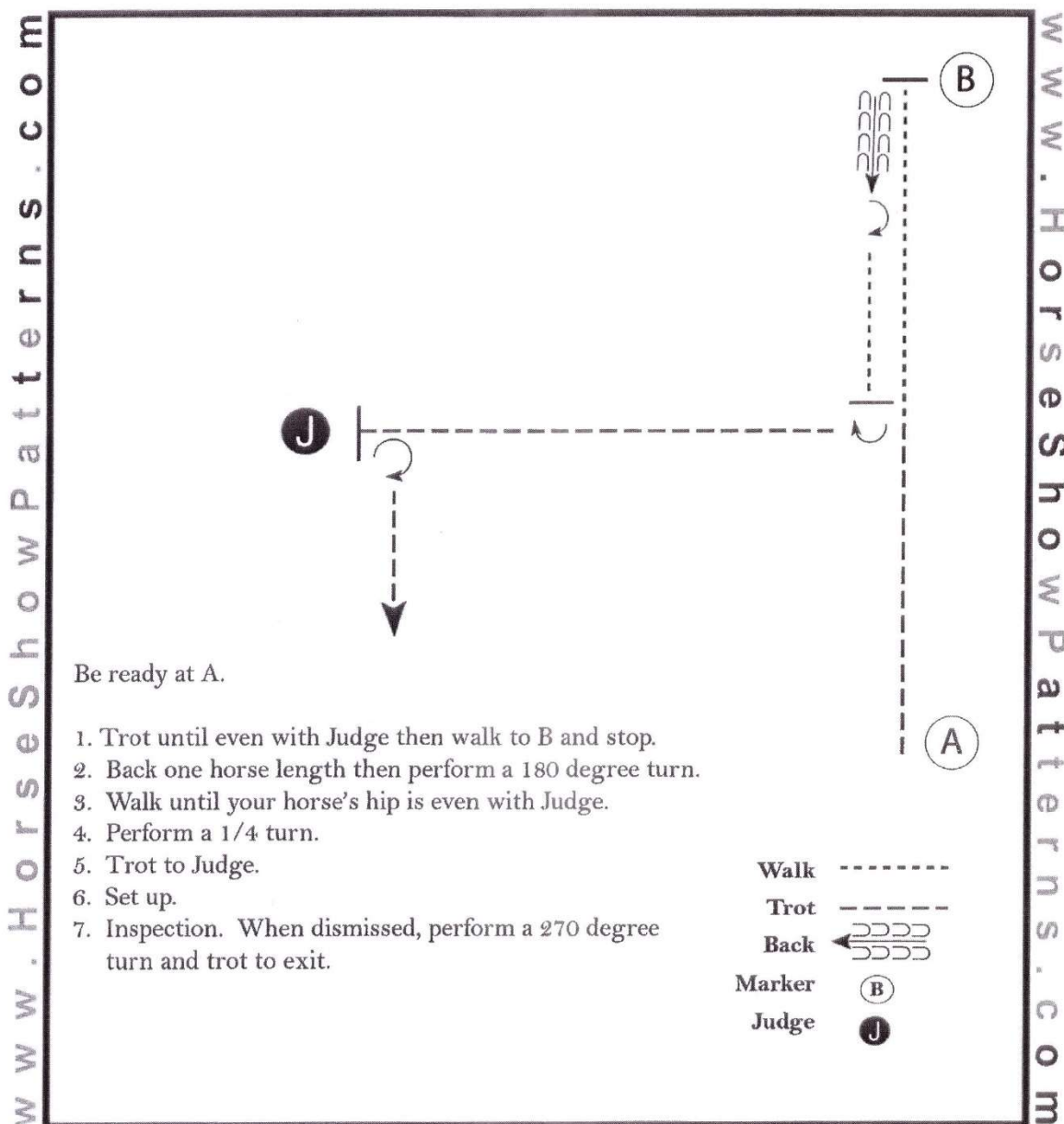
Horses may walk or jog to the center of the arena. Horses must walk or stop prior to starting pattern. Beginning at the center of the arena facing the left wall or fence.

1. Complete four spins to the right. Hesitate.
2. Complete four spins to the left. Hesitate.
3. Beginning on the left lead, complete three circles to the left: the first two circles large and fast; the third circle small and slow. Change leads at the center of the arena.
4. Complete three circles to the right: the first two circles large and fast; the third circle small and slow. Change leads at the center of the arena.
5. Begin a large circle to the left but do not close this circle. Run up the right side of the arena past the center marker and do a right rollback at least twenty feet (6.09m) from the wall or fence – no hesitation.
6. Continue back around previous circle but do not close this circle. Run up the left side of the arena past the center marker and do a left rollback at least twenty feet (6.09m) from the wall or fence – no hesitation.
7. Continue back around previous circle but do not close this circle. Run up the right side of the arena past the center marker and do a sliding stop at least twenty feet (6.09m) from the wall or fence. Back up at least ten feet (3m). Hesitate to demonstrate the completion of the pattern.

Exhibitor may dismount and drop bridle to the designated judge.



Show Date: 06-17-2022



[S/2-120]

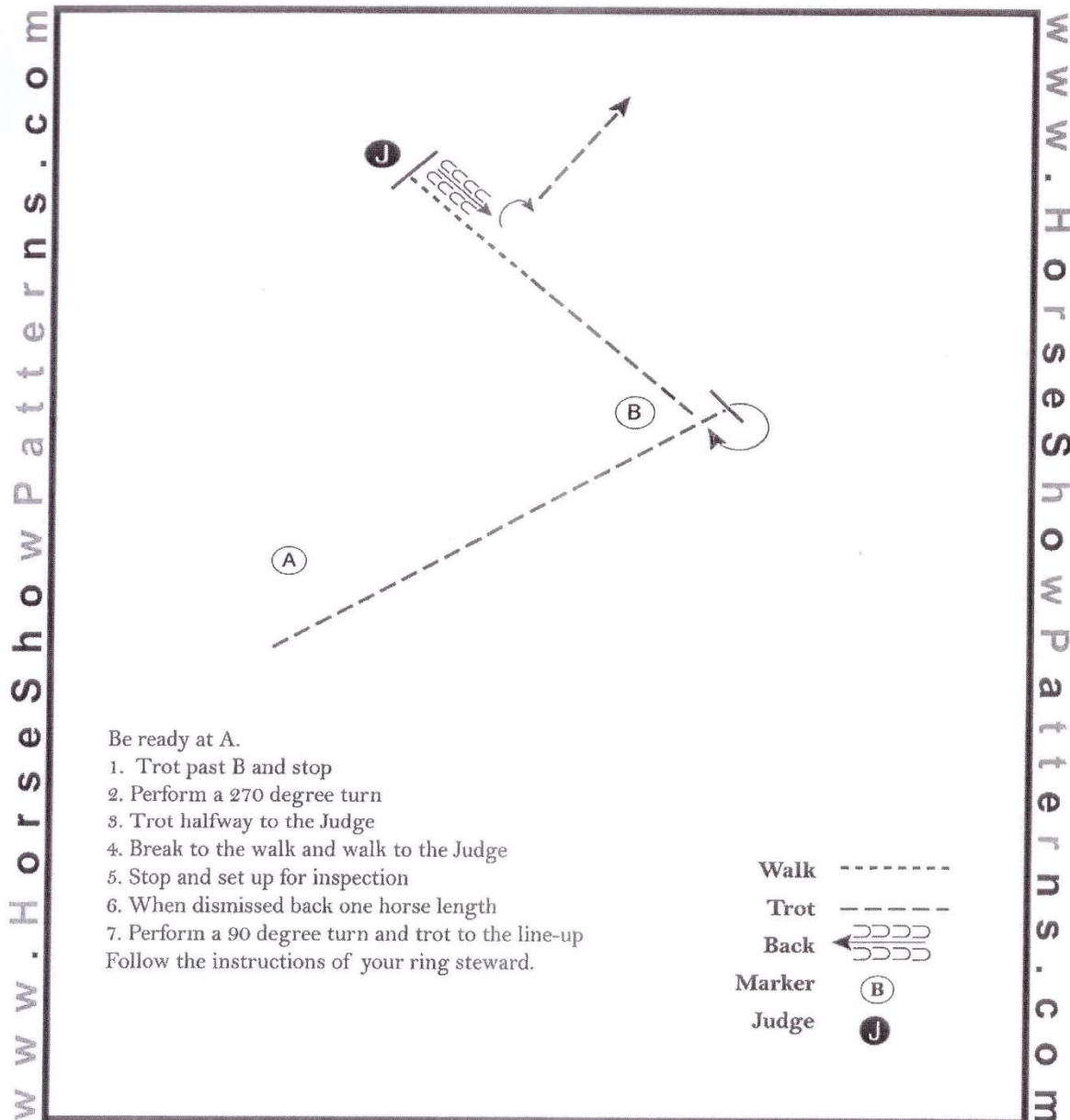
Pattern Provided by:

2^a tappa di Campionato PHCI 2022
17/18/19 giugno 2022 Spilamberto (Mo)



Showmanship (NOVICE)

Show Date: 06-17-2022



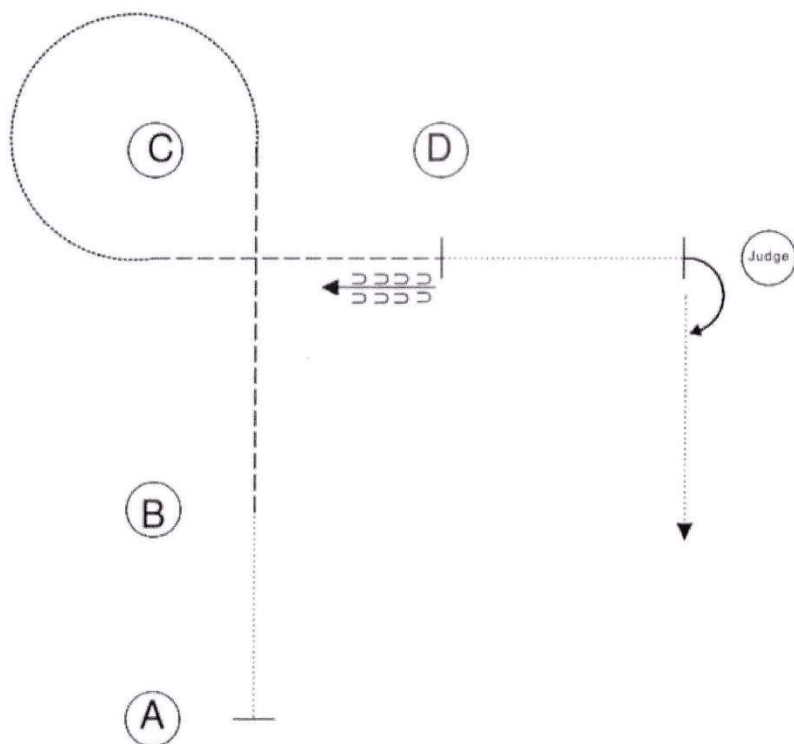
Pattern Provided by:

[S/1-27]

2^a tappa di Campionato PHCI 2022
17/18/19 giugno 2022 Spilamberto (Mo)



SHOWMANSHIP WALK&TROT



BE READY AT A.

1. WALK TO B

2. JOG TO C

3. AT C WALK 3/4 CIRCLE AROUND C

4. TROT TO D. STOP AND BACK UP APPROX. 1 HORSE LENGTH

5. WALK TO JUDGE. STOP. SET UP FOR INSPECTION

6. AFTER INSPECTION, PERFORM A 90 DEGREE TURN

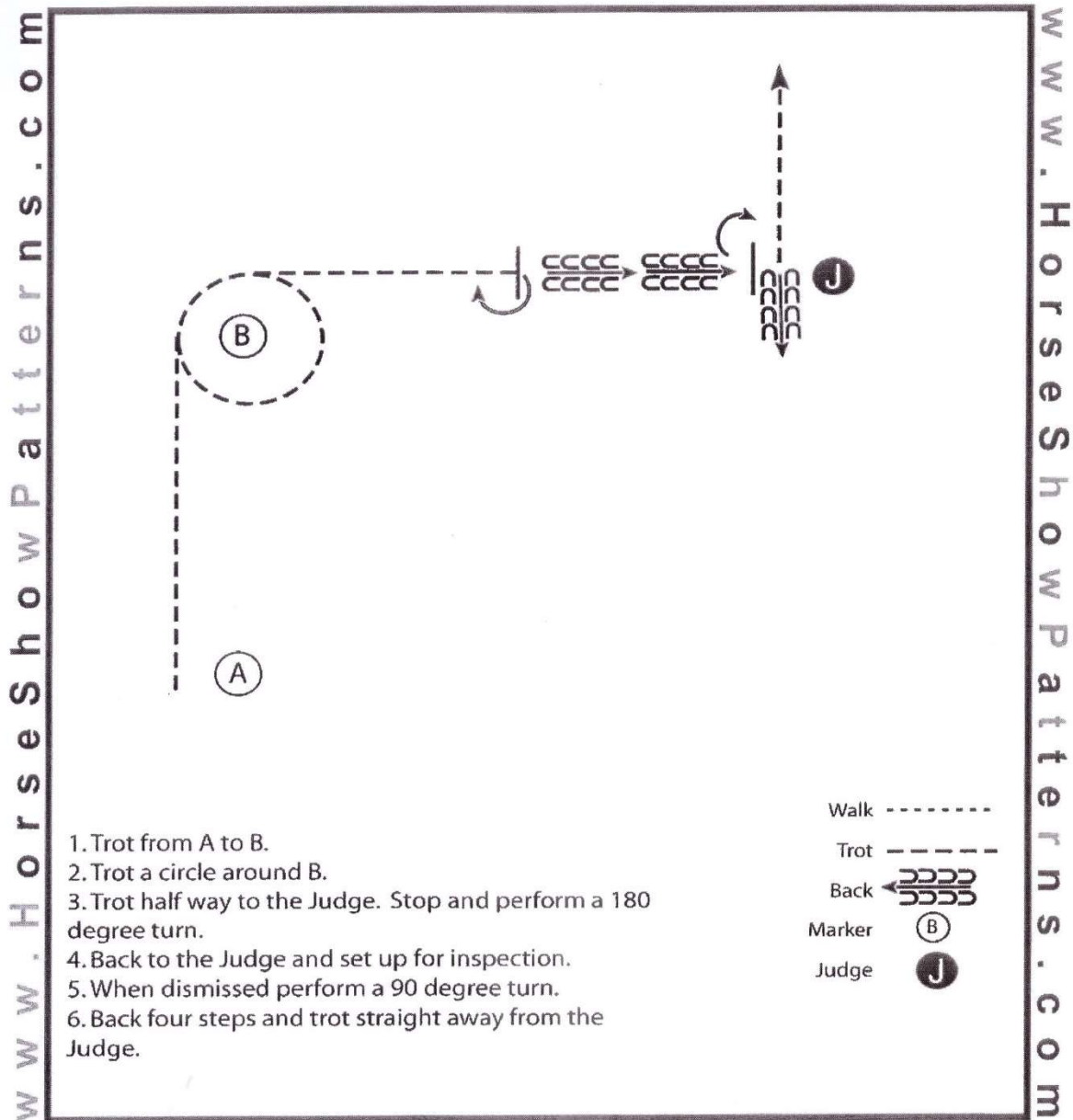
7. WALK OUT

2^a tappa di Campionato PHCI 2022
17/18/19 giugno 2022 Spilamberto (Mo)



Showmanship (YOUTH - AMATEUR)

Show Date: 06-17-2022



[S/3-27]

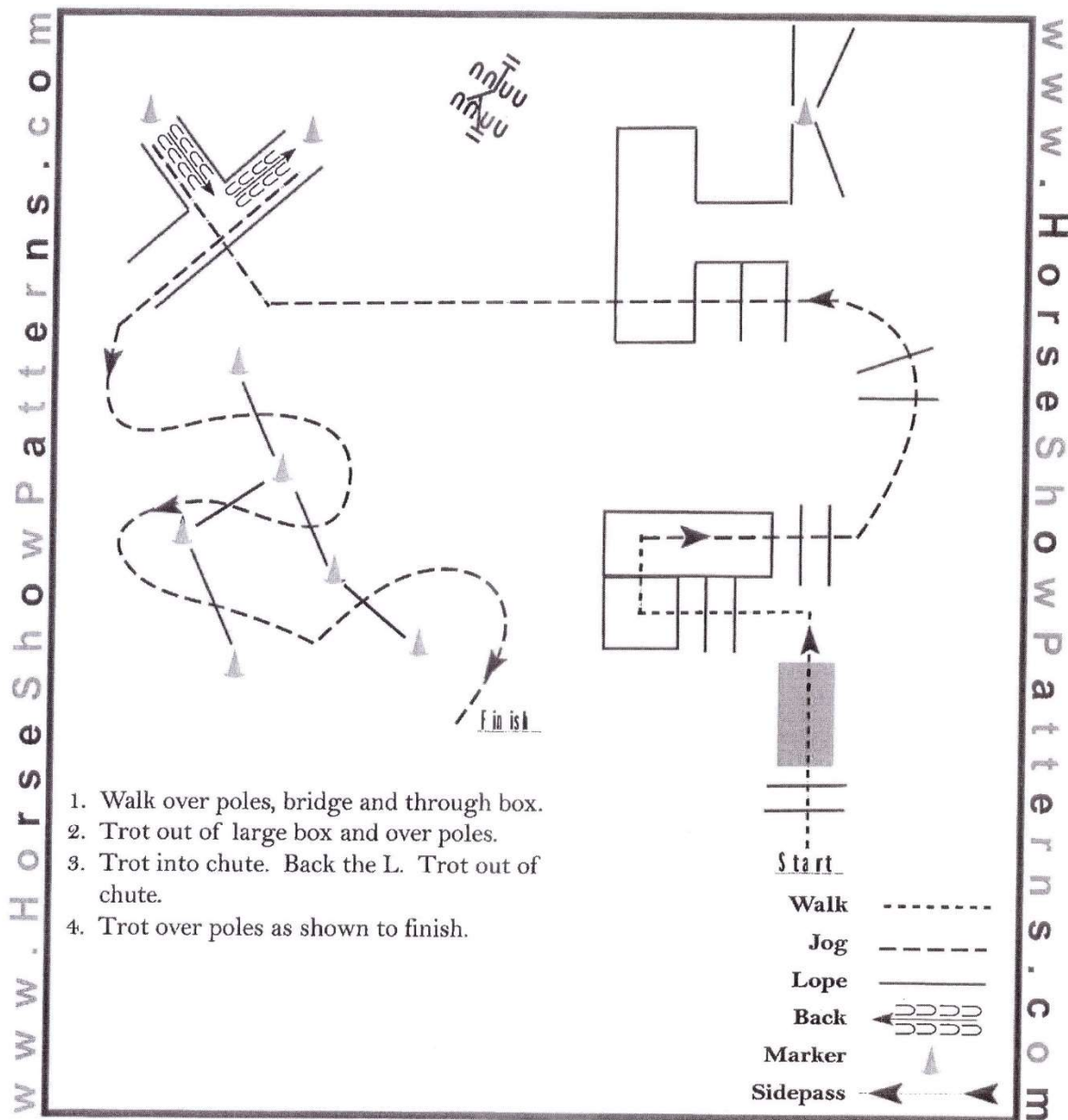
Pattern Provided by:

2^a tappa di Campionato PHCI 2022
17/18/19 giugno 2022 Spilamberto (Mo)



IN HAND TRAIL (OPEN E AMATEUR)

Show Date: 06-17-2022



[T/WT-53]

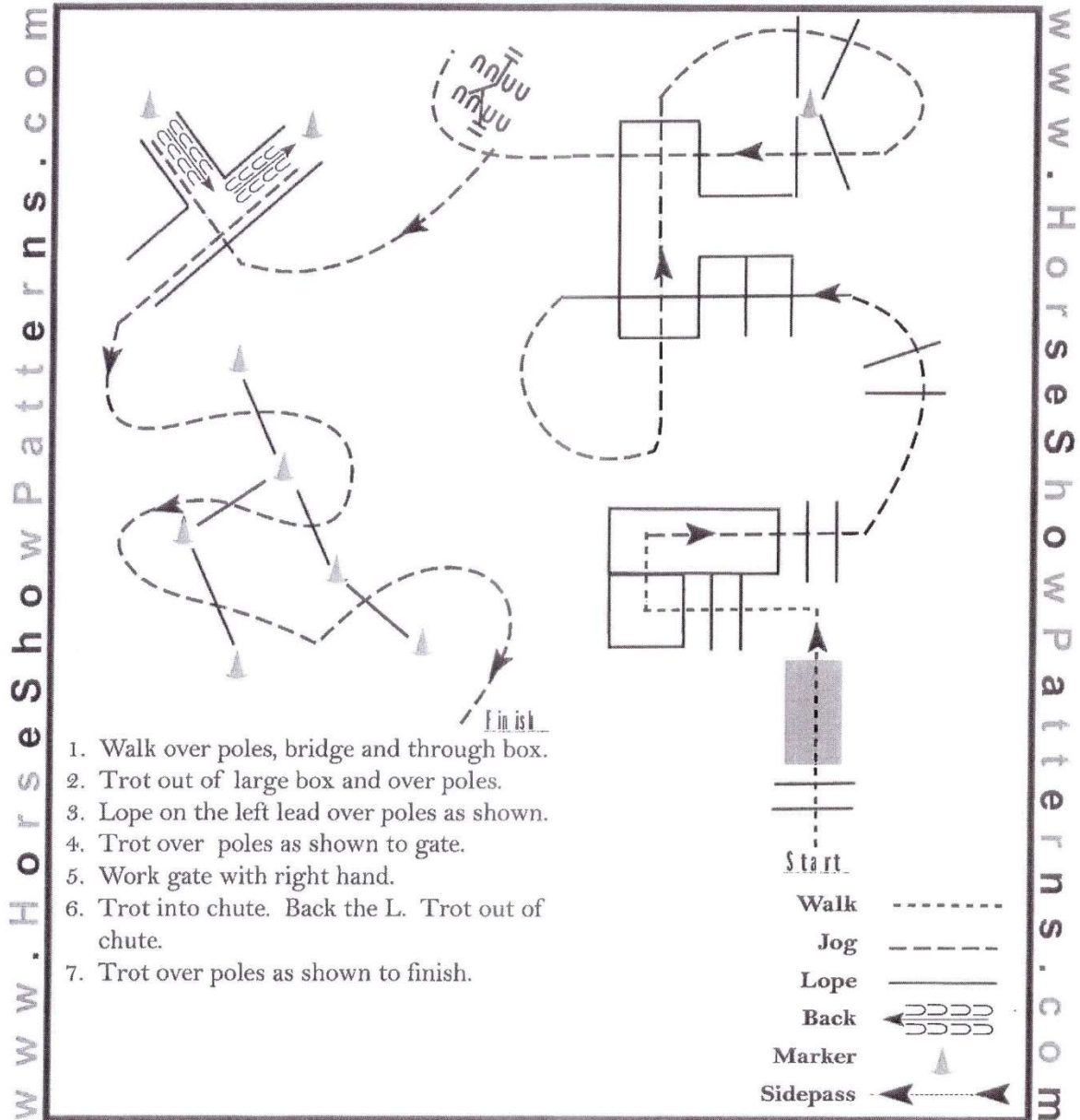
Pattern Provided by:

2^a tappa di Campionato PHCI 2022
17/18/19 giugno 2022 Spilamberto (Mo)



TRAIL NOVICE E GREEN

Show Date: 06-17-2022



[T/1-53]

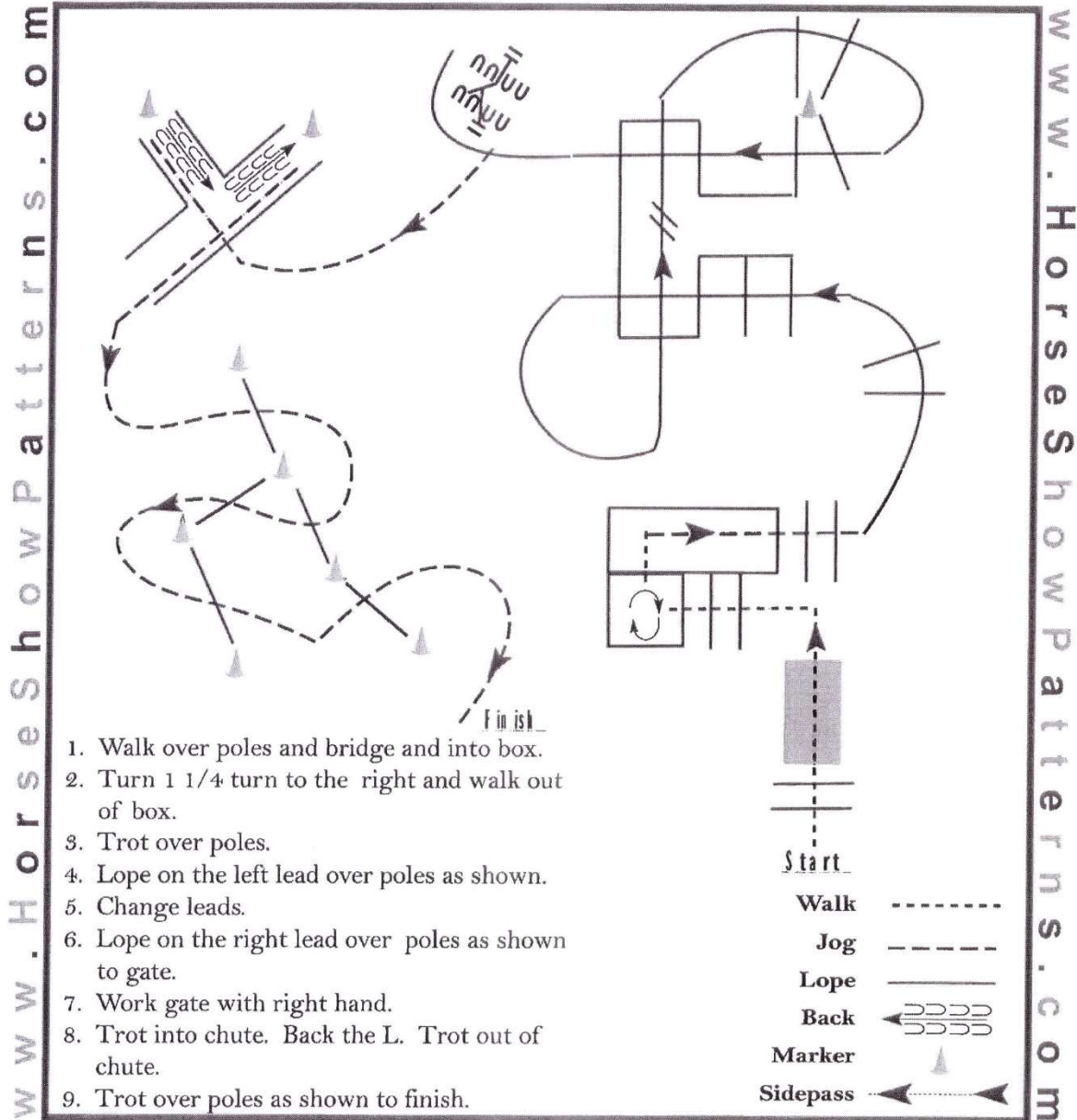
Pattern Provided by:

2^ tappa di Campionato PHCI 2022
17/18/19 giugno 2022 Spilamberto (Mo)



Trail (OPEN TRAIL)

Show Date: 06-17-2022

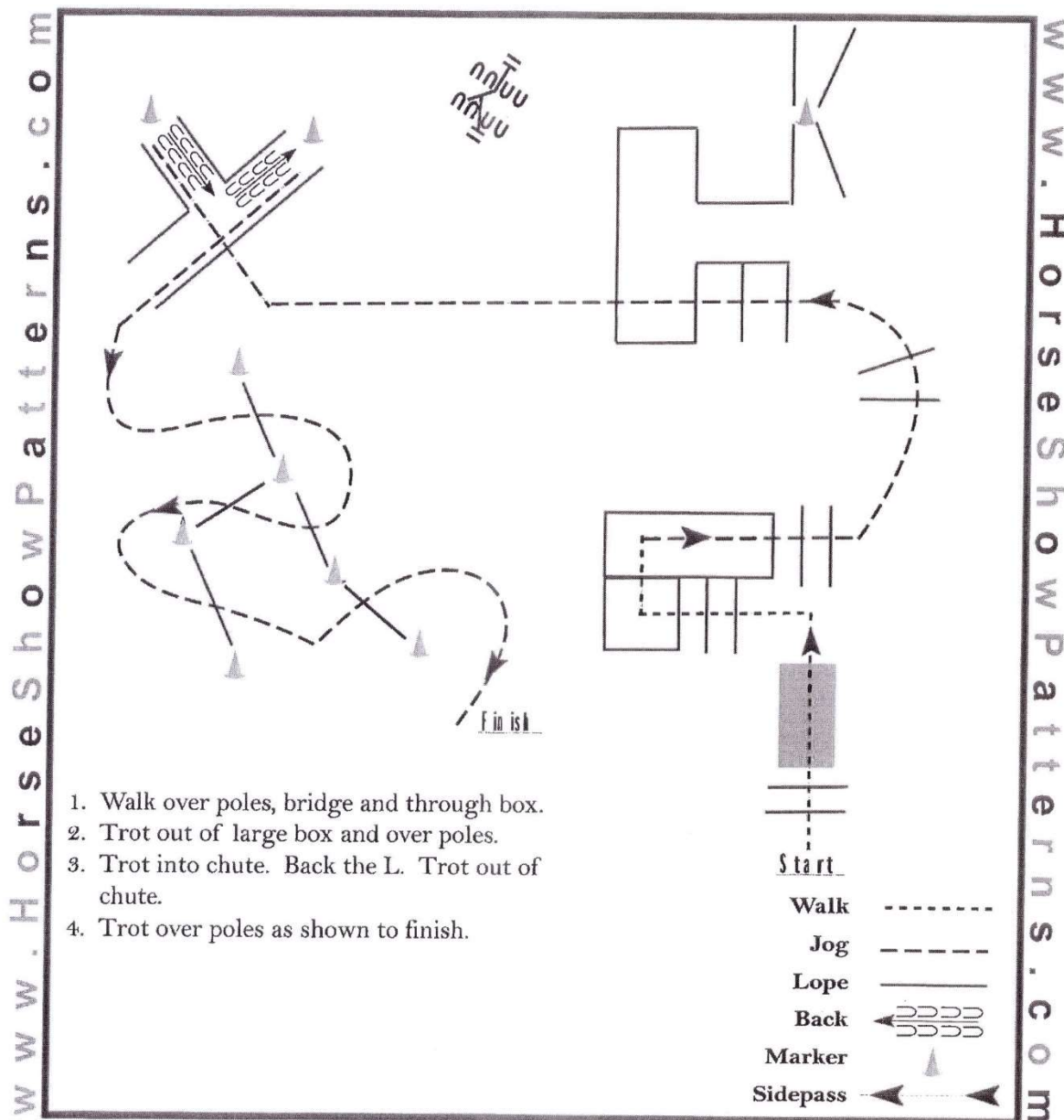


[T/3-53]

Pattern Provided by:

Trail (WALK & TROT TRAIL)

Show Date: 06-17-2022



[T/WT-53]

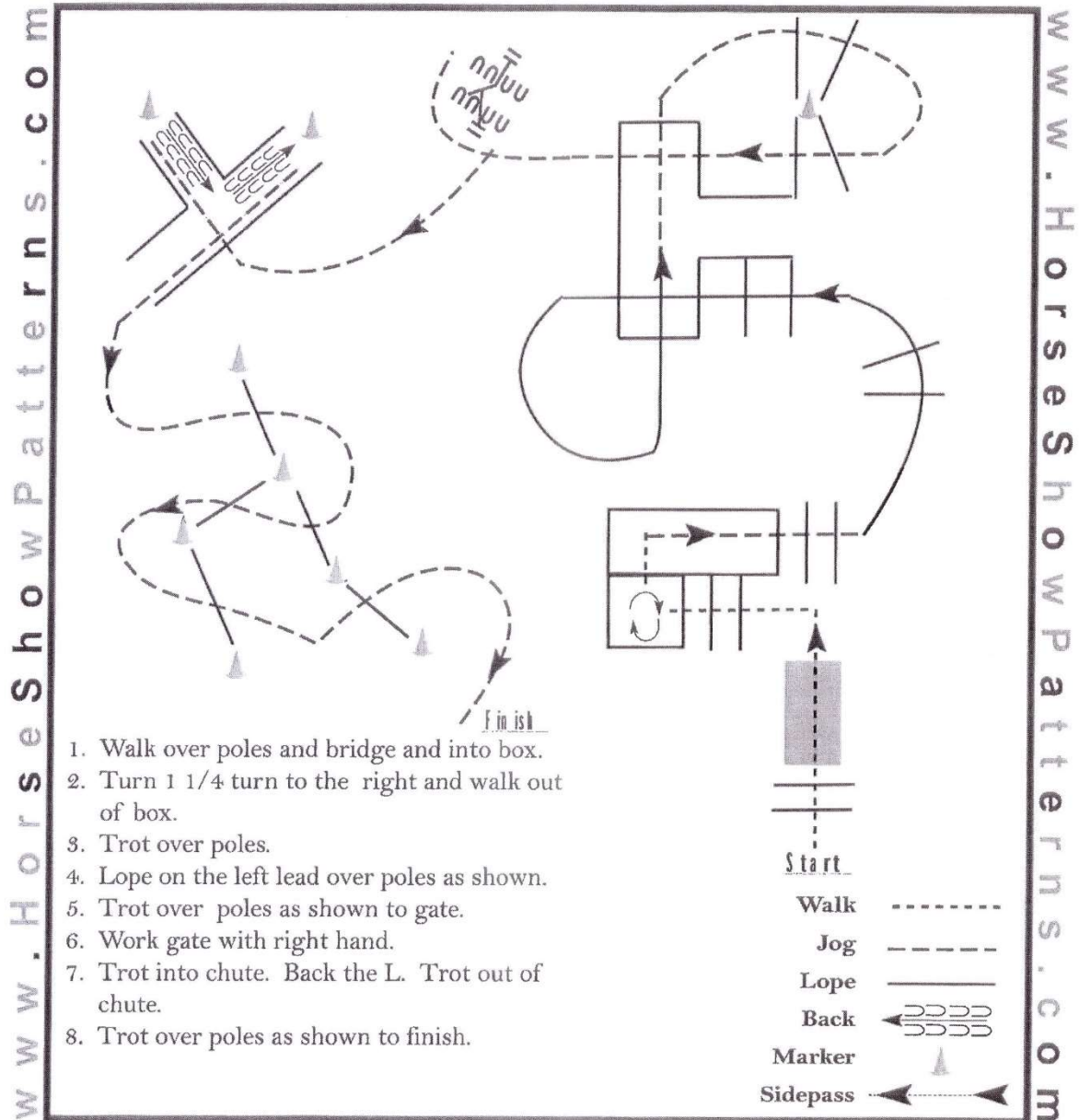
Pattern Provided by:

2^a tappa di Campionato PHCI 2022
17/18/19 giugno 2022 Spilamberto (Mo)



Trail (YOUTH - AMATEUR)

Show Date: 06-17-2022



[T/2-53]

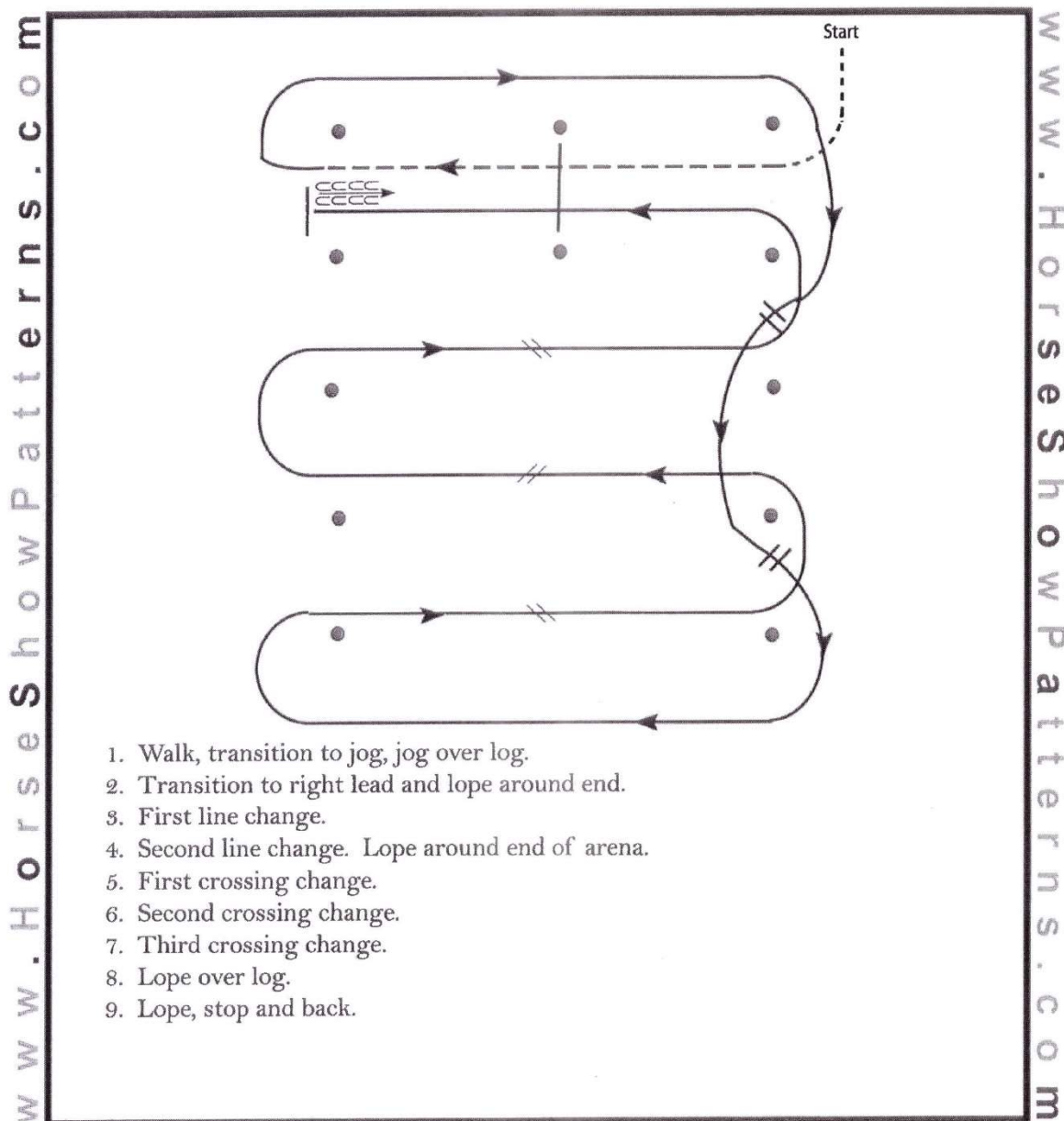
Pattern Provided by:

2^a tappa di Campionato PHCI 2022
17/18/19 giugno 2022 Spilamberto (Mo)



Western Riding (NOVICE E GREEN)

Show Date: 06-17-2022



1. Walk, transition to jog, jog over log.
2. Transition to right lead and lope around end.
3. First line change.
4. Second line change. Lope around end of arena.
5. First crossing change.
6. Second crossing change.
7. Third crossing change.
8. Lope over log.
9. Lope, stop and back.

Pattern Provided by:

[WR/GP-4]



Show Date: 06-17-2022



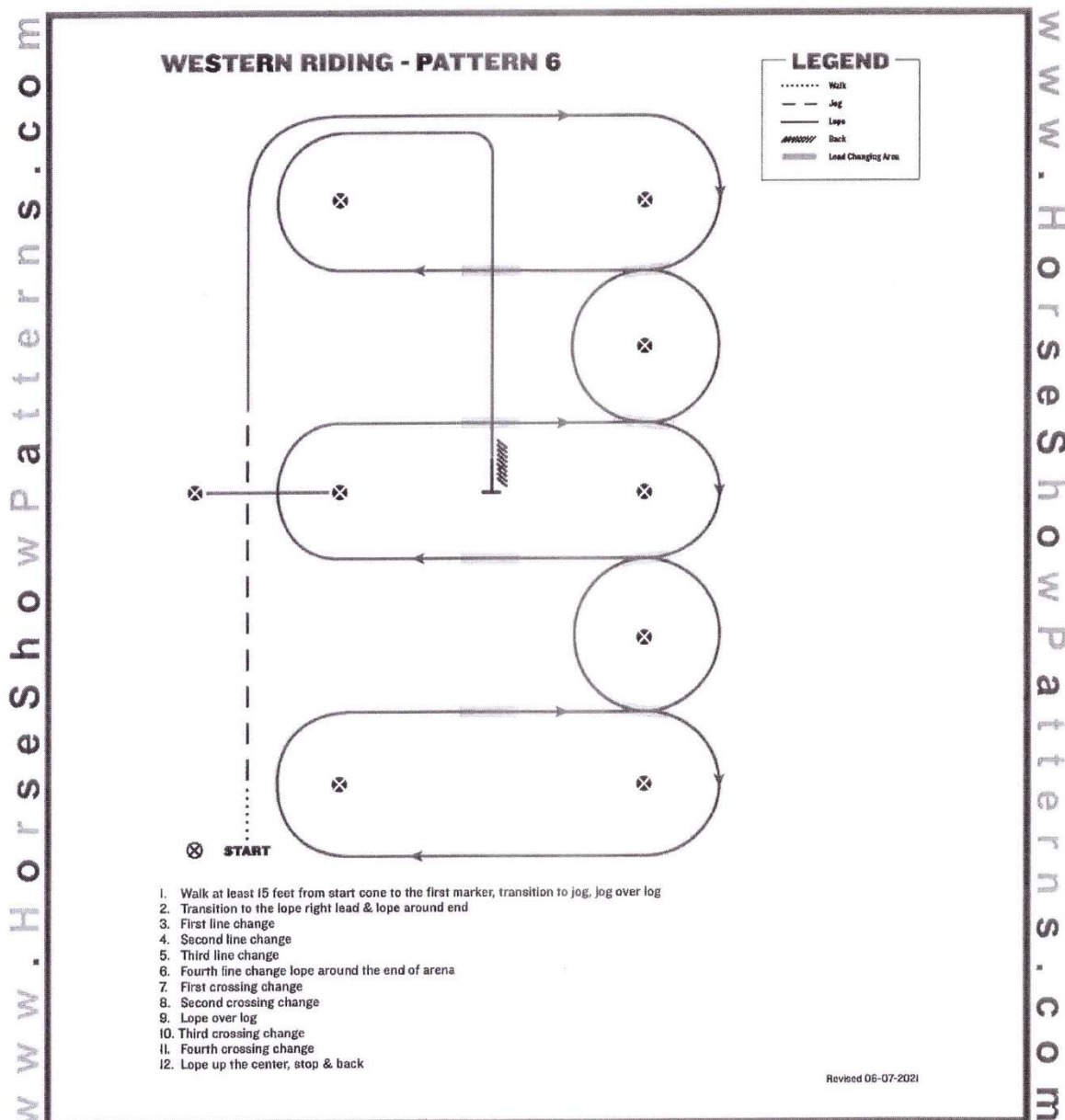
©2022 HorseShowPatterns.com. All Rights Reserved.

2^a tappa di Campionato PHCI 2022
17/18/19 giugno 2022 Spilamberto (Mo)



Western Riding (YOUTH - AMATEUR)

Show Date: 06-17-2022



[WR/OP-6]

Pattern Provided by: