

# 2026

OFFICIAL APHA RULE BOOK



*marked for greatness™*

# Special thanks to our APHA Corporate Partners



These companies work hard to support you and the APHA programs you enjoy. Contact your association's corporate partners when purchasing products and services for your equine needs.

# AMERICAN PAINT HORSE ASSOCIATION

## Mission Statement

---

We promote, preserve and provide meaningful experiences with Paint Horses.

## Contact Us

---

For additional information, contact:

American Paint Horse Association

Physical Address: 122 East Exchange Ave., Suite 420, Fort Worth, TX 76164

P.O. Box 961023, Fort Worth, TX 76161-0023

(817) 834-APHA (2742) • Fax: (817) 834-3152

*apha.com*

Office Hours: Monday through Friday, 8 a.m.–4:30 p.m. CST

## Foreword

---

The organization we know as the American Paint Horse Association was formed as the American Paint Stock Horse Association in 1962 to collect, record and preserve the pedigrees of Paint Horses. The growth of the breed in numbers, in stature and in public acceptance is an indication of the fulfillment of the need. The book you have in your hands is an updated and reorganized printing of the rules that have been established to further the progress of the breed.

On June 3, 1965, the American Paint Stock Horse Association and the American Paint Quarter Horse Association consolidated to form the AMERICAN PAINT HORSE ASSOCIATION. Hereafter, the APHA included all horses with registration papers in the APSHA and APQHA.

This edition of the APHA Official Rule Book contains the governing rules pertaining to registration, shows, races, youth and amateur programs, and provisions for Solid Paint-Bred/Breeding Stock competition, in addition to the AjPHA Constitution and APHA Corporation By-Laws.

**The Official APHA Rule Book is found at [www.apha.com](http://www.apha.com) which supersedes all previously published Rule Books.**

## Welfare Code of Practice

---

### Introduction

American society has grown away from its agrarian roots of only a few generations ago. The horse, which was once a staple of American agriculture and general transportation, is now used primarily for breeding, competition, sport, recreation and entertainment, although there are still many horses used for work on farms and ranches, and in urban areas and exhibitions.

The horse community is committed to the safety, health, care and welfare of all horses and to always “Put the Horse First.”

We address equine welfare and responsible care (1) by supporting a uniform Code of Practice regarding the responsible breeding, training, competing, care, use, enjoyment, health, transportation, and retirement of horses; and (2) by initiating communication with the public, the media, federal and state officials and within the horse community regarding these issues.

## **Our Commitment to all Horses and the Horse Community**

WE ARE COMMITTED to the principle that the welfare and safety of the horse is the guiding principle in the decision-making process for all owners, service providers, organizations, events and activities.

WE ARE COMMITTED to the dignity, humane care, health, safety and welfare of horses in all our activities and care. These are our highest priorities. We are the stewards of our horses and must be firm in the standards and practices that guide us. The welfare, safety and stewardship of the horse is the guiding principle in the decision-making process for all segments for the horse community.

WE ARE COMMITTED to promoting responsible breeding practices and to produce better horses, not just more horses.

WE ARE COMMITTED to responsible training techniques. All training should be done with the maturation and ability of the horse considered. Horses should be prepared for competition with proper training and conditioning methods. Excessive disciplining methods, whether in stables, training areas or during competition, will not be tolerated.

WE ARE COMMITTED to educating owners, trainers, veterinarians, competitors, exhibitors and recreational riders to ensure that they know and respect their horse's abilities and limits, and their own, so as to not push the horse or themselves beyond their ability level.

WE ARE COMMITTED to making all competitions fair and ensuring all competitors an equal opportunity to succeed. Performance-enhancing drugs, practices or equipment have no place in competitions or exhibitions. Effective drug testing by accredited laboratories is essential to the safety and welfare of our horses and the public support of competitions, with appropriate penalties levied for violations. The welfare of the horse must take precedence over the demands or expectations of owners, breeders, trainers, sellers, buyers, organizers, sponsors, officials, or spectators.

WE ARE COMMITTED to the welfare of the horse as paramount during competition. The horse community should invest in the infrastructure, environment and facilities to provide a safe environment for all horses in all activities, whether breeding, competing, or simply riding. Any facilities that house horses should be committed to the appropriate care and treatment of all horses while in their facility, and should be designed with the environment and the intended use of the horse in mind.

WE ARE COMMITTED to minimizing injuries to horses during training, competition, use, or work. Whenever possible injury data should be collected, documented and reported to the governing body of the competition or any other injury database for analysis in order to ensure a safer environment.

WE ARE COMMITTED to the continual review, evaluation and improvement of all rules, regulations, policies and practices in all equine activities, based on science (where indicated). When warranted, they should be refined or changed. This includes existing practices to ensure they are not being perceived as acceptable, particularly if new research has called them into question.

WE ARE COMMITTED to providing continuing education on all activities involving horses and eliminate inhumane practices as well as strengthening sanctions for non-compliance.

WE ARE COMMITTED to educating all people who own or work with horses to ensure they are knowledgeable in the proper husbandry, care, and handling of horses. Each horse should be observed frequently to ensure that they are healthy. In consultation with a veterinarian, all such individuals should develop a sound health care program, appropriate to the facilities, environment and needs of the horses.



WE ARE COMMITTED to providing an environment in which anyone aware of equine cruelty or neglect is willing to report it to the proper local, state or federal authorities. Should an incident occur at an event it should be reported to judges, stewards, responsible authorities or the sanctioning organization.

WE ARE COMMITTED to improving the health and welfare of horses through scientific research, collaboration, advocacy and the development of appropriate rules. The community should continue to support and work with the many individuals, universities, veterinarians and foundations doing and funding equine health and welfare research in order to reduce injuries and improve health.

WE ARE COMMITTED to horse owners and caretakers ensuring horses in their care are current on vaccinations and following best practices to minimize infection and disease. When a disease outbreak occurs horse owners and events must act quickly and responsibly, monitor the horses, report the outbreak to, and cooperate with, veterinarians, authorities, facility management and all stakeholders to bring a rapid resolution to the outbreak.

WE ARE COMMITTED to ensuring that our horses will have an opportunity to transition to additional careers, uses or activities as the need arises. When necessary, owners and veterinarians may have to consider end-of-life decisions. The welfare, safety and dignity of the horse must continue to be the guiding principle in deciding how and when to provide a humane death.

WE ARE COMMITTED to being transparent about our activities in order to ensure the public, the media, federal, state and local officials and the various segments of the horse community understand what we do, why we do it, and support it.

The standard by which conduct or treatment will be measured is that which a reasonable person, informed and experienced in generally accepted animal husbandry standard and equine care, training and exhibition procedures would determine to be neither cruel, abusive nor inhumane.

Based on their principles, the association has developed and enforces strict rules to ensure ethical completion and humane treatment of American Paint Horses. The Association supports the development of procedures that assure equity, fairness, safety, health and welfare for all participants.

Because the association is strongly opposed to animal abuse, any member convicted in a court of law of cruelty to animals may be suspended from the APHA when certified evidence is presented to the Board of Directors. See Rule GR-060.F, GR-066.A.1., GR-070.A. & D., SC-075 and SC-160.N.

### **APHA Disclaimer of Responsibility For Safety**

---

APHA does not assume responsibility for safety of participants at the shows or other events it sanctions.

Safety is a concern of everyone, but APHA does not assume responsibility for it. APHA's limited purpose for sanctioning or approving a show is to promote fair competition. Show management is responsible for participant safety.

# Contents

American Paint Horse Association Mission Statement.....	1
---	---

## Foreword

2026 AjPHA Tentative Activity Calendar .....	16
2026 APHA Deadlines and Tentative Meeting Schedule.....	15
2026 Fee Schedule .....	11
APHA Welfare Code of Practice .....	1
Key to Section Codes.....	11
New Rules and Rule Changes Guide.....	11
APHA Disclaimer of Responsibility For Safety .....	3

## American Paint Horse Association By-laws

Title, Objectives, Location, Corporate Seal .....	ARTICLE I .....	17
Members .....	ARTICLE II .....	17
Board of Directors .....	ARTICLE III.....	17
Officers.....	ARTICLE IV .....	19
Duties of Officers.....	ARTICLE V .....	19
State Directors .....	ARTICLE VI.....	20
APHA Regional Associations/Clubs.....	ARTICLE VII.....	24
Zone Coordinating Committees.....	ARTICLE VIII .....	25
Special Interest Associations .....	ARTICLE IX.....	26
Youth Special Interest Associations (AjPHA) .....	ARTICLE X.....	27
APHA Racing Affiliates, Racing Affiliate		
State/Provincial Associations .....	ARTICLE XI.....	27
International Associations.....	ARTICLE XII.....	28
Committees and Task Forces .....	ARTICLE XIII .....	28
Nominating and Leadership		
Development Committee .....	ARTICLE XIV.....	28
Finance/Audit Committee.....	ARTICLE XV.....	29
Miscellaneous.....	ARTICLE XVI.....	29
Amendment of Bylaws.....	ARTICLE XVII .....	30

## General Rules

APHA Funds .....	GR-055.....	40
Disciplinary Procedure .....	GR-070.....	43
Facsimile Transmissions (FAX) .....	GR-071.....	46
Fraudulent Practices.....	GR-065.....	41
General Notice Procedure:.....	GR-070.....	46
General Rules and Regulations .....	GR-000.....	31
Inhumane Manner of Treatment.....	GR-067.....	42
Legal Guardianship .....	GR-020.....	36
Liability .....	GR-045.....	39
Membership .....	GR-020.....	34
Prohibited Procedures.....	GR-068.....	43
Proposed Rule Changes .....	GR-010.....	31
Release of Liability.....	GR-050.....	39
Responsibility.....	GR-040.....	38
Advisory Committee.....	GR-005.....	31
Television and Media Rule .....	GR-030.....	37
Types of Membership.....	GR-020.....	35
Unsportsmanlike Conduct.....	GR-066.....	42
Violations .....	GR-060.....	40

## Registration

Age Computation .....	RG-060.....	53
Artificial Insemination/Cooled and Frozen Semen ....	RG-115.....	62
Bloodline Requirement .....	RG-015.....	47
Breeder and Breeder's Certificate.....	RG-100.....	59
Cloning .....	RG-123.....	63
Color Requirements.....	RG-070.....	55
Duplicate and Corrected Certificates .....	RG-160.....	66
Embryo/Oocyte Transfer/Fertilized Egg		
Vitrified Embryo .....	RG-120.....	62
Fees- U.S. Funds Only.....	RG-025.....	49
Forfeiture of Fees .....	RG-175.....	67
General Procedures for Handling		
Registration Apps .....	RG-050.....	52
General Registration Responsibilities .....	RG-055.....	52
Genetic Testing by DNA .....	RG-125.....	63
Horses Not Eligible For Registration.....	RG-023.....	49
Inspection Procedures .....	RG-080.....	57
International Appendix Registry .....	RG-020.....	48
Leases.....	RG-140.....	65
Enrollment of AQHA and Jockey Club		
Stallions for Breeding .....	RG-105.....	60
Membership .....	RG-030.....	50
Name Change Regulation .....	RG-095.....	58
Naming a Horse .....	RG-090.....	58
Photograph Requirements .....	RG-065.....	54
Re-Activations .....	RG-180.....	67
Registration Applications.....	RG-050.....	52
Registration Decisions .....	RG-045.....	51
Registration Review Committee .....	RG-040.....	51
Re-Registration Certificates.....	RG-165.....	67
Rules and Regulations of Registration .....	RG-000.....	47
Signature Authorization.....	RG-035.....	50
Stallion Breeding Reports .....	RG-110.....	61
Status Change.....	RG-075.....	57
Surrender of Certificate .....	RG-170.....	67
The Registries.....	RG-020.....	47
The Stud Book.....	RG-010.....	47
Transfer of Ownership .....	RG-135.....	64
Unnatural Markings .....	RG-085.....	57

## Show and Contest

Drugs and Medications.....	SC-085 .....	75
Exhibitor Conduct.....	SC-070 .....	72
Grand and Reserve Champions .....	SC-065 .....	72
Inhumane Treatment .....	SC-075 .....	73
Minimum Requirements for Shows .....	SC-095 .....	83
Multiple-Judge Shows .....	SC-105 .....	85
Points .....	SC-060 .....	71
Premium Lists and Prizes .....	SC-120 .....	89
Prohibited Procedures .....	SC-080 .....	75
Ring Steward .....	SC-135 .....	89
Rules and Regulations .....	SC-000 .....	67
Single-Judge Shows .....	SC-100 .....	85
Show Approval.....	SC-090 .....	81

Show Manager.....	SC-110 .....	87
Show Results .....	SC-125 .....	88
Show Secretary .....	SC-115 .....	87
Special Events .....	SC-096 .....	83
Special Notice and Effective Date.....	SC-005 .....	67
Veterinarian.....	SC-140 .....	90

## Show Awards

APHA Champion Award.....	SC-035 .....	69
APHA Honor Roll Award .....	SC-040 .....	69
APHA Open Top 20 Award.....	SC-045 .....	70
APHA Performance Versatility Award.....	SC-025 .....	69
APHA Register of Merit Award.....	SC-050 .....	70
APHA Superior All-Around Award .....	SC-020 .....	68
APHA Superior Event Award .....	SC-030 .....	69
APHA Supreme Champion Award .....	SC-015 .....	68
APHA Titles and Awards.....	SC-010 .....	67
Zone Top 5 Award .....	SC-046 .....	71
Ribbons.....	SC-155 .....	90

## Show Rules

Age Requirements .....	SC-170 .....	93
Barrel Racing.....	SC-290 .....	248
Breakaway Roping.....	SC-283 .....	240
Calas and Colas.....	SC-320 .....	320
Color, Overo Color, Tobiano Color Classes.....	SC-176 .....	102
Cutting.....	SC-287 .....	246
Dressage .....	SC-314 .....	290
English Attire and Personal Appointments.....	SC-195 .....	120
English Performance Gaits.....	SC-201 .....	123
English Versatility Pattern.....	SC-204 .....	126
English Versatility Patterns .....	SC-204 .....	129
General Show Rules.....	SC-160 .....	90
Green Hunter Under Saddle .....	SC-206 .....	136
Green Ranch Classes .....	SC-312 .....	289
Green Reining .....	SC-261 .....	216
Green Trail .....	SC-251 .....	171
Green Western Pleasure.....	SC-246 .....	150
Green Western Riding .....	SC-256 .....	182
Green Western Riding Patterns .....	SC-256 .....	183
Green Working Hunter.....	SC-214 .....	137
Group Halter Classes.....	SC-180 .....	103
Halter Class General Rules.....	SC-175 .....	94
Hunter Hack .....	SC-210 .....	137
Hunter Under Saddle .....	SC-205 .....	134
Jumping .....	SC-220 .....	141
Mounted Shooting.....	SC-313.....	290
Over Fences Arena Equipment .....	SC-207 .....	128
Performance Class General Rules.....	SC-185 .....	103
Performance Events.....	SC-190 .....	105
Pleasure Driving.....	SC-225 .....	143
Pole Bending .....	SC-295 .....	250
Ranch Horse Classes.....	SC-301.....	253
Ranch Conformation .....	SC-311.....	289
Ranch Box Drive.....	SC-307 .....	278
Ranch Boxing .....	SC-306.....	277

Ranch Cow Work.....	SC-308.....	281
Ranch Cutting.....	SC-310.....	288
Ranch Pleasure.....	SC-304.....	272
Ranch Rail Pleasure.....	SC-303.....	271
Ranch Reining.....	SC-309.....	283
Ranch Reining Patterns.....	SC-309.....	285
Ranch Sorting.....	SC-276.....	235
Ranch Riding.....	SC-302.....	254
Ranch Riding Patterns.....	SC-302.....	256
Ranch Trail.....	SC-305.....	274
Registration Requirements.....	SC-165.....	93
Reining.....	SC-260.....	189
Reining Patterns.....	SC-260.....	193
Solid Paint-Bred/Breeding Stock Rules.....	SC-325.....	291
Stake Race.....	SC-296.....	251
Steer Stopping.....	SC-286.....	245
Team Penning.....	SC-275.....	233
Team Roping.....	SC-285.....	238
Tie-Down Roping.....	SC-280.....	242
Timed Events Dual Approved.....	SC-289.....	247
Timed Team Roping.....	SC-284.....	241
Trail.....	SC-250.....	167
Three-Year-Old & Older Longe Line.....	SC-197.....	123
Two-Year-Old Longe Line.....	SC-193.....	113
Three-Year-Old & Older In-Hand Trail.....	SC-196.....	122
Two-Year-Old In-Hand Trail.....	SC-194.....	116
Utility Driving.....	SC-230.....	144
Western Attire.....	SC-235.....	146
Western Performance Gaits.....	SC-241.....	152
Western Pleasure.....	SC-245.....	155
Western Riding.....	SC-255.....	172
Western Riding Patterns.....	SC-255.....	176
Western Tack and Equipment.....	SC-240.....	147
Western Versatility Pattern.....	SC-247.....	158
Western Versatility Patterns.....	SC-247.....	162
Working Cow Horse.....	SC-265.....	216
Working Cow Horse Patterns.....	SC-265.....	221
Working Hunter.....	SC-215.....	138
Yearling In-Hand Trail.....	SC-192.....	109
Yearling Longe Line.....	SC-191.....	106

## **Judges**

Judge Rules and Regulations.....	JU-000.....	292
----------------------------------	-------------	-----

## **Amateur and Novice Amateur Programs**

Amateur Age Divisions.....	AM-080.....	306
Amateur Card Application or Renewal.....	AM-015.....	298
Amateur Program Rules and Regulations.....	AM-000.....	297
Interpretation of Rules.....	AM-005.....	297
Novice Amateur Application/Renewal.....	AM-210.....	324
Novice Amateur Division.....	AM-200.....	323
Novice Amateur Eligibility.....	AM-205.....	323
Ownership.....	AM-020.....	298

## **Amateur Awards**

APHA Amateur Champion Award.....	AM-040.....	302
APHA Amateur Honor Roll Award.....	AM-065.....	304

APHA Amateur Performance Versatility Award .....	AM-045 .....	303
APHA Amateur Register of Merit Award .....	AM-055 .....	303
APHA Amateur Superior Event Award .....	AM-050 .....	303
APHA Amateur Titles and Awards .....	AM-025 .....	300
APHA Amateur Top 20 Awards.....	AM-060 .....	304
APHA Amateur Zone Awards.....	AM-070 .....	305
APHA Novice Amateur Honor Roll Award .....	AM-225 .....	325
APHA Novice Amateur Register of Merit .....	AM-235 .....	325
APHA Novice Amateur Superior (Event) Horse .....	AM-220 .....	325
APHA Novice Amateur Top 20 Awards.....	AM-230 .....	325
APHA Novice Amateur Zone Award .....	AM-240 .....	325
APHA Superior Amateur Champion Award .....	AM-035 .....	302
Novice Amateur Titles and Awards .....	AM-215 .....	325
Rookie of the Year Award.....	AM-071 .....	305
Year-End Awards .....		304

## **Amateur Show Rules**

Amateur Boxing.....	AM-141.....	321
Amateur General Show Rules .....	AM-085 .....	306
Amateur Goat Tying.....	AM-125 .....	320
Amateur Hunt-Seat Equitation .....	AM-110 .....	312
Amateur Showmanship at Halter .....	AM-105 .....	310
Amateur Walk-Trot Division .....	AM-300 .....	327
Amateur Western Horsemanship .....	AM-115 .....	317
Amateur Working Cow Horse.....	AM-140 .....	321
Amateur Halter.....	AM-090 .....	308
Amateur Hunt-seat Equitation Over Fences.....	AM-111 .....	315
Novice Amateur General Show Rules.....	AM-245 .....	312
Novice Amateur Performance/Equitation Categories ..	AM-250 .....	313
Novice Amateur Boxing.....	AM-260 .....	327
Performance and Equitation Classes .....	AM-095 .....	309
Performance Contest Categories .....	AM-030 .....	301
Show Approval Rules .....	AM-075 .....	306
Team Roping .....	AM-135 .....	321

## **Youth Program**

Membership .....	YP-005.....	330
Novice Youth Card Application or Renewal .....	YP-210.....	357
Novice Youth Division.....	YP-200.....	356
Novice Youth Eligibility .....	YP-205.....	356
Ownership .....	YP-015.....	331
Youth Age Divisions .....	YP-075.....	337
Youth Eligibility.....	YP-010.....	330
Youth Program General Rules .....	YP-080.....	324
Youth Program Rules and Regulations .....	YP-000.....	330

## **Youth Awards**

All-Around Youth Show Award.....	YP-095.....	340
APHA Superior Youth Champion Award.....	YP-030.....	333
APHA Youth Champion Award .....	YP-035.....	334
APHA Youth Honor Roll Award .....	YP-060.....	336
APHA Youth Performance Versatility Award.....	YP-040.....	334
APHA Youth Register of Merit Award.....	YP-050.....	335
APHA Youth Superior Event Award .....	YP-045.....	335
APHA Youth Titles/Awards Requirements .....	YP-020.....	332
APHA Youth Top 20 Award .....	YP-055.....	335
APHA Youth Zone Award .....	YP-065.....	336



Novice Youth Register of Merit .....	YP-221.....	358
Novice Youth Honor Roll Award.....	YP-224.....	359
Novice Youth Top 20 Award.....	YP-225.....	359
Novice Youth Rookie of the Year.....	YP-226.....	360
Novice Youth Superior Award.....	YP-222.....	359
Novice Youth Titles and Awards .....	YP-220.....	358
Novice Youth Zone Award .....	YP-223.....	359
Year-End Awards .....		322

## **Youth Show Rules**

Boxing.....	YP-152.....	355
Class and Show Approval.....	YP-070.....	337
Goat Tying.....	YP-140.....	354
Halter.....	YP-085.....	339
Hunt-seat Equitation Over Fences.....	YP-116.....	348
Hunt-seat Equitation .....	YP-115.....	346
Lead Line (Equitation).....	YP-105.....	343
Novice Youth General Show Rules.....	YP-245.....	360
Novice Youth Performance/Equitation Categories.....	YP-215.....	358
Novice Youth Boxing.....	YP-255.....	361
Performance and Equitation Events .....	YP-090.....	339
Performance Contest Categories .....	YP-025.....	333
Reining.....	YP-125.....	354
Showmanship at Halter .....	YP-100.....	340
Team Roping .....	YP-137.....	354
Tie-Down Roping .....	YP-130.....	354
Walk-Trot Division 11-18.....	YP-109.....	343
Walk-Trot Division 5-10.....	YP-110.....	345
Western Horsemanship (Equitation).....	YP-120.....	351
Working Cow Horse.....	YP-151.....	355

## **Racing**

APHA Racing Recognition Program .....	RA-060 .....	365
APHA's Statement of Disclaimer of Responsibility for Safety at Cutter and Chariot Racing Contests .....	RA-080 .....	367
Cutter and Chariot Racing.....	RA-070 .....	367
Enhancement of Penalty Rule .....	RA-020 .....	364
Horse Ownership .....	RA-030 .....	364
Racing Rules and Regulations .....	RA-000 .....	362
Speed Index and Racing Points.....	RA-010 .....	363
Stakes Races .....	RA-050 .....	365
Tattoo Identification Requirement & Parentage Verification .....	RA-040 .....	364

## **Challenged Horseman (CHAMPS) 369**

## **Guidelines for APHA-Approved Trail Rides 377**

## **Guidelines for Sponsoring a Zone Show 377**

## **Tack and Attire 379**

## **AjPHA Bylaws 385**

## **Pattern Legend 392**

## **Paint Horse Terms 393**

## Rules Applying to International Members

Article VI - International areas for director allocations .....	20
Article VIII - Zone Coordinating Committees .....	25
Article XII- International Associations .....	28
RG-020.D.- International Appendix Registry .....	48
RG-110.B.- Stallion Breeding Reports .....	61
SC-090- Show Approval .....	81
SC-096 - Special Events .....	83
SC-115 - Show Secretary .....	88
SC-165.A.- Registration Requirements for Halter and/or Performance .....	93
SC-196 - Three-Year-Old & Older In-Hand Trail .....	122
SC-197 - Three-Year-Old & Older Longe Line .....	123
SC-206.D.- Green Hunter Under Saddle .....	136
SC-214 - Green Working Hunter .....	137
SC-240 - Western Tack .....	147
SC-246.D. - Green Western Pleasure .....	158
SC-251.F - Green Trail .....	171
SC-256.E. - Green Western Riding .....	182
SC-261- Green Reining .....	213
SC-312 - Green Ranch Classes .....	289
SC-320 - Calas and Colas .....	291
JU-000.D.1.- Mileage Requirement Between Shows .....	293
JU-000.D.2.- Number of Shows .....	293
AM-110 - Amateur Hunt-seat Equitation .....	312
AM-115 - Amateur Western Horsemanship .....	317
AM-020 - Ownership .....	298
AM-205 - Novice Amateur Eligibility .....	323
AM-210.B.- Ownership Requirements .....	324
YP-015 - Ownership .....	331
YP-075.A.- Youth Age Divisions .....	337
YP-080.M- Youth Program General Rules .....	339
YP-115 - Youth Hunt-seat Equitation .....	346
YP-120 - Youth Western Horsemanship .....	351
YP-205 - Novice Eligibility .....	356

# Section Codes

Each section of the Rule Book, except for the Association By-Laws and the AjPHA By-Laws, has been given the following prefix codes:

Amateur Program—AM	Racing—RA
General Rules—GR	Registration—RG
Judges—JU	Show and Contest—SC
PAC Program—PR	Youth Program—YP

## New Rules and Rule Changes

New rules and changes to rules have been highlighted. Changes to rules permitted by the Rules or Board of Directors as significant clarifications are also italicized and printed in bold ink.

### EXAMPLES:

#### 2026 New Rule:

Section 2. The regular annual meeting of the membership shall be held at such time and place as may be fixed by the Board of Directors. Notice of the annual meeting shall be published at least 30 days prior to the meeting using appropriate notification procedures.

#### 2026 Rule clarification:

- A. **SCORING FOR SHOW ALL-AROUND.** *It is not mandatory for an All-Around award to be made at an approved show; however, if such an award is designated, the following scoring system is the recommended method to determine the winner:*

## 2026 Fee Schedule

All fees based on postmark (postal meters not accepted), U.S. Funds Only drawn on a U.S. bank or additional fees may apply. **Do not send cash.** If you pay by check, your check may be converted into an electronic fund transfer.

### Membership Fees

	Online	
Paper		
1-Year Membership	\$79	\$89
3-Year Membership	\$179	\$199
5-Year Membership	\$299	\$319
AjPHA Membership	\$29	\$39
AjPHA 3-Year Membership	\$69	\$79
j-Term Membership (Youth lifetime)	\$149	\$159
Lifetime Membership	\$1,299	\$1,309
Multi-Year Replacement Card Fee		\$15
Printed Rulebook		\$5

(adult memberships include *Chrome & Paint Horse Journal* subscriptions)

Current APHA/AjPHA membership required to exhibit and/or receive awards. Effective January 1, 2015, all exhibitors must have a current individual membership to be eligible to show. Joint and/or farm/ranch memberships no longer satisfy the show membership requirement.

### Registration Fees (Paint Parent)

Regular Registry or Solid Paint-Bred	Online	Paper
0-90 Days after foaling or June 30 of the calendar year foaled, whichever is later	\$39	\$59
July 1 through September 30 of the calendar year foaled	\$49	\$69
October 1 through December 31 of the calendar year foaled	\$69	\$89
Yearling Year & Older	\$139	\$159

*\*phcentral.com to register, transfer and file breeding reports online.*

<b>No Paint Parent (Product of QH/TB sires/dams)</b>	<b>Online</b>	<b>Paper</b>
0-90 Days after foaling or June 30 of the calendar year foaled, whichever is later		\$139
July 1 through September 30 of the calendar yr foaled		\$159
October 1 through December 31 of the calendar year foaled		\$169
Yearling Year & Older		\$239

## **Rush Fee (per transaction)**

Registrations	\$59
Transfers	\$49
Duplicate certificates, color changes, status changes, etc	\$49

## **Misc Registration Fees**

	<b>Online</b>	<b>Paper</b>
Inspection Fee		\$229 + expenses
International Appendix Recording Fee		\$49
Ownership Update Fee		\$29
Re-Registrations		\$59
Status Changes		\$99
Transfer Fee	\$39	\$59
Stableman's Lien Fee		\$59
Indemnity Fee		\$129
Transfer Date Correction		\$29
Transfer fee for joint ownership to single ownership in divorces		\$19
Inspection Fee (Special/Deposit) (for possible fraudulent markings when skin biopsies and hair samples are required)		\$249
Computer Flagging Fee		\$99
Corrected Certificate		\$29
Duplicate Certificate		\$49
Horse Name Change		\$149
Picture Replacement Certificate		\$29
Lease (non-show purposes)	\$39	\$59
Letters of Authorization		\$29
Mare Enrollment (Quarter/TB) (First time producer of Paint foal)	\$39	\$59
Office Processing Fee		\$29
Pedigrees		\$29
Reserve Name Fee (12 months-based on receipt of request)		\$129
Signature Authorizations	\$29	\$49

## **Stallion Breeding Report Fees**

	<b>Online</b>	<b>Paper</b>
Stallion Enrollment Fee (AQHA or TB)	\$99	\$129
SBR Filing Fee	\$29	\$49
Add fee per mare on report	\$9	\$29
SBR Late Fee	\$29	\$49
Corrected SBR (per mare)	\$19	\$39

## **Genetic Testing Fees**

	<b>Online</b>	<b>Paper</b>
DNA Genetic Marker Testing (per horse) (for breeding stallions and parentage verification) Parentage verification required on all registrations as of January 1, 2022.	\$69	\$89
DNA Replacement Kit Fee		\$10
DNA Pedigree Certification 1-4 horses (per Kit)		\$89
5-9 horses		\$79
10-14 horses		\$69
15 or more horses		\$59

UC-Davis Color and Pattern Testing Package (includes red factor, agouti, cream, champagne, gray, pearl, silver, OLWS, Sabino1, Splashed White [SW1-SW6], dun, leopard, Dominant White [W5, W10, W20, W22] and Tobiano)	\$139	\$169
Red factor + Agouti (per horse)		\$59
Individual coat color tests (per test per horse) (cream, champagne, gray, pearl, silver, OLWS, Splashed White, Dominant White, Sabino 1 and Tobiano)		\$39
UC-Davis Genetic Health Panel package (includes HERDA, HYPP, GBED, PSSM1, MH and OLWS)	\$139	\$169
Individual genetic health panel test (except PSSM1)		\$69
Etalon Diagnostics All-Inclusive Panel (includes genetic health panel, color & pattern panel, performance panel, does not include genetic markers)		\$249
DNA Recording Fee (for tests performed independent of APHA at an approved testing lab)		\$49
Vitrified Embryo Transfer Fee	\$109	\$119
Vitrified Embryo Transfer Late Fee (mares enrolled after implant date)	\$229	\$249
Multiple Parentage Analysis	\$279	\$299
Cooled/Frozen Semen Permit Fee		No Charge

<b>Racing Fees</b>	<b>Online</b>	<b>Paper</b>
Tattoo Fee		\$119
Tattoo Recording Fee (double-registered horses)		\$29
Racing Participation fee by March 1		\$29
Late fee after March 1		\$119

<b>Performance Fees (Amateur)</b>	<b>Online</b>	<b>Paper</b>
Amateur Card Application (must be APHA member)	\$15	\$19
Novice Amateur Status Reinstatement	\$49	\$49
Novice Amateur/Amateur Walk-Trot Reclassification Fee	\$15	\$19
Amateur Card Rush/Backdate Fee (processed within 2-5 business days)	\$45	\$49
Backdating Fee	\$45	\$49

<b>Performance Fees (Shows and Judges)</b>	<b>Online</b>	<b>Paper</b>
Show Application (per judge)	\$39	\$59
Special Handling Fee for Show Results not submitted electronically	\$79 per judge	
Late Show Application Fee (per judge) (plus \$29 show application fee)		
Less than 90 days	\$79	\$99
Less than 60 days	\$159	\$179
Late Show Results Fee (per day)	\$29	\$29
Show Processing Fee (per entry per judge)		\$3
Show Lease Fee	\$39	\$59
Judge's Filing Fee	\$119	N/A
Current Show/Race Records		\$19
Lifetime Show /Race Records		\$19
Get/Produce Records		\$19
Get/Produce Records with Points		\$19
Master Progeny		\$19

## **Performance Fees (Youth)**

	<b>Online</b>	<b>Paper</b>
Novice/Walk-Trot 11-18 Youth Card Application (must be AjPHA member)	\$15	\$19
Novice/Walk-Trot 11-18 Youth Card Rush/Backdate Fee (processed within 2-5 business days)	\$45	\$49

## **Official APHA Trail Ride Fees**

Trail Ride Application Fee	\$29
----------------------------	------

## **Bond, Restitution, Penalty, Violation Fees**

Positive drug test bond fee to show until hearing is held	\$500
Positive drug test restitution fee	\$400
Transported cooled or frozen semen penalty fee per operating year for operating without a permit	\$500
Selling a horse without a completed transfer penalty fee	\$100
Logo restriction violation fee (maximum)	\$500

## **All fees subject to change with or without notice**

Membership fees may be paid at same time as fees for services are submitted.  
It is recommended they be sent separately to avoid processing delays.

# **APHA Online Access**

### **Public Access (membership not required) allows you to access:**

**Free**

Join or Renew Membership	Judges' Directory
Horse Name Search	Regional Clubs
Breeders' Trust Stallion list	Ride America
Calendar of Events	Paint Alternative Competition

### **Bronze Access**

### **Free with APHA Membership**

Public Access	Update Profile
My APHA Home	
(view your current horses owned)	

### **Silver Access**

**\$29 for 12 Months**

Public Access	Progeny Records
My APHA	Honor Roll
Performance Records	Shows Not Posted
Pedigree	Show Results
DNA Results	Top 20 List

### **Gold Access**

**\$119 Annually  
or \$18/month**

Public Access	Enhanced Performance
My APHA	Records
Member Access	My Barn
Current Ownership	Virtual Barn
Ownership History	Enhanced Pedigrees
Horse Photos	with Photographs
Color Calculator	



## 2026 Deadlines and Tentative Meeting Schedule

Refer to the *Paint Horse Journal* and or the APHA website for other important dates throughout the year.

<b>January 1</b>	<ul style="list-style-type: none"><li>• All horses are considered 1 year older on this date</li><li>• APHA office closed (in observance of New Year)</li></ul>
<b>January 31</b>	<ul style="list-style-type: none"><li>• Breeders' Trust Sire Subscriptions (for 2026 breeding season)</li></ul>
<b>Jan.-Feb.</b>	<ul style="list-style-type: none"><li>• 2026 International Equine Judges Seminar</li></ul>
<b>Feb. 28-Mar. 1</b>	<ul style="list-style-type: none"><li>• APHA Leadership Gathering, Fort Worth Stockyards</li></ul>
<b>March 1</b>	<ul style="list-style-type: none"><li>• Academic Scholarship applications due</li><li>• Regional Club Officers for current year must be submitted to the APHA office along with previous years annual financial statement, electronic membership list &amp; updated bylaws</li></ul>
<b>April 3</b>	<ul style="list-style-type: none"><li>• APHA office closed (Good Friday)</li></ul>
<b>May 15</b>	<ul style="list-style-type: none"><li>• APHA World Championship Show Pre-Entry, Stall &amp; RV deadline</li><li>• Youth Team Tournament deadline</li><li>• Youth World Championship Horse Judging Contest Deadline</li></ul>
<b>May 25</b>	<ul style="list-style-type: none"><li>• APHA office closed (Memorial Day)</li></ul>
<b>June 19-July 5</b>	<ul style="list-style-type: none"><li>• APHA World Championship Show, Fort Worth, TX</li><li>• APHA Youth World Championship Horse Judging Contest (held in conjunction with APHA World Show)</li></ul>
<b>June 25</b>	<ul style="list-style-type: none"><li>• First Weanling Registration Deadline</li></ul>
<b>July 3</b>	<ul style="list-style-type: none"><li>• APHA office closed (observance of Independence Day)</li></ul>
<b>August 20-23</b>	<ul style="list-style-type: none"><li>• APHA Eastern National Championship Show, Wilmington, OH</li></ul>
<b>August 28</b>	<ul style="list-style-type: none"><li>• APHA/WCHA Halter Million Pre Entry, Stall &amp; RV Deadline</li></ul>
<b>September 7</b>	<ul style="list-style-type: none"><li>• APHA office closed (Labor Day)</li></ul>
<b>Sept. 26-Oct. 4</b>	<ul style="list-style-type: none"><li>• Halter Million/WCHA Halter Million, Fort Worth, TX</li><li>• Youth &amp; Collegiate Judging Contest</li></ul>
<b>September 30</b>	<ul style="list-style-type: none"><li>• Second Weanling Registration Deadline</li></ul>
<b>October 1</b>	<ul style="list-style-type: none"><li>• All rule change proposals due in APHA office regardless of postmark</li></ul>
<b>October 22-25</b>	<ul style="list-style-type: none"><li>• APHA Western National Championship Show, Las Vegas, NV</li></ul>
<b>November 20</b>	<ul style="list-style-type: none"><li>• Judge Emeritus Applications due</li><li>• Judge Applications due</li></ul>
<b>November 26-27</b>	<ul style="list-style-type: none"><li>• APHA office closed (Thanksgiving)</li></ul>
<b>November 30</b>	<ul style="list-style-type: none"><li>• Stallion Breeding Reports due (postmark)</li><li>• Breeders' Trust Sire Subscription- 2nd payment due</li></ul>
<b>December 1</b>	<ul style="list-style-type: none"><li>• Markel APHA Professional Horsemen of the Year award Nominations due</li><li>• Distinguished Service Award nominations due</li><li>• APHA Hall of Fame Nominations due</li></ul>
<b>December 24-28</b>	<ul style="list-style-type: none"><li>• APHA office closed (Christmas)</li></ul>
<b>December 31</b>	<ul style="list-style-type: none"><li>• Third Weanling Registration Deadline (Yearling fee is higher)</li><li>• Breeders' Trust Foal Nomination Deadline</li></ul>

## 2026 AjPHA Tentative Activity Calendar

<b>January 1</b>	• AjPHA Regional Club Updates Deadline
<b>January 5</b>	• Youth Leadership Gathering Pre-Registration Deadline
<b>February 21</b>	• Youth Leadership Gathering Registration Deadline
<b>March 1</b>	• APHF Academic Scholarship Application Deadline
<b>Feb. 28-Mar. 1</b>	• Youth Leadership Gathering, Fort Worth, TX
<b>March 1</b>	• Youth Futurity Project Nomination Deadline
<b>May 15</b>	• AjPHA State Director Nominations & Officer Applications Deadline
<b>May 15</b>	• APHA World Show Classes Pre-Entry Deadline
<b>June 1</b>	• Pre-Entry Deadline World Show Youth Activities
<b>June 2</b>	• Make Your Mark: Art & Photo Entries Deadline (postmarked)
<b>June 7</b>	• Youth Futurity Project Final Logbook Deadline
<b>World Show Activities</b>	• Art & Photo Contest
	• Youth Team Tournament
<b>June 19-July 5</b>	• Youth Judging Contest
	• horseIQ Youth Showdown
	• AjPHA General Meeting
<b>September 1</b>	• Pre-Entry Deadline Youth & Collegiate Judging Contest
<b>September 1-21</b>	• horseIQ Virtual Hippology Challenge
	• Halter Million/WCHA Halter Million, Fort Worth, TX
	• Youth & Collegiate Judging Contest
<b>December 1</b>	• Youth Member of the Year Application Deadline
	• Youth Club of the Year Application Deadline
	• From the Heart Award Application Deadline

\*All forms are available on the AjPHA website.

# American Paint Horse Association

## By-laws as Amended March 1, 2020

---

### ARTICLE I—Title, Objectives, Location, Corporate Seal

---

**Section 1.1 Title:** This Association shall be known as the American Paint Horse Association, Inc., (“Association”) and shall at all times be operated and conducted as a 501 (c) (5) non-profit association in accordance with the laws of the State of Texas, providing for such organizations and by which it shall acquire all such rights as granted to associations of this kind.

**Section 1.2 Title: Objectives:** The purpose of this Association shall be to collect, record and preserve the pedigrees of Paint Horses, to publish a registry, and to stimulate and regulate any and all other matters such as may pertain to the history, breeding, exhibition, recreation, promotion, publicity, sale, racing or improvements to this breed.

**Section 1.3 Place of Business:** The principal place of business shall be Fort Worth, Tarrant County, Texas, but its members or officers may be residents of any state, zone, province, territory, or country; and business may be carried on at any place convenient to such members or officials as may be participating.

**Section 1.4 Corporate Seal:** The seal of the Association shall be in the charge of the Chief Executive Officer.

### ARTICLE II—Members

---

**Section 2.1 Conditions of Membership:** Members of the Association shall be admitted, retained, suspended, or expelled in accordance with such Policies and Procedures as the Board of Directors may, from time to time, adopt. In all matters governed by the vote of the members, every member in good standing who has reached the age of at least 19 years shall be entitled to vote. A member in good standing shall be defined as a member currently free of disciplinary restrictions. Members on probation are not considered in good standing. In the election of APHA Board and State Directors, current members (at least 19 years of age) in good standing at the time the election is conducted shall be entitled to vote.

**Section 2.2 Member in Good Standing:** Whenever in these Bylaws the term member or members shall be used, unless otherwise specified, it shall mean a member in good standing having the right to vote.

### ARTICLE III—Directors

---

**Section 3.1 Authority of the Board of Directors:** The business and property of the Association shall be managed and controlled by the Board of Directors. The Board of Directors shall have accountability and final authority regarding:

- A. Amendments to the Bylaws and changes to rules affecting registration of horses.
- B. The governance of the Association.
- C. The Association's financial performance.
- D. Engage the audit firm on behalf of the Audit Committee.
- E. Engage an Chief Executive Officer.
- F. Delegate accountability and authority to the Chief Executive Officer to operate the organization.
- G. Set policy.
- H. Ensure results of the Association.
- I. Elect the officers of Association.
- J. Amend the Bylaws, as needed, with advice from the State Directors.

**Section 3.2 Composition:** The Board of Directors shall be composed of 12 voting members as well as the Chief Executive Officer, who shall also serve as Secretary ex-officio, without vote.

**Section 3.3 Election:** Election of the Board of Directors shall be by a simple majority of the votes cast at the annual meeting of the State Directors. The State Directors shall prescribe the specific manner of voting in its written Policies and Procedures approved and published by the Board of Directors from time to time.

**Section 3.4 Term:** The term of office of each voting Board member shall be three years and shall begin at the conclusion of the State Directors meeting at which the Board member was elected and shall end at the conclusion of the State Directors meeting following the third succeeding election meeting of the State Directors. No Board member may serve more than two consecutive three-year terms unless that Board member is elected President-Elect in the third year of his second term; in which case, he or she may serve as President-Elect, President and Immediate Past President for the terms specified elsewhere in these Bylaws. Board members serving two consecutive three-year terms must remain off the Board of Directors for one term before being eligible for re-election to the Board of Directors.

**Section 3.5 Meetings:** The Board of Directors shall meet at least three times annually. One of these meetings shall take place not later than 30 days following the annual meeting of the State Directors. The other meetings shall take place at such other times and places as the Board of Directors may determine. Meetings may take place within or outside of the State of Texas. A majority of the voting Board members shall constitute a quorum. Each Board member shall receive notice of such meetings no less than ten (10) days prior to the meeting. Subject to the provisions of these Bylaws with respect to notice of meetings of the Board of Directors, members of the Board of Directors may participate in and hold additional meetings of such Board of Directors by means of conference telephone or similar communications equipment by means of which all persons participating in the meeting can hear each other, and participation in a meeting pursuant to this section shall constitute presence in person at such meeting, except where a Board member participates in such meeting for the express purpose of objecting to the transaction of any business on the grounds that the meeting is not lawfully called or convened. Any action required or permitted to be taken at a meeting of the Board of Directors may be taken without a meeting if a consent in writing, setting forth the action to be taken, shall be signed by all of the voting members of the Board of Directors, and such a consent shall have the same force and effect as a unanimous vote of the members of the Board of Directors at a meeting of the Board of Directors. The President may call special meetings of the Board of Directors with not less than ten (10) days' notice to each Board member, either personally or by other appropriate means of communication. The President shall call special meetings when requested by one-third of the current voting members of the Board of Directors. Such special meetings shall be called in like manner and on like notice. Such notice of a special meeting of the Board of Directors shall specify the business to be transacted at, and the purpose of, such special meeting. No other business than specified may be transacted.

**Section 3.6 Removal:** Any voting member of the Board of Directors may be removed from office at any meeting of the State Directors by a vote of three-quarters (3/4) of the total votes cast at such meeting. The policies and procedures governing removal shall be determined by the State Directors and published from time to time. The Board of Directors may remove any Board member, without cause, by a 3/4ths vote of the voting members of the Board of Directors.

**Section 3.7 Vacancy:** Any vacancy filled shall be for the remainder of the unexpired term. A vacancy created by removal shall be filled by a simple majority of the votes cast at a meeting of State Directors at which the removal occurs. The Nominating Committee shall present a slate of candidates for vacant positions. Succession or election to fill any vacated Board of Directors position shall not count toward the term limit for that office. Vacancies created other than by removal may be filled by a majority vote of the State Directors at its next regularly scheduled meeting.

**Section 3.8 Indemnification:** The Association shall indemnify each of its officers and Board of Directors to the fullest extent provided by, and in accordance with, the Texas Nonprofit Corporation Act as that act is in effect on the date of the occurrence giving rise to such indemnification as is provided herein. The Association shall indemnify each of its volunteer committee chairs, committee members and employees to the same extent as its officers and Directors.

## **ARTICLE IV—Officers**

**Section 4.1 Officers:** The Officers of the Association shall be the President, President-Elect, Immediate Past-President and Chief Executive Officer (Secretary).

**Section 4.2 Election of Officers:** The President-Elect shall be elected from among the members of the Board of Directors serving at the time of the election. The election of this office shall be in accordance with the Board of Directors' Policies and Procedures as established and edited by it from time to time. These Policies and Procedures will include provisions for members of the Board of Directors to offer names of candidates to be placed in nomination. Those officers serving on the Board of Directors at the time of the adoption of these Bylaws shall remain in office until their term expires. Those who are serving as President-Elect and President at the time of adoption of these Bylaws shall assume the office of President and Immediate Past-President, respectively, upon the expiration of the term of their current offices.

**Section 4.3 Removal:** The President or the President-Elect may be removed from office by a vote of threequarters (3/4) of the total votes cast by the Board of Directors. The Policies and Procedures governing removal elections for officers shall be determined by the Board of Directors and published in its Policies and Procedures from time to time.

**Section 4.4 Vacancies:** Upon the President's vacancy, the President-Elect shall complete the vacated term and serve his regular term consecutively.

## **ARTICLE V—Duties of Officers**

**Section 5.1 President:** The President shall be a voting member of the Board of Directors and shall additionally hold ex-officio membership in all committees. The President shall serve as the Association's Chief Elected Officer and Chairperson of the Board of Directors. The President's term of office shall begin at the conclusion of the first Board of Directors meeting after which an election takes place and shall end at the conclusion of the first Board of Directors meeting one year from that date after which another election takes place, or when a successor is seated. The President is eligible for one additional one-year term as President, after a one-year absence from the position and if still a member of the Board of Directors.

A. The President is hereby empowered to appoint five advisors, without voting privileges, to the Board of Directors. Any member of the APHA in good standing shall be eligible for selection as an advisor. The five advisors will have specific duties and responsibilities with a defined time frame as determined by the President.

B. The President with the advice of the Board of Directors may at his or her discretion appoint up to ten (10) additional State Directors to serve during his or her term of office.

**Section 5.2 President-Elect:** The President-Elect shall automatically ascend to the office of President as soon as his term as President-Elect is completed. The President-Elect shall be familiar with all the activities of the Association, serve as a member of the Board of Directors to prepare for his term of President and assume the duties of the President in the absence or incapacity of the President. The President-Elect's term of office shall begin at the conclusion of the first Board of Directors meeting after which an election takes place and shall end at the conclusion of the first Board of Directors meeting one year from that date after which another election takes place.

**Section 5.3 Immediate Past-President:** The Immediate Past-President shall remain a member of the Board of Directors for a period of one year following his term as President. During that period, he or she shall serve as chair of the Nominating Committee.

**Section 5.4 Chief Executive Officer:** An Chief Executive Officer shall be appointed for a term and at a stipend to be fixed by the Board of Directors. The Chief Executive Officer shall, under the direction of the Board of Directors, perform such duties as may be assigned by the Board of Directors. The Chief Executive Officer shall have the following accountability and authority:

- A. Keep or cause to be kept an accurate record of the minutes and transactions of the Board of Directors and shall serve as Secretary to this body.
- B. Supervise all other employees and agents of the Association.
- C. Sole authority to make personnel decisions.
- D. Carry out the day-to-day operations of the Association.
- E. Carry out decisions of the Board of Directors.
- F. Keep the Board of Directors informed.
- G. Ensure the Board of Directors has the best information available to make decisions.

In addition, the Chief Executive Officer shall also serve as Secretary of the Association. The Chief Executive Officer shall not be entitled to vote.

## **ARTICLE VI—State Directors**

**Section 6.1: Composition of State Directors:** The Association shall have approximately 110-120 elected State Directors.

- A. Representative Area. A Representative Area shall be defined as individual states, zones, province, or countries which may be aligned geographically and/or based on membership at the sole discretion of the APHA Board of Directors. State Directors from each Representative Area will be elected every three (3) years and shall hold office for that term or until their successors are elected and have taken office. If a Representative Area has no Director nominations, an individual from outside the Representative Area may be nominated to represent that area.
- B. To determine the total number of State Directors to be elected in any election year and the manner in which such State Directors shall be allocated among the Representative Areas, the following steps shall be taken:
  - a. The number of State Director allocations of a Representative Area shall first be determined in accordance with the formula as set forth in Steps b-e below to determine the number of Director allocations of a Representative Area.
  - b. The total membership of the Association minus those countries that have a recognized international association under the provisions of Article XII, shall first be divided by 100.
  - c. Then, the total membership of each Representative Area shall be divided by the amount obtained in Step b above, with the resulting quotient being calculated to the one-thousandths decimal place.
  - d. The amount obtained in Step c above, shall then be rounded to the nearest whole number. Such number shall represent the total number of State Director allocations of a Representative Area. Example Formula: (Total membership) (June 30) minus International Associations/100 = X;  $(45,142-5,217)/100 = 399.25$  rounded to nearest whole number = 399; Representative Area membership/X = Y number of State Directors;  $833/399 = 2$  State Directors.
  - e. To allow for mathematical variances, the total number of elected State Directors of the Association, may vary from 110 to 120.
  - f. The number of State Directors that shall be elected from a Representative Area in any given year shall be equal to the difference between the amount determined in Step d above and the number of State Directors of such Representative Area whose terms of office do not expire in such election year.



- g. International representative areas will be grouped together geographically and/or based on that Representative Area's membership. If the total membership of the Association's country exceeds the number required for additional State Directors as outlined in the allocation procedures (Steps b-e of this section), the Representative Area will be awarded additional State Directors accordingly. Election procedures will be consistent with those outlined in this article. Alignment shall be at the sole discretion of the Board of Directors.
- C. State Director reallocation shall be made annually as of June 30 of the year immediately preceding the election year. Each member in good standing, defined as a member currently free of disciplinary restrictions, (see Article II, Section 2.1) whose membership is valid by September 1 of the year the election is conducted, shall receive notice for their Representative Area of the Director election and shall be entitled to one vote.
- D. The term "Representative Area" shall be defined as individual states, zones, provinces, or countries which may be aligned geographically and/or any political subdivision of such international country having the sufficient number of members required. Exception: International associations officially recognized under the rules of Article XII. When any state, zone, province or country has less than the required number of members for a Director at the time of allocation, it shall be grouped with one or more other states, countries, etc. to form a Representative Area in order to reach the minimal number of members required for a Director allocation. At no time may a Representative Area have more than twenty-five percent (25%) of the total State Directors, excluding State Directors-at-Large.
- E. A State Directors Nominating Committee, which must be comprised of elected State Directors or State Directors-at-Large, separate from the Nominating and Leadership Development Committee, shall be appointed by the President with input from other individuals deemed appropriate by the President and published as soon as possible after appointment by the President each election year.
  - a. Recommendations for nominations from Regional Associations/Clubs will be received by the State Directors Nominating Committee. In addition, an individual may recommend him/herself for nomination upon submission of the signatures of five APHA current members in good standing (see Article II, Section 2.2) and residing in the same Representative Area evidencing endorsement of the recommendation. Signatures can be physical ink or electronic. Nominees shall provide a resume about themselves to be made available to the committee and voters. Failure to provide a resume will be grounds for removing the nominee from the ballot.
  - b. To be eligible to serve, each nominee, State Director or Alternate shall be a bona fide resident of his Representative Area and a current APHA member in good standing (see Article II, Section 2.2). If residency is questioned, APHA may require documentation, said documentation to be determined by APHA in its sole discretion, to verify that the individual is actually residing within the Representative Area (see Article VI, Section 6.1. A.) in his/her permanent residence. Exception: A person who has been disqualified from their position of State Director/Alternate by non-attendance in the current term is considered ineligible for nomination in the next election but may still be appointed as a State Director by the President after the election.
  - c. There may be only one nominee State Director or alternate per membership. If more than one member of a joint membership wishes to be a nominee Director or Alternate each will be required to have individual memberships.
  - d. The Regional Association/Club recommendations and individual recommendations for State Directors must be forwarded to the national office and bear an email date or postmark date of no later than July 31 of

the election year. A current resume of each nominee must be provided. The resume may be attached with the Club recommendation or submitted by each nominee electronically through the APHA website (i.e. Formstack State Director Biography).

- e. The State Director Nominating Committee shall prepare a ballot for each Representative Area (see Article VI, Section 6.1. A.) taking into consideration nominations from individual recommendations, Regional Association/Club recommendations and recommendations from members of the Nominating Committee.
  - f. After September 15 of the election year, the State Directors Nominating Committee shall make available by mail, or publish online at APHA's website, the ballots of each Representative Area. Eligible members can vote for nominees of their Representative Area (see Article VI, Section 6.1 A.). Individuals may renew or join online by September 1st to be able to vote. Ballots must be returned according to APHA's election procedures as outlined above in this Section 6.1. B. Election of State Directors shall be by written or electronic ballot.
- F. Voting. The voting member may vote for the appropriate number of allocated Director(s) and Alternate(s) positions available for that Representative Area. The nominee(s) receiving the highest number(s) of votes will be designated State Director(s) after which the Alternate(s) will be designated according to the remaining number of votes in descending order for positions needed, if applicable.
- a. Each area with four (4) or less State Directors will be allowed one (1) alternate to serve for three (3) years. Areas with five (5) or more State Directors will be allowed a maximum of two (2) Alternates to serve for three (3) years. In the case of a tie in the election, the individuals receiving the same number of votes will be placed on an electronic runoff ballot and members from the Representative Area will vote again.
  - b. When there are fewer nominees on the ballot than needed for the State Director and/or Alternate position(s) in a Representative Area, the President may appoint the unfilled position(s) as an At-Large Director from any area, with the advice and consent of the Board of Directors.
  - c. Alternates will be appointed to advisory committees with full voting privileges therein but would only have State Director voting privileges in the absence of an elected State Director or an appointee to replace a Director vacancy from their Representative Area.
  - d. In the case of write-ins, the number of votes will be counted as if the name had been on the ballot and that person will be named Director/Alternate in the proper order. Write-in candidates must receive a minimum of five (5) votes and if that person receives the highest number of votes then that person shall be named the Director or Alternate whichever is applicable.
  - e. In case of any vacancy in the State Directors by death, resignation, or for any other reason the elected Alternate will automatically move into the vacant State Director's position to serve the remainder of the unexpired term. This action will be handled by the appropriate APHA staff member. If an Alternate Director is not available, the President shall appoint an APHA member as an At-Large State Director selecting member(s) first from the representative area, with the advice and consent of the Board of Directors, if available, otherwise selecting member(s) from any area to serve the remainder of the terms within 90 days of the vacancy. In addition to the State Directors so elected, all Past Presidents, the President and the President-Elect of the Association shall be and become Lifetime State Directors-At-Large with voting privileges provided his/her APHA membership remains current and in good standing (see Article II, Section 2.2). In addition to the State Directors so elected, each past and future Distinguished Service Award shall include a Lifetime State Directorship At Large with voting privileges, provided his/her APHA membership remains current and in

good standing (see Article II, Section 2.2). When an elected State Director/Alternate reaches a cumulative tenure of 25 years as a State Director, he/she automatically becomes a Lifetime Director-At-Large with voting privileges, provided his/her APHA membership remains current and in good standing (see Article II, Section 2.2). State Directors shall take office upon installation of officers, which shall occur during the next year's Annual State Directors meeting.

- f. All Lifetime voting rights remain in effect, but recipients will lose their voting rights if they miss two unexcused consecutive Annual Membership Meetings. In such instances, these Lifetime State Directors can regain their voting rights if they attend two consecutive Annual Membership Meetings in a row without voting rights.
- g. A State Director/Alternate must attend each meeting of the State Directors and answer roll call each time it is taken to assure a record of their attendance. Failing to do this, the Director/Alternate may be replaced at the discretion of the President.

**Section 6.2: Powers of the State Directors:** The State Director shall have the right and responsibility to advise the Board of Directors regarding any matter of importance to APHA by means of resolutions. The Board of Directors shall act on all resolutions adopted by the State Directors no later than the second Board of Directors meeting following the meeting of the body at which the resolution was adopted.

The Board of Directors shall take one of the following actions regarding a resolution adopted by the State Directors:

- A. Adopt the resolution as adopted by the State Directors.
- B. Overrule the resolution by a 2/3rds majority vote of the Board of Directors and must provide written justification for the override to the State Directors.
- C. Amend the resolution, as the Board of Directors deems appropriate, without altering the original intent of the resolution.
- D. Refer the resolution to one of its committees for recommendation.
- E. Return the resolution to the State Directors with comment and a request for further consideration by the State Directors.

The State Directors shall have, in addition, the following accountability and authority:

- A. Advising the Board of Directors on matters of programs, services, and policy via resolutions.
- B. Conducting a periodic review of the APHA Rule Book as well as making changes, as needed, to the Rule Book. The Board of Directors may override any rule change via a 2/3rds vote of the Board of Directors along with a written justification for the override.
- C. Electing members of the Board of Directors.
- D. Acting on any matter brought before it by a State Director or the Board of Directors.
- E. Originating and acting on resolutions.
- F. Developing, adopting, or amending its Policies and Procedures (the State Directors' Policies and Procedures) and other procedures for the conduct of State Directors business.

**Section 6.3: Presiding Officer:** The APHA President shall act as presiding officer of the State Directors and shall not have any voting rights in its proceedings.

**Section 6.4 Meetings:** Meetings of the State Directors shall be held within or outside of the State of Texas at such time and place as determined by the Board of Directors. The State Directors will meet at least once a year. Notice for the meeting shall be not less than thirty (30) days prior to the meeting. All members of APHA shall be notified of all State Directors' meetings by mail (electronic or U.S. post) or official publication.

**Section 6.5 Quorum:** If the State Directors' credentialed at a session of that body represent a majority of the total number of State Directors' credentialed, a quorum is established.

**Section 6.6 Resolutions:** Resolutions pertinent to the objectives of APHA or in relation to any report by an officer, committee, or task force of APHA shall be submitted to the Chief Executive Officer in writing at least 30 days in advance of the State Directors' meeting at which such resolutions are to be considered. Resolutions submitted within 30 days of such a meeting shall be considered only as provided in the body's Policies and Procedures. Any member or member organization of APHA may submit a resolution. State Directors may vote or abstain from voting on any matter before the body.

In the case of a member organization-sponsored resolution (e.g., a resolution from an Association), such resolution must be accompanied by a letter of endorsement from the sponsoring body. Upon approval by the State Directors and except for changes to the State Directors Policies and Procedures or amendments to the Bylaws, resolutions shall be forwarded immediately to the Board of Directors.

## **ARTICLE VII—APHA Regional Associations/Clubs**

**Section 7.1 Conformity with APHA Bylaws:** All charters shall be referred to as Regional Associations/ (Clubs) and shall be governed by the Bylaws of APHA.

**Section 7.2 Content of Constitutions, Bylaws and Rules:** Content of Constitutions, Bylaws and rules of each Regional Association/Club must conform to the specific state laws of Incorporation. APHA strongly recommends Regional Associations/Clubs be incorporated as non-profits with their state or provincial government and be consistent with the APHA Bylaws and rules by following standard procedures as set forth by the APHA. Regional Associations/Clubs must revise/amend their Bylaws as per the three-year review. Regional Associations/Clubs must be formed and maintained only for the purpose of advancing and promoting the Paint Horse through the ideals of the APHA including good horsemanship and good sportsmanship. Regional Association/Club Bylaws shall include but are not limited to the following:

- A. Name, location, purpose and corporate seal;
- B. Membership, annual membership meetings and quorum;
- C. Board of Directors and duties of the Board of Directors;
- D. Officers and duties of the Officers;
- E. Election of Directors and Officers;
- F. Amendments;
- G. Indemnification; and
- H. Dissolution.

**Section 7.3 Regional Association/Club Application:** Any group desiring to charter a Regional Association/Club should obtain an application for Regional Association/Club affiliation and an information packet from the staff of the APHA. Regional Associations/Clubs must have and maintain a minimum of twenty (20) members, ten (10) of whom are members in good standing of the APHA. In no case shall a Regional Association/Club be formed that infringes on or that might create an adverse effect on an existent Regional Association/Club.

- A. Applications for charters shall be reviewed by the APHA staff with recommendations for approval/denial being forwarded to the Board of Directors. Final approval/denial of charter applications rest solely with the Board of Directors.
- B. No Regional Association/Club shall receive final approval until thirty (30) days after the name and location of the proposed Regional Association/Club has been published.
- C. Regional Association/Club Bylaws or rules must set forth the following mandatory procedures which must be enforced. Failure to do so shall result in the withholding of future show approvals.
  - 1. Hold annual election of Officers and Directors, the results of which must be submitted to APHA by March 1st each year and to each Regional Association/Club member within thirty (30) days of the election.
    - a. Regional Association/Club Officers and their Board of Directors shall be required to carry a current APHA membership during the term of their office.
    - b. Allow only persons with current membership in the Regional Association/Club to vote in elections.

- c. Indicate date of regular scheduled annual membership meeting and set forth procedures for notification of members.
- d. Indicate date of regular scheduled annual membership meeting and set forth procedures for notification of members.
- e. Require the treasurer to present a financial report at all meetings and prepare an annual budget and/or year-to-date financial report to all members accounting for all funds generated by the Regional Association/Club and special interest groups
- f. Establish rules for year-end point tabulation for year-end awards prior to the point earning period which cannot be altered during or after that point earning period has been completed.
  - a) Allow point accumulation only after Regional Association/Club dues have been paid.

**Section 7.4: Annual Renewal:** Once a charter is granted to a Regional Association/Club, it is automatically renewed yearly provided the Regional Association/Club continues to meet specific requirements and demonstrates a minimal level of activity.

- A. Specific requirements and activity levels shall include but are not limited to the following:
- a) Maintain a membership of twenty (20) members, ten (10) of whom are members of the APHA;
  - b) Regional Association/Club Officers and their Board of Directors shall be required to carry a current APHA membership during the term of their office.
  - c) Submit a list of members electronically in the format specified by APHA, a copy of the Regional Association/Club Bylaws and the previous year's annual financial statement, which includes a listing of all income and expenditures, by March 1st of each year; and
  - d) Provide a minimum of two (2) Regional Association/Club approved or sponsored shows or trail rides, or APHA-approved horse or specialty shows, participate in a parade or an equine-related trade show booth, or host a Paint For A Day or other APHA-approved program activity per year. To inquire about what events are approved or to request event approval, contact the APHA staff.

**Section 7.5 Bylaws Reviews:** The APHA staff shall conduct three (3) year reviews of Regional Association/Clubs Bylaws, membership and activity levels to assure that the Bylaws and rules are current, requirements and activity levels of Regional Associations/Clubs are being met. Reviews will be completed on a rotational basis. One third (1/3) of the chartered clubs will be subject to document examination each year. Unresolved deficiencies arising from the review will be brought before the Board of Directors for action.

**Section 7.6 Revocation:** Failure to completely and timely respond to Article VII Section 7.4 governing APHA's club requirements for information/corrections will result in the APHA promptly sending a 30-day reminder notice and if necessary, an additional 30-day reminder notice to the club. Failure to respond to the APHA second notice for information or within 60 days of March 1 will result in the recommendation to the Board of Directors to revoke the Regional Association/Club charter.

**Section 7.7 Monies, Prizes, Awards, or Scholarships:** The guidelines for granting monies, prizes, awards, or scholarships shall be published annually in the APHA Rule Book.

## **ARTICLE VIII—Zone Coordinating Committees**

**Section 8.1 Sponsorship:** Each Zone Show must be coordinated and sponsored by a Zone Coordinating Committee consisting of representatives from each state and/or Regional Association/Club of the Zone that wish to participate from that zone. It is not mandatory for a state and/or Regional Club to participate.

**Section 8.2 Number of Shows Per Year:** Each Zone is eligible for one Zone Show per year.

**Section 8.3 Number of Judges:** Each Zone Show is limited to a maximum of six (6) judges on two or more consecutive days.

**Section 8.4 Creation of a Zone Coordinating Committee:** A Zone Coordinating Committee must be organized at a meeting consisting of an equal number of representatives from each state and/or Regional Association/Club that wishes to participate from that Zone. (Three per state or Regional Club suggested.) It is not mandatory for a state and/or Regional Association to participate.

**Section 8.5 Organizational Meeting:** Officers shall be elected at an organizational meeting. This meeting shall also address the number and manner of future representatives as well as handle other preliminary Zone Show business.

**Section 8.6 Guidelines:** Guidelines, as published annually in the APHA rule book must be followed for Zone Show approval.

**Section 8.7 Zone States, Countries and Provinces:** States, Countries and Provinces included in each zone are as follows:

- A. Zone 1—Alaska, British Columbia, Idaho, Montana, Oregon and Washington.
- B. Zone 2—Arizona, California, Hawaii, Nevada and Utah.
- C. Zone 3—Colorado, Kansas, Nebraska, North Dakota, South Dakota and Wyoming.
- D. Zone 4—New Mexico, Oklahoma and Texas.
- E. Zone 5—Illinois, Iowa, Minnesota, Missouri and Wisconsin.
- F. Zone 6—Alabama, Arkansas, Louisiana, Mississippi and Tennessee.
- G. Zone 7—Connecticut, Delaware, the District of Columbia, Maine, Maryland, Massachusetts, New Hampshire, New Jersey, New York, Pennsylvania, Rhode Island, Vermont, Virginia and West Virginia.
- H. Zone 8—Indiana, Kentucky, Michigan and Ohio.
- I. Zone 9—Caribbean Islands, Florida, Georgia, North Carolina and South Carolina.
- J. Zone 10—Alberta, Manitoba, North West Territories, Saskatchewan and Yukon.
- K. Zone 11—New Brunswick, Newfoundland, Nova Scotia, Ontario, Prince Edward Island and Quebec.
- L. Zone 12—Europe and Israel.
- M. Zone 13—Central and South America.
- N. Zone 14—All Other Countries.

## **ARTICLE IX—Special Interest Associations**

### **Section 9.1 Petitioning for the Creation of a Special Interest Association:**

Any group desiring to form a Special Interest Association (amateur, trail, youth, etc.) shall submit a letter stating the reason and necessity for their formation along with a set of Bylaws to their parent APHA Regional Association /Club for approval. Such Bylaws must be consistent with the APHA and the parent Regional Association/Club Bylaws.

**Section 9.2 Minimum Membership Size:** Special Interest Associations must have and maintain a minimum of ten (10) members, five (5) of whom are members in good standing of the APHA.

**Section 9.3 Membership Requirement:** All Special Interest Association members must be paid members of the parent Regional Association/Club.

**Section 9.4 Oversight:** The parent Regional Association/Club shall appoint an advisor(s) or a committee to oversee the activities of the Special Interest Association.

- A. All activities of the Special Interest Associations must be approved by the governing body of the parent Regional Association/Club.
- B. All subsequent Bylaws of the Special Interest Associations must be approved by the governing body of the parent Regional Association/Club.

## **ARTICLE X—Youth Special Interest Associations (AjPHA)**

### **Section 10.1 Petitioning for a Youth Special Interest Association:**

Any group desiring to charter an AjPHA Regional Association/Club must first make application to its APHA Regional Association/Club as to the reason and necessity of its formation. If members of the parent Regional Association/Club approve the formation, an advisor or committee shall be appointed by the parent Regional Association/Club to assist the Youth Association.

**Section 10.2 Required Materials to Accompany Petition:** The group desiring to form an AjPHA Regional Association/Club must submit their completed Bylaws and Constitution for approval to the sponsoring Regional Association/Club. The sponsoring Regional Association/Club is to send to the APHA staff the following:

- A. a copy of minutes of the sponsoring Regional Association's/Club's meeting reflecting a vote of approval of the formation of the Youth Association;
- B. the Junior Association's application, signed by the sponsoring Regional Association's/Club's President, the Youth Association's completed Bylaws and Constitution.

**Section 10.3 Application Review:** The APHA Youth Committee shall review the applications for AjPHA Regional Association/Club charter with recommendation for approval/denial being forwarded to the AjPHA Advisory Board.

**Section 10.4 Conditions for Recognition:** A Regional Junior Association is eligible to be recognized and considered in good standing by the AjPHA and its Advisory Board and given the designation "Regional Junior Association" (as approved by the AjPHA Advisory Board) when the following conditions are met:

- A. A minimum of ten AjPHA members.
- B. Youth Association members must be paid up in the state or area Regional Association/Club, either as a Youth or a Family membership.
- C. The age limit for Youth Association membership is eighteen (18) years as of January 1, as set forth in Paragraph YP-010. A. in the current APHA Rule Book.
- D. The Youth Association application, the Bylaws and Constitution shall coincide with the AjPHA Constitution
- E. An advisor or committee shall be appointed by the parent Regional Association/Club to assist the Junior Association.
- F. Each Regional Junior Association must send by January 1st of each year their current membership list, a current list of Officers and the name(s) of the current adult advisor(s), to the APHA.

## **ARTICLE XI—APHA Racing Affiliates, Racing Affiliate State/Provincial Associations**

APHA may designate one Association in each state/province, and when the state/province has an existing separate Racing Association, APHA may designate it to represent the state/province's racing interests, as an Affiliate Association(s) to receive for its Members and any local or Regional Association /Club affiliated with the state/provincial association, such benefits and assistance as APHA may, from time to time, determine, in return for the performance of duties and responsibilities to APHA as specified in the affiliation agreement of the parties. This affiliation is a privilege, not a vested right, granted or rejected at APHA's discretion on an annual basis according to procedures and requirements formulated with the advice and consent of the Board of Directors. The Racing Affiliate Association shall, in no manner, have authority, express or implied, to act for, or bind, APHA in any manner.

## **ARTICLE XII—International Associations**

**Section 12.1 Types of International Associations:** The American Paint Horse Association may from time to time, recognize two types of International associations, which have as their purpose the promotion of the American Paint Horse.

- A. International members who desire to promote the Paint Horse and be affiliated with the APHA as a Regional Association/Club, but that do not register horses in an approved stud book.
- B. International associations that do register and maintain a stud book registry and be affiliated with APHA and have its horses fall under the provisions of Rule RG-020. D. Guidelines for recognized International affiliation may be obtained from the APHA.

**Section 12.2 Applications:** Applications for International Regional Association/Club affiliate charter with the APHA must be submitted in the English language and follow the guidelines for recognized International affiliation.

- A. Members of all recognized International Regional Associations/Clubs approved for charter shall remain governed by American Paint Horse Association Bylaws, Rules and Regulations.
- B. Exceptions to these required guidelines may be granted by the Board as deemed in the best interest of the APHA.

**Section 12.3 Application for Recognized Affiliation:** An application with APHA by an International association that maintains a stud book, for the purpose of promoting registered American Paint Horses, shall include a copy of that Association's Bylaws, rule book and stud book (all in the English language). The APHA Board of Directors shall separately determine if the stud book will be accepted for consideration under Rule RG-020.D. (International Appendix Registry.)

## **ARTICLE XIII—Committees and Task Forces**

In addition to the committees specified within these Bylaws, the Board of Directors may create committees and task forces it deems necessary from time to time.

## **ARTICLE XIV—Nominating and Leadership Development Committee**

**Section 14.1 Composition:** The Nominating and Leadership Development Committee shall be composed of 9 voting members, with the Immediate Past-President serving as Committee Chair. The President and President-Elect shall serve as members of the committee with voting privileges. The 6 members at large will be elected by the State Directors in accordance with policies and procedures established by the Board of Directors from time to time.

- A. Nominating and Leadership Development Committee members cannot be Board of Director candidates.
- B. A minimum of four members from the previous year's Nominating and Leadership Development Committee shall remain on the Committee the following year.
- C. No member of the Committee may serve for more than three consecutive years.
- D. Every reasonable effort shall be made to ensure the composition of the Committee reflects a geographic balance.

**Section 14.2 Purpose:** The Nominating and Leadership Development Committee shall present nominations for positions on the Board of Directors (with the exception of Officers) and the Nominating and Leadership Development Committee. Whenever possible, the Committee shall present a slate consisting of more candidates than there are open positions. The Board of Directors with the advice of the Committee shall from time to time develop and publish selection criteria as well as procedures to ensure that the pool of candidates meet those criteria and reflect as much as possible the diversity of the membership.



## **ARTICLE XV—Finance/Audit Committee**

**Section 15.1 Composition and Purpose:** The primary responsibility of the Finance/Audit Committee is to present a budget to the Board of Directors that is consistent with the strategic plan. Other Finance/Audit Committee functions include:

- A. Reviewing monthly financial statements.
- B. Reviewing and approving/disapproving financial expenditures not included in the annual budget.
- C. Recommending financial policies and procedures.
- D. Developing and recommending to the Board of Directors financial accounting policies and reporting practices, and a system of internal financial controls.
- E. Reviewing the scope and general extent of the examination to be performed prior to each year's Audit.
- F. Reviewing the financial results, upon completion of the Audit, with the Chief Executive Officer and the independent accountants, prior to their release
- G. Reviewing proposed capital expenditures.
- H. Establishing/maintaining banking relationships.
- I. Establishing investment policy, overseeing investments and investment relationships.

The Finance/Audit Committee will be a Committee of the Board of Directors. The Committee will be composed of seven members including a Chair (to be non-board member). The President-Elect shall be a member of the Finance/Audit Committee. The President shall appoint at least six members (two of whom, shall be current members of the Board of Directors) to the Finance/Audit Committee including the Chair, each to serve a three-year term.

## **ARTICLE XVI—Miscellaneous**

**Section 16.1 Corporate Seal:** The Association may have a corporate seal in such form and design as the Board of Directors determines, which shall comply with state law.

**Section 16.2 Fiscal Year:** The Board of Directors shall, from time to time, establish the Association's fiscal year.

**Section 16.3 Parliamentary Procedure:** Robert's Rules of Order, Newly Revised, shall govern the proceedings of the Board of Directors, the State Directors, and all committees in all cases not otherwise provided for in applicable federal or state statute or rule, the Articles of Incorporation or Bylaws of the Association or its Policies or Procedures.

**Section 16.4 Contracts:** Subject to the other provisions of these Bylaws and as permitted by law, the Board of Directors may authorize the Chief Executive Officer to enter into any contract or execute or deliver any instrument in the name of and on behalf of the Association. This authority may be general or confined to specific interests.

**Section 16.5 Confidential Information:** Association members, Directors, officers, employees, and agents shall maintain in confidence and not use or disclose to others, except as permitted by law, these Bylaws, or written consent of the Association, confidential information of the Association.

**Section 16.6 Publications:** To fulfill objectives of the Association, the Board of Directors may authorize publication of periodicals.

**Section 16.7 Bonding:** The Association shall secure a fidelity bond or bonds aggregating not less than \$1,000,000 issued by a company or companies acceptable to the Board of Directors to secure the faithful performance of Association Directors, Officers, employees, and agents responsible for handling Association funds.

**Section 16.8 Insurance or Other Arrangement:** APHA shall have the power to purchase and maintain insurance or another arrangement on behalf of any person who is or was a Director, Officer, or employee of APHA, or who is or was not a Director, Officer, or employee of APHA, but is or was serving at the request of APHA as a Director, Officer, or employee or any other capacity in

another corporation, or a partnership, joint venture, trust, or other enterprise, against any liability asserted against such person and incurred by such person in such capacity, arising out of such person's status as such, whether or not such person is indemnified against such liability by the provisions of these Bylaws.

**Section 16.9 Exclusion of Certain Acts From Indemnification:**

Notwithstanding any other provision of these Bylaws, no Director, Officer, volunteer committee chair, committee member or employee of APHA shall be indemnified for any dishonest or fraudulent acts, willful violation of applicable law, or actions taken by such person when acting outside of the scope of such person's office, position, or authority with or granted by APHA or the Board of Directors.

**Section 16.10 Compensation/Reimbursement:**

No Association Board Director, State Director, committee member, or elected Officer shall receive any compensation for services in their capacity as a Board of Directors or State Director, committee member, or elected Officer. The Association shall develop policies relating to the reimbursement of expenses for Board of Directors and State Directors, committee members, and elected Officers reasonably incurred in attending meetings and performing special assignments of the Association.

**Section 16.11 Dissolution:**

In the event of dissolution, the Association shall make provision for all liabilities; dispose of assets; and distribute its remaining net assets to such entity or entities and in a manner as permitted by an entity exempt from taxation under Section 501 (c) (3) of the Internal Revenue Code of 1986, as amended, or any successor provision.

**Section 16.12 Inspection of Records:** The minutes of the proceedings of the Board of Directors and of the State Directors, the membership books, and books of account shall be open to inspection upon the written demand of any member at any reasonable time. Further, such documents shall be produced for inspection at any time when requested by the demand of 10 percent of the members at any meeting of the State Directors. Such inspection may be made by the member, agent, or attorney, and shall include the right to make extracts thereof. Demand of inspection, other than at a meeting of the members, shall be in writing to the President or the Chief Executive Officer of APHA and shall include an affidavit that such inspection is not desired and will not be used for a purpose which is in the interest of a business or object other than the business of APHA.

**Section 16.13: Authority During Transition:**

If, in the initial implementation of these Bylaws, it is not feasible to fill certain positions by the means prescribed in these Bylaws, the Board of Directors shall have the authority to make initial appointments for such positions. Thereafter, such positions shall be filled by the means prescribed by these Bylaws.

**ARTICLE XVII—Amendment of Bylaws**

**Section 17.1 Amending Bylaws:**

The Bylaws may be amended by an affirmative two-thirds (2/3) vote of the voting members of the Board of Directors. Prior to amending the Bylaws, the Board of Directors shall submit a resolution to the State Directors, containing the proposed amendment and the reasons for it. The State Directors shall consider the resolution and vote on the body's agreement or disagreement with the proposed amendment. The action of the State Directors, while not binding, shall be presented to the Board of Directors prior to the members of the Board of Directors voting on the amendment. Moreover, amendments may be proposed and passed by the State Directors and then submitted to the Board of Directors for its approval.

# General Rules

---

## **GR-000. General Rules and Regulations**

---

The following Rules and Regulations shall become effective January 1 of the calendar year and thereupon all Rules and Regulations and parts thereof heretofore in force are hereby repealed.

## **GR-005. Advisory Committees**

---

- A. All Advisory committees shall consist of not less than three APHA members and will be appointed for not less than one year. Every member of the Advisory committee shall be a member in good standing. All committee appointments shall be made by the President with the advice and consent of the Board of Directors.
- B. The Chairperson and Vice-Chairperson of each committee shall be appointed annually and a listing of all committee members shall be published as soon as possible after the annual meeting. The Chairperson shall only vote in the case of a tie.
- C. The Advisory Committees at present are:
  - Breed Development Advisory Committee
  - Competition Advisory Committee
  - International Advisory Committee
  - Judges Advisory Committee
  - Professional Horseman Advisory Committee
  - Racing Advisory Committee
  - Regional Engagement Advisory Committee
  - Rules Advisory Committee
- D. Special committees may be appointed by the President from time to time to attend to special business. These committees serve for the duration of the special problem or until replaced or until the committee is disbanded.

## **GR-010. Proposed Rule Changes**

---

- A. An APHA member, an advisory committee, the State Directors, the Board of Directors or the APHA staff may propose a Rule Book change. A Rule Book Change is any change to the By-Laws or an addition or deletion to any other rules contained in the Rule Book. All proposed Rule Book Changes must be submitted on the form designated for this purpose and available free of charge from APHA. Any registration Rule Book Change or amendment must “grandfather in” all horses bred during the calendar year immediately prior to the effective date of the new rule or amendment, pursuant to the registration rules in effect when the horses were bred. All blanks must be completed and a justification for the proposed change cited. Forms which are incomplete, lacking the justification, or failing to cite the specific change requested, will be returned to the originator.
  - 1. Whenever a Rule Book Change in the Rule Book is proposed, the rule with the reason and intent for the proposed change must be received in the APHA office no later than the date listed in the Deadlines and Tentative Meeting Schedule in the front of the APHA Official Rule book so that it may be received well in advance of the Annual Membership Meeting. Exception: If an APHA member, an advisory committee, the State Directors, the Board of Directors or the APHA staff feels a rule book change proposal, that was not received by APHA on or before the required deadline, has such significance to the Association and/or breed, a request for deadline extension can be made to the Board of Directors. Such request should contain the rule book change proposal and shall set out the rationale for such request. If the Board of Directors does not approve the request for deadline extension, the rule

book change proposal will not be sent forward and must be submitted the following year by the required deadline.

2. All proposed Rule Book Changes, after having been thoroughly researched and reviewed by Staff, Association Attorney, and Board of Directors, shall then be reviewed by the Rules Committee for completeness and placed in proper and legal wording. The Rules Committee cannot change the intent of the rule as it was received from its original source. A proposed Rule Book Change that contains possible legal or financial implications, or any consequences deemed not in the best interest of the Association, may be subject to action by the Board of Directors. All proposed Rule Book Changes will be published for Director and Membership Review. (A complete routing procedure and actions that may be taken concerning a proposed Rule Book Change may be obtained from the APHA or downloaded from [apha.com](http://apha.com))
3. The proposed Rule Book Change, legally and properly worded, will be presented for consideration on the agenda of the appropriate advisory committee at the Annual Membership Meeting, unless returned to the originator by the Rules Committee and/or tabled by the Board of Directors. Any additional comments based on input from staff, legal counsel, etc., will be included at that time.
4. A Rule Book Change cannot be voted on by the State Directors until it has passed in the proper advisory committee. The advisory committee will present the rules passed out of committee during reports given at the first State Directors meeting. The State Directors, after receiving input from the Membership, will then vote on the Rule Book Change at the next State Directors meeting (second meeting). If an Advisory Committee does NOT pass a Rule Book Change proposal, the change is stopped from further consideration at the Annual Membership Meeting the Rule Book Change was proposed. (See exception below).
5. Exception/Overriding an Advisory Committee Vote: A Rule Book Change proposal that was defeated or tabled in the proper advisory committee may be brought out of the advisory committee by presenting a petition signed by thirty-five (35) eligible directors to the APHA President.
  - a. This petition must be presented to the President at the same Annual Membership Meeting that the proposed Rule Book Change proposal was defeated or tabled in the Advisory Committee and before the Rule Book Changes are presented in the Committee Reports for amendments at the first meeting.
  - b. The petition, once determined to be in proper order, brings the defeated or tabled Rule Book Change proposal to the floor of the first State of Directors' meeting for debate. After hearing the Advisory Committee's reasoning for defeating or tabling the Rule Book Change, and listening to views from other directors, the Board will vote to support the Advisory Committee's vote, or to override their vote. If the Board overrides a Committee's vote, the Rule Book Change proposal will follow the same process/procedures as if the Advisory Committee had passed the Rule Book Change proposal. (See GR-010.A.4 above.)
  - c. A petition form is available from the APHA and must have a copy of the Rule Book Change proposal being petitioned out of Committee attached to it.
6. If a Rule Change Proposal passes in the Advisory Committee, or a Committee's vote is overridden by the Board as outlined in GR-010.A.5 above, the Committee Chair of the relative Advisory Committee will

then present the proposed Rule Book Change to the State Directors in the Committee Report. The proposed Rule Book Change is thus on the floor and subject to amendment by a member of the State Directors at the first meeting.

- a. Amendments must be significant improvements on the proposed change to avoid confusion, add clarity and/or to remedy potential confusion for the membership, judges and/or exhibitors. Amendments should be presented to the appropriate advisory committee during those committee meetings and before the first State Directors meeting and if considered to be a significant improvement, then sent to the rules committee per paragraphs (b) and (c) below.
  - b. The Rules Committee has been given authority by the Board of Directors to interpret any and all rules in the Official Rule Book, and to determine whether any change is a clarification, a rule change, and/or or a change of intent.
  - c. The proposed amendment to the Rule Book Change will be returned to the Rules Committee to determine whether there is any change of intent in the proposed amendment and for review of proper and/or legal wording. The Rules Committee cannot change the intent of the Rule Book Change proposal if amended nor can an amendment be allowed if it is deemed a change of intent.
  - d. The propriety of any amendment will be finally decided by the Presiding officer or Parliamentarian based upon the Rules Committee recommendation that it does not constitute a change of intent.
  - e. If the amendment is not a change of intent, it must be voted on at this time at the first State Directors meeting and as presented in the appropriate committee report. Only the amendment itself may be debated.
  - f. If the amendment is passed, the wording will be so modified and the rule forwarded for voting as rewritten at the second State Directors meeting. If the amendment fails, the proposed change will go forward for voting as originally written.
7. At the Association's Annual Membership Meeting or special meeting, the State Directors will approve or reject the recommended proposed Rule Book Change exactly as written (no further amendments). If the proposed Rule Book Change is approved, it will then become effective January 1 of the following calendar year, unless approved for early implementation under GR-010.8. If the proposed Rule Book Change fails to obtain approval, it can still be considered for a future Rule Book Change provided it is sent back to the Advisory Committee by following all of the above procedures. Defeated proposals will not be published in the report of the directors' voting.
  8. Early Implementation. If a proposed Rule Book Change (one that will be voted upon at the second State Directors meeting) is considered to be of such extraordinary importance by the advisory committee that it must be acted upon sooner than its normal effective date, an Early Implementation Request may be made to specify an early implementation date. Such an Early Implementation Request, if not submitted with the original rule change proposal, and with approval from the originator, must be presented to the Board of Directors prior to any regular or special meeting of the State Directors. If the Board of Directors, with input from APHA staff deem the Early Implementation Request to be in the best interest of the Association and/or breed such that it 1) concerns the safety, health or well-being of a horse and/or rider; 2) materially benefits the Association's programs or its

- financial stability; or 3) involves other compelling circumstances, the Early Implementation Request will be added to the original rule change proposal and be presented at the first State Directors meeting and continue through the normal rule change process. If the Early Implementation Request is denied, the rule change proposal will continue through the rule change process as it was originally written.
9. A new or amended rule or regulation may be considered for change, addition or repeal, two calendar years after the proposed rule takes effect, which limitation may be waived by the Board of Directors upon finding an extraordinary circumstance which 1) concerns the safety, health or well being of a horse and/or rider; 2) materially benefits the Association's programs or its financial stability; or 3) involves other compelling circumstances.

## **GR-020. Membership**

- A. Membership shall consist of three categories: Annual, Multi-Year and Life memberships. Membership shall not be limited to natural persons, but may include corporations and partnerships. Proper receipts and membership cards shall be issued upon payment of fees.
- B. The application for membership should indicate clearly the name in which the membership is to be recorded. Any registrations or transfers submitted utilizing the membership shall be recorded in the same exact name as that appearing on the membership, or a non-member fee will be charged. In no case shall the membership name exceed 30 characters (letters and spaces). Members shall be admitted to the Association on a application accompanied by the current membership fee. Membership may be terminated or rejected by the Board of Directors or State Directors for cause detrimental to the interests of the Association. By applying for membership, the applicant automatically agrees to be bound by and to abide by all rules, regulations and policies of the Association.
- C. Termination or application rejection proceedings shall be conducted under the Association's disciplinary procedure for notice, hearing and temporary suspension. The effect of termination or rejection may be denial of the privileges of the Association as set forth in the Association's disciplinary procedure.
- D. The name of a member may be changed in the membership records of the Association to reflect a change of name. Such a change shall be made upon submission of documentation (e.g. marriage license, court decree, etc.) reflecting a change of name by said member. If the member desires to have his/her name corrected on registration certificates, the member must submit the original certificate of registration(s). A current membership in the new name is required.(See fee schedule in front of Rule Book for corrected certificate fee)
- E. General privileges and responsibilities of members and non-members are as follows:
1. All members, while in good standing, shall have equal rights, interests and responsibilities with respect to the Association and its property; shall obey and be bound by all By-Laws, Rules and Regulations of the Association and decisions or actions of the State Directors or Board of Directors; shall have the right to vote in the APHA Director Election if a regular or life member as of February 1 the year the election is conducted; shall have the right to vote by personal attendance at membership meetings and shall have the right to hold office and committee assignments, except as otherwise limited.
  2. In regard to individuals who are non-members, but own American Paint Horses, file registration applications and other documents with the Association, or participate in Association-approved events, by such

actions and in regard to such transactions, do thereby agree to be bound by all By-Laws, Rules and Regulations of the Association and decisions and actions of the State Directors or Board of Directors.

3. All members and individuals who are non-members, but own American Paint Horses, file registration applications and other documents with the Association, or participate in Association-approved events, by such actions, and in regard to such transactions, do thereby agree that as a part of their relationship with the American Paint Horse Association, said members and non-members are obligated to submit to any and all APHA-approved Ranch Inspections, and to assist and cooperate fully with all APHA employees and/or designated representatives with regard to said inspection. Ranch Inspections shall include, but not be limited to, a visual inspection of all horses listed with the Association as being owned by the member or non-member. The Association is under no obligation to advise members or non-members of a pending Ranch Inspection. Every member, and non-member, shall cooperate fully with the APHA and its representatives in connection with any ranch inspection or related procedures. Refusal to cooperate, or delays in providing assistance, may be construed as a violation of this Rule and subjects the member, or non-member, to disciplinary action.

F. A membership fee is not refundable.

G. All exhibitors and owners must possess a current APHA/AjPHA membership in order to show in APHA-approved classes. See Rule SC-160.A., AM-015.A., and YP-005.A.5. regarding exhibitor and owner membership requirements.

## **Types of Membership**

H. ANNUAL MEMBERSHIP. An annual membership consists of a 12-month period beginning with the first day of the month of purchase (based on postmark, postal meters not acceptable), and expiring the last day of the subsequent 12th month. (Example: if membership is postmarked Feb. 20, it expires Jan. 31 of the following year.) An annual fee shall be paid for each (12-month) annual membership. Renewal notice to the members shall be sent to their last known address not less than thirty (30) days prior to the end of the 12th month. When an annual membership expires, the membership can be reinstated by simply paying the current year's annual fee.

1. Any member whose membership becomes delinquent can be reinstated by paying the current year's dues. There is no penalty for reinstatement.
2. Regular memberships may be paid in advance in three to five year increments based on the annual membership period. See fee schedule in front of Rule Book.
3. A regular (adult) membership includes a subscription to the *Paint Horse Journal*.

I. LIFE MEMBERSHIP. A fee is required for lifetime membership, but no annual fees are required. A life member is entitled to receive a life membership pin, certificate, and to register or transfer horses, or obtain any other APHA services at the member rate. See GR-020.I.I. regarding transfer of life membership.

1. A life membership is not transferable, but a life membership may be carried in the joint names of husband and wife. If so carried, the name on the membership may be changed by one-time amendment, and the successor of them (spouse's death or divorce) shall be entitled to exclusive life membership to correctly reflect the successor's status. Such request should be accompanied by filing with the Association a copy of judicial decree, written evidence of death, or written instrument of consent signed by the terminating spouse. Once

amended, the membership cannot be altered under the single name amendment procedure below. Furthermore, multi-generational (i.e. mother/daughter) life memberships are not allowed.

2. If the life membership is carried in a single person's name, the name of a later spouse may be added by one-time amendment. A life membership amended from the singular to the joint may be amended back to the original life member's name.
  3. A signature authorization must be on file for all legal entities purchasing a lifetime membership. An authorization form is available free of charge from APHA. There is a filing fee, see front of rule book under fee schedule.
    - a. The owner(s) as listed on the signature authorization may be disciplined, suspended, fined or expelled from the Association, along with the named legal entity, and one or all may be denied any and all privileges of the Association, if it shall have been established by satisfactory evidence that there has been a violation on the part of the entity, or official representative as designated by the signature authorization, for any By-Law, rule or regulation of the Association. See Rules GR-060, GR-066 and GR-070.
  4. If the transfer of a horse(s) is required in any amendment scenario mentioned in sections GR-020.I.1-3 above, said horse(s) must be transferred from original ID# to new lifetime membership ID# at a discounted rate of one-half the current transfer fee.
  5. Life memberships may be purchased on the installment plan upon payment of \$150 down, with payment period not to exceed 12 months. Any life membership for which payment has not been completed within the specified time frame shall forfeit all fees paid to date.
  6. The president shall receive a lifetime membership and shall receive all benefits of such membership.
- J. AjPHA MEMBERSHIP: The annual dues for members of the American Junior Paint Horse Association is found in the fee schedule at the front of the Rule Book. Junior membership is available to unmarried youths eighteen (18) years of age or younger. A birth date must be submitted to the APHA office at the time of application for membership. A birth certificate may be required to verify age if any question arises. AjPHA membership must be purchased under one individual's name.
1. To establish legal guardianship over a minor, the appropriate legal document must be submitted. Such document must be issued by the appropriate court with jurisdiction over the matter and must be a certified copy that has been recorded. To rescind this document or order, or change the legal guardian, a new order would be required.
  2. An AjPHA membership is based on a 12-month period beginning with the month of purchase and expiring the last day of the subsequent 12th month (Example: if membership is postmarked Feb. 20, it expires Jan. 31 of the following year) and includes a digital subscription to the Paint Horse Journal. Exception: youth memberships automatically expire on December 31 of the year in which the youth is 18 years of age as of January 1. AjPHA membership does not include voting privileges in the APHA except as pertains to Youth matters. An AjPHA member may register horses in his/her name at member rates for the full term of said membership.
  3. A 3-year AjPHA membership consists of a 36-month period beginning with the month of purchase (based on postmark, postal meters not acceptable), and expiring the last day of the subsequent 36th month. Exception: youth memberships automatically expire on December 31 of the year in which the youth is 18 years of age as of January 1. See fee schedule in front of rule book.



- K. **AjPHA j-TERM MEMBERSHIP** (through age 18). Allows youth 18 years of age or under as of January 1, the privilege of membership in the AjPHA. A j-Term membership (see fee schedule) begins with purchase and is valid through December 31 of the year in which the youth is 18 years of age as of January 1. A birth date must be submitted to the APHA office at the time of application for membership. A birth certificate may be required to verify age if any question arises. The AjPHA j-Term member (through age 18) will receive a memento, j-Term membership certificate and the AjPHA newsletter. j-Term members can apply the fee paid for the j-Term toward the adult lifetime membership fee at expiration of the j-Term membership. Such application must be completed within 12 months after the j-Term membership expires. See fee schedule, Rule YP-005 and YP-010.
- L. **MULTI-YEAR MEMBERSHIP**. A multi-year membership consists of a 36-month period beginning with the month of purchase and expiring the last day of the subsequent 36th month, or a 60-month period beginning with the month of purchase and expiring the last day of the subsequent 60th month. (See fee schedule at front of book for 3-year and 5-year fees.)

### **GR-030. Television and Media Rule**

- A. Attendance at an APHA-approved event, in whatever capacity, shall constitute authorization for APHA, its agents, designees, or assigns to photograph, video tape, televise, or record by other means (hereinafter referred to as “photographic material”) any person or animal on the premises of an APHA-approved event, and shall further constitute authorization for the use of such person’s name, voice and biography, or the name, pedigree and performance record of any animal on the premises (hereinafter referred to as “related information”) in conjunction with any photographic material.
- B. The photographic material and related information referred to above may be used in any manner that the APHA, in its sole discretion, determines would be beneficial to promoting the purposes and goals of the APHA; provided, however, that no photographic material or related information will be used in conjunction with the endorsement of any product unless prior written consent is obtained.
- C. Attendance at an APHA-approved event shall further constitute agreement to the terms and conditions outlined above, and shall constitute a waiver and release, without limitation, of any individual television, radio, motion picture, photographic or other similar rights, including right of privacy, any person or animal may have in or to such photographic material or related information when such information is obtained at an APHA-approved event by the APHA, its agents, designees, or assigns.
- D. An APHA member, including a member using APHA data for commercial purposes, has a duty to preserve and protect the pedigree registry/performance records and the property of APHA, including, but not limited to, APHA electronic data made available to members via the APHA Website or other prearranged consensual access thereto, and the duty to use such data only for the purposes which APHA has granted conditional license. Publication of such data shall carry the following designation: “This information was provided by the American Paint Horse Association from its Official Records.”

## GR-040. Responsibility

---

- A. The American Paint Horse Association will not assume the responsibility for civil disputes concerning financial issues, ownership, health, fertility, soundness, breeding, or any other civil matter.
- B. A person shall **not** refuse a reasonable request to assist the Association, its officers, committees or agents **with any association business or investigations**. A violation of this rule may be grounds for disciplinary action. In addition, persons who do not return registration certificates when requested, provide information when requested and/or cooperate with DNA testing, shall also be considered to be in violation of this rule and thereby subject to disciplinary action.
- C. In the furtherance of their official duties, all Association representatives shall be treated with courtesy, cooperation and respect and no person shall direct abusive or threatening conduct toward them.
- D. All information furnished to the Association as a basis for any action by the Association or any of its officers shall be true and correct. This includes, but is not limited to, registration applications, application for show or race approval, and all information with regard to Association investigation of third parties.
- E. Accuracy of records furnished by the Association, either as hard copy or on-line service, is warranted by the APHA only to the extent of using its best efforts in the compilation thereof and then solely for the benefit of the member or party purchasing the record. Reimbursement of the expense of the record on a showing of material inaccuracy is the sole remedy available to anyone receiving inaccurate information from the Association. Consequential damages are expressly excluded. No warranties, express or implied, arise from records issuance, other than as stated therein, as the purchaser receives this record on an "as is" basis. For absolute accuracy, independent verification must be obtained from the current owner or his predecessor in title to the subject horse.
- F. In all proceedings concerned with or affecting the registrations and records of the Association and in all disciplinary actions, the burden of resolving any doubt as to the true parentage or identification of an animal, or qualification for registration (either by color, type or bloodline) shall be upon the applicant, owner, lessee or other member(s) or non-member(s) involved. The determination, decision or action of the Board of Directors upon all such questions shall be final and binding upon all parties. As the owner has the burden of proof, by failure to present evidence concerning such questions to the Association or at a hearing scheduled to resolve the question, the owner shall be deemed to have waived his right to later present such evidence to a court of law, if he seeks judicial review of the Association's action.
- G. When an exhibitor, owner or trainer is found guilty of GR-066/ Unsportsmanlike Conduct, SC-075/Inhumane Treatment, SC-080/ Prohibited Procedures, and/or SC-085/Drugs & Medications, such person is subject to disciplinary action by the APHA, including but not limited to, fines, probation and/or suspension.
  - 1. Responsible Parties: All owners, trainers and exhibitors are accountable for the condition of any horse which they enter or allow to be entered, in any APHA-sponsored or approved event or event held in conjunction with an APHA-approved show, whether or not the event is approved by APHA. Responsible Parties are presumed to know all rules and regulations of the Association and are accountable for their horse's condition and care, including care administered by staff or caregivers. All responsible parties are subject to disciplinary action.

## **GR-045. Liability**

- A. The APHA, its officers, directors, members of committees, inspectors, employees, representatives, and agents will attempt to obtain true and complete information in connection with registration of Paint Horses, transfer of registration certificates, hearing, and all other matters relating to APHA activities. Except for proven intentional wrongdoing, neither the APHA nor its officers, directors, members of committees, inspectors, employees, representatives nor agents will be liable in any way, whether in damages or otherwise, for issuance of any pedigree certificate, for the transfer of any pedigree certificate, for the cancellation of any pedigree certificate, for the refusal to issue a pedigree certificate, for the issuance of any pedigree statements, for the refusal to transfer any pedigree certificate, for any disciplinary procedure brought against or penalties imposed on any member or any person or for any other activities engaged in, by or on behalf of the American Paint Horse Association.

## **GR-050. Release of Liability**

- A. The APHA and co-sponsoring organizations, if any, shall not be responsible for any personal injury, or for loss or damage to property, occurring at any APHA activity. Each owner, exhibitor, handler, or consignor shall indemnify and hold harmless the APHA, its officers, directors and employees from and against all claims, demands, causes of actions, and expenses of every kind, including attorney's fees, arising out of or related in any manner to the acts or omissions of an owner, exhibitor, handler, or consignor, or the actions of any animal under the care, custody, or control of the owner, exhibitor, handler or consignor. Presentation of signed entry or consignment forms shall be deemed acceptance of the conditions of this rule. In the event an entry or consignment form is not signed or presented, appearance on the grounds or at the sale ring of any APHA activity as an exhibitor, handler, owner, or consignor shall be deemed to be acceptance of the conditions of this rule.
- B. Disclaimer of Responsibility for Safety of Show or Event Participants:
1. Show/event management is responsible for the condition of show/event premises, including arena and exercise areas; the conduct and competence of show/event employees and other representatives; implementation of show activities and events; and all other aspects of an APHA-approved show/ event.
  2. APHA does not assume or accept duty or responsibility for safety at this show/event in regard to participants or any other third parties, or for the horses or other property thereof.
  3. As an express condition of the privilege to participate at an APHA-approved or sponsored show or event, each owner of an American Paint Horse, exhibitor, trainer, participants, assume the risks of participation, and release and discharge APHA, its officers, directors, representatives, and employees, from any and all liability, whenever or however arising, as to personal injury or property damage, occurring as a result of participation in a show/event conducted by the show/event or on the show/event grounds thereof.
  4. Without assuming the affirmative duty to monitor possible physical or mental handicaps of exhibitors, if condition of exhibitors' physical or mental disability comes to the attention of APHA, the individual may be denied participation privileges in APHA-approved events until such time as he or she provides APHA with sufficient information to conclusively establish physical or mental capability to participate, without posing a significant risk to the health or safety of the individual and/or the other exhibitors of the class in which he or she

desires to participate. At APHA's sole discretion, the individual may be authorized to use special equipment to enhance physical ability to safely exhibit in APHA-approved or sponsored shows/events. (See Rule SC-160.F)

### **GR-055. APHA Funds**

---

- A. Any and all fees or monies due the APHA are the property of the APHA upon collection and shall be turned over to the Association within thirty (30) days of collection. The officers of such club and/or individuals responsible for the collection and disbursement of such funds shall be personally liable and, in addition, subject to the rules pertaining to violations and disciplinary procedures.
- B. Any and all fees or monies due APHA must be paid in U.S. Funds only.

### **GR-060. Violations**

---

- A. Any member may be suspended and denied privileges of the Association, and any non-member may be denied the privileges of the Association by the Chief Executive Officer of the Association, for the failure to pay when due any obligation owing the Association. This includes but is not limited to the Paint Horse Journal, or to an approved show, or for giving a worthless check for entry fees, stall fees, office charges, stock charges or any other fees or charges including bank charges for returned checks connected with the exhibition of horses; or for failure to timely file with the Association required annual stallion breeding reports, genetic testing by DNA, stallion listing cards or any related fees. Fifteen (15) days before action by the Chief Executive Officer, written notice of the account due or delinquent stallion breeding report and the intention to suspend or withhold privileges of the Association shall be mailed to such member or non-member. Upon suspension by the Chief Executive Officer, the name of the member or non-member may be published as soon as practical after the date of suspension. Any suspension and denial of privileges of the Association under this section shall terminate upon full payment of the obligations due the Association or upon filing of the requisite stallion breeding report, enrollment form and/or filing, enrollment or late fees due. (GR-070 A.-P. of the disciplinary procedures shall apply.)
- B. To make a formal complaint concerning unsportsmanlike conduct or other rule violation, at an APHA-approved show, contest or event, such complaint must be in writing, signed by the complainant and contain the name of the alleged violator and the date, location and nature of the violation. The complaint must be received within sixty (60) days of the date the show, contest or event was held.
  - 1. If the complaint results in an Board of Directors hearing, APHA must provide the alleged violator with notice of any complaint(s) and copies of same.
- C. If it is determined by a court of law that any officer, director, member or appointed official of an approved APHA regional club has misappropriated funds of the club in any manner, that person may be suspended, fined, or denied all privileges of the association.
- D. When any person is guilty of the following: failure to pay when due any obligation owing to the Association; giving a worthless check or otherwise failing to pay for entry fees, stall fees, office charges connected with the exhibition of horses, such person, whether member or non-member, will be subject to disciplinary procedures insofar as practical.
- E. If a member or non-member fraudulently claims or advertises an APHA title, award or points prior to the title, award or points being officially awarded or recorded by APHA, or uses a title other than the official title of the award as specified by APHA rules, the registration certificate may be revoked permanently and the owner of record may be subject to disciplinary action.

- F. Every member and every non-member who violates in any manner the Constitution, By-Laws or Rules and Regulations of the Association; whose practices in the breeding of Paint Horses or in supplying information for the Association's records; or whose conduct has endangered or may endanger the good order, welfare or credit of the Association; or who is convicted in a court of law for cruelty to animals **or a crime involving moral turpitude** and upon submission of certified evidence of such conviction from any court, may be censured, suspended or, in the case of a member, expelled from membership in the Association and denied all privileges of the Association, including, without limitation of the generality of the foregoing, the privilege of registrations or change in ownership of Paint Horses on the records of the Association by the Board of Directors. **Any member charged or indicted in a court of law of an offense involving inhumane treatment or cruelty to animals may be temporarily suspended from the APHA pending the outcome of the charges.**
- G. Ownership of an issued registration certificate remains with the Association. Such registration certificate is issued in reliance upon the information provided on the written application submitted and attested by the owner at the time of foaling; and upon the express condition that the Association has the privilege to correct and/or cancel the certificate for cause under its rules and regulations. No person shall refuse an Association request for the return of a registration certificate, either before, after or pending hearing to determine registration participation privilege in Association-approved events. The Association may retain possession of a certificate pending resolution of the matter for which the return of the certificate was requested.
- H. An owner or lessee may be subject to disciplinary action if his/her horse and third party, i.e. trainer/exhibitor, is found guilty of a repeat offense.

### **GR-065. Fraudulent Practices**

---

- A. No person shall represent any animal owned or managed by him to be registered unless the same be registered in the official stud book.
- B. No person, firm or corporation shall issue, sell, exchange, give away or receive, or offer to do any thereof, any false or fraudulent certificate representing same to be a genuine official certificate issued by the Association.
- C. No person shall advertise, or enter in any Paint horse event or competition any animal registered or listed with the Association by a name other than that by which it is registered or listed.
- D. No change in or alteration of a certificate of registration or listing or identification required by the Association shall be made except by the Association or its official representative upon proper showing of the necessity for such change or alteration by reason of change in color or markings, mistake or the like; nor shall any person display or advertise or have in his possession any such certificate, including but not limited to the original certificate issued, a duplicate certificate issued, a photocopy, a scanned copy or image that has been changed or altered otherwise, other than by the Association or on its authority.
- E. No person shall alter in any way, change or attempt to hide or alter the natural markings of a horse, by surgery, dye or in any other manner. See also SC-080.A., regarding any alteration of a horse's natural conformation or appearance.
- F. No person shall represent as a registered American Paint Horse any horse other than the horse for which said certificate was issued.
- G. No person shall bribe, or attempt to bribe, an APHA representative, APHA-approved judge, or any other official of an APHA-approved event.
- H. Conduct prohibited as described in GR-066.

## **GR-066. Unsportsmanlike Conduct**

---

- A. Conduct by APHA members, non-members, exhibitors, trainers, owners, owner's representatives, spectators, and all other persons present on the show grounds or in show facilities, events where the APHA has approved or sponsored the event, the event is held in conjunction with an APHA-approved event or APHA has sponsored added money or awards, shall be orderly, responsible, sportsmanlike and humane in the treatment of horses, such as to promote the implementation of the show or event and promote fair competition.
1. Unsportsmanlike or irresponsible conduct or any other form of misconduct, that is illegal, indecent, profane, intimidating, threatening, harassing, or abusive is prohibited, as is the inhumane treatment of horses.
  2. Further, Show Management may immediately expel offenders from show grounds or show facilities in order to preserve the decorum of the show and shall file a written report with APHA concerning the transaction.

## **GR-067. Inhumane Manner of Treatment**

---

- A. No person on show grounds, including but not limited to, barns, stalls, parking areas and show arena, may treat a horse in an inhumane manner, which includes but is not limited to the following:
1. Placing an object in a horse's mouth so as to cause undue discomfort or distress;
  2. Tying a horse in a manner as to cause undue discomfort or distress in a stall, trailer or when longeing or riding;
  3. Letting blood from a horse;
  4. Use of inhumane training techniques or methods, poling or striking horse's legs with objects (i.e. tack poles, jump poles, etc.); Elevated logs must be round and elevated no more than 12" in a standard block or cup.
  5. Use of inhumane equipment, including, but not limited to, saw tooth bits, hock hobbles, tack collars, or tack hackamores;
  6. Any item or appliance that restricts the movement or circulation of the tail; or,
  7. Intentional inhumane treatment which results in bleeding.
- B. IMMEDIATE REPORT BY SHOW MANAGEMENT. Upon discovery by any show official of inhumane treatment, show management shall immediately report the matter to the Association.
- C. ACCEPTED STANDARD OF CONDUCT MEASUREMENT. The standard by which conduct or treatment will be measured is that which a reasonable person, informed and experienced in generally accepted equine training and exhibition procedures would determine to be cruel, abusive and inhumane. See Rules GR-066. A. 1., GR-070. A., GR-070. D., SC-075 and SC-160. N.
- D. OWNER, TRAINER, EXHIBITOR RESPONSIBILITY. The owner/trainer/exhibitor are each responsible for a horse's condition and treatment while on the show grounds including but not limited to, barns, stalls, parking area and show arena. The owner/trainer/exhibitor is responsible for the actions of any and all employees while under their employment with regard to inhumane treatment.

## **GR-068. Prohibited Procedures**

---

- A. See Rule SC-080. A.

## **GR-070. Disciplinary Procedure**

---

- A. Any member may be disciplined, suspended, fined or expelled from the Association, and any member or non-member may be denied any and all privileges of the Association, or any registration certificate may be canceled whenever it shall have been established by satisfactory evidence

that such member or non-member has violated any By-law, rule, or regulation of the Association. See Article VII and Rule SC-120.D.

- B. The Chief Executive Officer, his staff, and designees shall have sole authority to investigate possible or alleged violations of any by-law, rule, or regulation of the Association. Violations alleged or that can be verified by credible testing or complaints against any member may be initiated in any of the following manners:
  - 1. A written complaint, signed and dated. The individual filing the complaint must be prepared for full disclosure of the complaint to the party (parties) concerned in the complaint and must be prepared to appear at a hearing if deemed necessary.
  - 2. The Chief Executive Officer and/or the Board of Directors, upon learning of or acquiring information about a potential violation by any means, may institute a complaint/investigation against any member or non-member. Any member (person) involved in the complaint as a potential witness must appear (either in person or via teleconference) at a hearing if deemed necessary.
- C. When it is determined that there is sufficient cause for a hearing, the person charged with any alleged violation shall be given not less than twenty-one (21) days' notice of a time and place for hearing such allegations by the Board of Directors, at which time and place he shall have the opportunity, in person or by counsel, to be heard and to present evidence in his own behalf, and to hear and receive evidence offered against him.
  - 1. The Board of Directors shall have the authority to schedule a disciplinary hearing when he determines there is sufficient cause for a hearing. Additionally, a disciplinary hearing shall be held if it is requested by two members of the Board of Directors or by the President.
  - 2. Four members of the Board of Directors shall constitute a quorum for purposes of disciplinary hearing.
  - 3. Testimony may be taken at a hearing via telephone. Any person desiring to present testimony via telephone should notify all involved persons in writing, at least five (5) days prior to the scheduled hearing. This notice should contain the name, address and telephone number of each person who will testify via telephone. This provision is not intended to limit or preclude other appropriate procedures for offering testimony or evidence at hearings.
  - 4. No continuance shall be granted unless requested in writing at least seven (7) days prior to the hearing, and good cause is shown. A continuance shall be granted or denied at the sole discretion of the President.
  - 5. The decision and action of the Board of Directors shall be final and binding on all parties.
- D. In regard to any violation of APHA rules or By-laws, as a part of its disciplinary action, the Board of Directors may revoke participation privileges in all APHA-approved events for determined or indefinite period, assess a fine (see E. and F. below); and may deny access to presence on show grounds. Any member or non-member found in violation of unsportsmanlike conduct and/or inhumane manner or treatment will be denied access or presence at any APHA approved show or event during the suspension period.
- E. Pending final hearing by the Board of Directors or such other appropriate committee, the Chief Executive Officer may, by giving written notice of his action:
  - 1. Temporarily suspend such member, the effect of which shall be to deny him further Association privileges until the Board of Directors can hear the matter and take the appropriate disciplinary action; and

2. Temporarily suspend the registration of the horse in question, and upon Association request, the owner shall return the registration certificate to the Chief Executive Officer, pending final determination of its validity, the effect of which shall be to suspend participation privileges in Association-approved events.
  3. See also SC-085.L., regarding temporary show suspensions.
- F. On or after such time as any person has been denied participation privileges in APHA-approved events, but that his membership privileges are not effected, the following restrictions shall apply:
1. That person shall not be eligible to participate in any APHA-approved event or in events where APHA has sponsorship of added money or awards are given.
  2. That person shall not be eligible to hold approved judges credentials, or serve as an APHA officer, Board of Directors member or serve on the State Directors, or hold any other Association accreditation:
  3. Horses which are recorded in the name of such person or owned in whole or in part by such person, are not eligible to participate in any APHA-approved event:
  4. During the period of denial of Association privileges failure to comply with these restrictions and any other express conditions or restrictions of said disciplinary actions may constitute grounds for further disciplinary action.
- G. When a member is disciplined, suspended, expelled or fined, or a non-member is denied membership privileges, or when a member or non-member is temporarily suspended by the Chief Executive Officer, pending hearing, the name and address of such member or non-member may be published in the Paint Horse Journal and/or published utilizing electronic media.
- H. See SC-085.L. for additional provisions.
- I. PROBATION
1. Probation means that a person's conduct and actions with respect to all APHA activities are subject to strict review during the period of probation. A person who violates an APHA by-law, rule or regulation while on probation is subject to more severe disciplinary action than might otherwise be the case.
  2. Members on probation are not in good standing with the Association. They will retain membership, be able to participate in APHA-approved events and to conduct business with APHA. They cannot, however, serve as an officer or director of the APHA while on probation, be on the approved judges list, be affiliated with APHA's Professional Horsemen, or any other Association recognition programs, while on probation. When the Probation has ended the member may be readmitted to full participation.
- J. In the event any disciplinary action is taken against a member or non-member, publication of the action shall be made as soon as practical in the Paint Horse Journal and on the APHA website. Said publication shall include rule number violated for disciplinary action to have been assessed.
- K. From date any person has been suspended, expelled or denied further Association privileges, in addition to other provisions of this handbook or policy of the Association, the following restrictions shall apply until reinstatement:
1. That person shall not participate, and shall be ineligible to participate, in any APHA-approved show or event (includes denial of access and presence on the arena floor and/or coaching or instructing anyone from the arena stands or arena side). Nor shall such person be eligible to hold approved judge's credentials and may not serve as an officer, Board of Directors member or director of the APHA while on suspension, or hold any other Association accreditation.



2. That person or spouse shall not register or lease any horse with the Association, or transfer registered horses into his or her name or that of a spouse or minor child under the age of eighteen (18) living in the same household.
3. No checks, money orders, cash or credit cards of any kind will be accepted from the suspended individual, spouse or minor child under the age of eighteen (18) living in the same household, for Association transactions during the period of suspension. Exception: Any form of payment may be accepted for the purpose of paying fines or fees associated with removal from suspension or transferring horses out of the suspended party's ownership unless that party is on a collected funds status.
4. No horse shall be registered which is either sired by a stallion or out of a mare owned by such person or spouse where the breeding date is shown to be on or subsequent to the date of disciplinary action; provided, however, when a suspension arises out of the failure to pay any financial obligation owing to the Association, or the failure to file a stallion breeding report, the Board of Directors may approve the registration requests upon the payment of all money due and owing the Association or filing all the delinquent stallion breeding reports, together with any additional fee that may be required for such registrations. Additionally, the Board of Directors may permit the registration of horses resulting from breedings occurring during a period of suspension when it determines that a third party will be unjustly penalized if such registration is not permitted.
5. No horse which is registered in the name of such person or spouse is eligible to participate in any event approved or recognized by the Association, such as shows or races.
6. Signatures:
  - a. The Association shall not accept the signature of such person, nor such person's spouse, nor that of such person's children under the age of eighteen (18), living in the same household, on any breeder's certificates, or stallion breeding reports, evidencing breeding taking place on or after the date of suspension.
  - b. The signatures of the suspended person and that person's spouse will be honored on transfer reports for the purpose of allowing such disciplined person or spouse to transfer horses recorded in his or her ownership at the time of the disciplinary action.
7. Advertising:
  - a. No person on suspension, or any non-member who has been denied privileges, nor that person's spouse, may advertise in the Paint Horse Journal during the period of his suspension, nor may that person's name, logo or ranch name, nor that of his spouse, or such persons' children under the age of eighteen (18) living in the same household, appear in any advertisements or print media, regardless of person placing the advertisement, in the Paint Horse Journal during the period of suspension.
  - b. If publication deadlines or other factors make it impractical to stop advertising that is in violation of Rule GR-070.K.7.a. this advertising will be terminated as soon as possible.
8. If the disciplinary action taken against a member, or non-member, includes denial of access or presence on show grounds, the member, or non-member, shall refrain from entry or presence on show grounds during any APHA-approved show during the term of suspension.
- L. During the period of expulsion, suspension or denial of Association privileges, failure to comply with these restrictions and any other express conditions or restrictions of said disciplinary action may constitute grounds for further disciplinary action.

- M. Breeding and/or show leases filed with the APHA office, prior to date of suspension, covering horses owned by the suspended member shall be valid, and the signature of the lessee shall be accepted during the time of such lease but for no renewal thereof. Suspended members may not record breeding and/or show leases into or out of their ownership while membership privileges are denied.
- N. The provision of the disciplinary rules which pertains to notice and hearing procedure shall also apply to hearings regarding registration issues and other non-disciplinary matters.
- O. The Association has adopted the following provision for the mutual benefit of members and with the intention of reducing the Association's litigation expenses, which expenses would ultimately be borne by members and non-members participating in Association activities. Every member, by joining the Association, or non-member, by purchasing American Paint Horses, filing a registration application or other documents with the Association, or participating in Association-approved events, does thereby agree as follows:
  - 1. If unsuccessful in an attempt to overturn Association decisions, actions, rules or regulations, to reimburse the Association for its reasonable attorney's fees, court costs and other expenses in defense of such suit; and,
  - 2. That he will not commence any action, whether in law or equity, against the Association in any courts other than those federal and state courts located in Tarrant County, Texas.

### **General Notice Procedure:**

---

- P. Notice required by these rules and regulations may be served by delivering a copy of the notice to the person to be served, or his attorney, either in person or by mail, postage prepaid, to his last known address as it appears on the Association's records, and upon mailing, such notice shall be deemed received by such person when it is deposited in the United States mail.

### **GR-071. Facsimile Transmissions (FAX)**

---

- A. APHA's staff is authorized, but not required, to accept a facsimile transmission "fax" of an original document, when in the opinion of the staff representative, the sender is (1) the authorized party executing the document, or (2) a party having substantial interest in the subject horse, has obtained the original document from the authorized person, and so verifies the genuineness of the document in the sender's possession to the satisfaction of the staff representative.

# Registration

---

## **RG-000. Rules and Regulations of Registration**

---

The following Rules and Regulations shall become effective January 1, of the current year, and thereupon all Rules and Regulations and parts thereof, heretofore in force, are hereby repealed.

**SPECIAL NOTICE: APPLICANTS ARE RESPONSIBLE FOR KNOWLEDGE OF ALL REGISTRATION RULES AND REGULATIONS**

## **RG-010. The Stud Book**

---

- A. On June 3, 1965, the American Paint Stock Horse Association and the American Paint Quarter Horse Association consolidated to form the AMERICAN PAINT HORSE ASSOCIATION.
- B. All animals registered in the APSHA & APQHA registry shall retain their respective names and numbers as shown therein and shall be henceforth recognized in the official APHA Stud Book.
- C. The Stud Book shall consist of the following registries, with each Registry having its own qualifications, eligibility and restrictions: Regular Registry, Solid Paint-Bred Registry/Breeding Stock, Breeding Stock Registry, Identification Status Registry, Historical Appendix Registry, and International Appendix Registry.

## **RG-015. Bloodline Requirement**

---

- A. As of January 1, 1980, all horses for which applications of registration are submitted must have both sire and dam registered in the APHA, APQHA, APSHA, the American Quarter Horse Association, the Jockey Club or any international Thoroughbred Registry recognized by the Jockey Club.
- B. AQHA Appendix and AQHA numbered stallions and mares shall have the same status for registration of Paint foals.

## **RG-020. The Registries**

---

### **A. REGULAR REGISTRY.**

1. All horses registered in the Regular Registry will be identified by a permanent registration number. The Regular Registry shall include:
  - a. All Paint stallions, mares and geldings which meet the requirements of rule RG-015 and the requirement of RG-070.A-G.
  - b. Any foal who does not otherwise meet the color requirements of RG-070.A-G and results from an APHA-registered sire to an APHA-registered dam, at least one of which is Regular Registry, with the foal having at least three generations of Paint bloodlines on one side beginning with the foal's parents, will be registered in the Regular Registry with a pattern type listed as solid.
  - c. All horses resulting from the breeding of two Quarter Horses or a Quarter Horse and a Thoroughbred or two Thoroughbreds having met the requirements of RG-070.A-G. must be parentage verified using DNA genetic testing, and must provide DNA Coat Color Testing results (through an APHA approved laboratory) to be noted in the remarks section of the registration papers, prior to registration in the Regular Registry.
1. If the horse being registered is a descendant of the AQHA stallion, Impressive, HYPP testing may be required prior to registration. Exception: If the parent that is a descendant of Impressive has been genetically tested (HYPP N/N), to prove that he/she does not carry the condition, testing will not be required. Any horse testing homozygous positive for HYPP (H/H) will not be eligible for registration with APHA.

## **B. SOLID PAINT-BRED REGISTRY.**

1. The Solid Paint-Bred Registry is provided to record the pedigree of all stallions and mares and geldings not meeting the requirements (RG-070.A-G.) of the Regular Registry. The following horses will be listed in the regular Stud Book of the Association as Solid Paint-Bred Horses.
  - a. Resultant solid color foals from two registered Paint Horses that do not have at least one parent with at least three generations of Paint bloodlines on one side, or those solid foals who are the product of Solid Paint-Bred to Solid Paint-Bred breedings and do not otherwise qualify for the Regular Registry.
  - b. Resultant solid color foals from a Paint Horse registered in the American Paint Horse Association and a Quarter Horse registered in the American Quarter Horse Association or a Thoroughbred registered in the Jockey Club or any international Thoroughbred Registry recognized by the Jockey Club.
  - c. All horses registered prior to January 1, 2006 resulting from the breeding of two Quarter Horses or a Quarter Horse and a Thoroughbred or two Thoroughbreds that are ineligible for registration with their respective breed registry will remain classified as Breeding Stock/Identification Status.

## **C. IDENTIFICATION STATUS.**

1. Solid colored geldings previously registered as stallions in the Breeding Stock registry (that do not have at least one Paint parent) will be accepted for identification status upon the surrender of the Breeding Stock certificate of registration and written notice of date of castration.
2. Horses registered in the Solid Paint-Bred/Breeding Stock Registry will compete with Regular Registry horses and have the same privileges as horses registered in the Regular Registry. See Rules SC-165. and RA-000.D. for restrictions

## **D. INTERNATIONAL APPENDIX REGISTRY.**

Appendix registration indicates an intent to use a stallion or mare in a breeding program designed to produce offspring eligible for registration with full APHA privileges. Registration of a gelding in the appendix registry would be for performance purposes only.

1. Horses registered with an APHA-recognized international studbook registry may be eligible for registration in APHA's International Appendix Registry. Recognized international studbook registries (IR) are those that operate their own studbook, have bloodlines and breed restrictions consistent with those adopted by the American Paint Horse Association, and maintain accurate and appropriate documentation and records. Recognition is at the discretion of APHA. See Rule RG-070 for color requirements.
  - a. A horse is not eligible for registration if it has a parrot mouth, has a mono or cryptorchid condition or demonstrates the traits of another breed (i.e. Appaloosa, draft, dwarf, gaited, etc.)
2. Application for international appendix registration of horses domiciled in an international country that has an IR must be accompanied by a copy of the registration certificate issued through the IR in the country in which the horse resides. APHA must also be provided with all required proof of breeding, pedigree, photographs and identification.
3. Application for registration of stock-type horses that are domiciled in an international country that does not have a recognized studbook registry, may apply for registration directly into the International Appendix Registry. The horse must have at least one APHA registered

parent (Regular Registry or Solid Paint-Bred/Breeding Stock). The APHA-registered sire or dam must be verified through approved APHA DNA genetic testing. Exception: Horses that are domiciled in the U.S., Canada, Mexico or Europe (Zone 12) are not eligible.

4. **CHANGES IN OWNERSHIP.** If the ownership of an International Appendix registered horse changes, a properly completed and signed transfer form must be submitted along with the original APHA certificate and the appropriate fee (see fee schedule at the front of the rulebook). If the horse is also registered with an International Registry, a copy of IR certificate showing that the change of ownership has been made in the IR office must also be submitted prior to completion of the ownership change in APHA offices.
5. International Appendix registration indicates an intent to use a stallion or mare in a breeding program designed to produce offspring eligible for registration with full APHA privileges. Registration also allows International Appendix horses to exhibit in APHA-approved shows or events in Zones 13 (except Mexico) and 14.

### **RG-023. Horses Not Eligible for Registration**

---

- A. Deceased horses.
- B. Horses showing the characteristics or distinguishing qualities of any other breed are subject to removal from or rejection of registration, or denial/removal of listing or enrollment in this Association.
- C. Horses produced by any cloning process are not eligible for registration. Cloning is defined as any method by which the genetic material of an unfertilized egg or an embryo is removed, replaced by genetic material taken from another organism, added to genetic material from another organism or otherwise modified by any means in order to produce a live foal.

### **RG-025. Fees- U.S. Funds Only**

---

- A. All fees are based on date postmarked (postal meters not accepted).
- B. Registration rates for APHA members, in addition to miscellaneous fees for processing various requests, are listed in the front of this rule book.

**\*\*** A membership fee may be paid when transactions are submitted. If not, a non-member fee will be assessed.

#### **C. PROCESSING FEE**

1. When application for registration is received, researched and/or processed by the Registration Department and then a request is received to cancel and refund or credit the registration fee, an office processing charge will be withheld from the requested refund (see fee schedule). **NOTE: THE OFFICE PROCESSING FEE FOR EACH REGISTRATION FEE IS NON-REFUNDABLE** (See Fee Schedule at the front of the Rule Book).
2. A processing fee will be charged on all other registration work that is not processed to completion.

#### **D. RUSH FEES**

1. Rush work will be determined as any registration papers or work processed in less than four weeks, (20 working days) from the date they are received by the Association office. A rush fee for each registration application or work, in addition to the regular fees, must accompany the application or work. A rush fee is **not refundable** in the event that a registration certificate or work requested is not issued due to circumstances beyond the control of the Association. Requests for rush service must be clearly identified on the outside of the envelope as "RUSH" and contact/ mailing information, including daytime telephone number, must be included with the request.

2. All fees on rush work must be paid by certified check, money order or credit card. Processing time for rush registrations is a minimum of ten (10) working days; for rush transfers a minimum of five (5) working days; and for miscellaneous work (i.e., duplicate certificates, color changes, status changes, etc.) a minimum of ten (10) working days based on date received by the APHA office.

**E. COMPUTER FLAGGING FEE**

APHA may charge a fee for requests to place notes, comments, etc., in the APHA computer regarding a particular horse or file. (See fee schedule at front of the rule book.)

---

**RG-030. Membership**

- A. The recorded owner of the dam at time of foaling (OTF), when applying for the registration of a horse, must have a membership in the exact same name, partnership name or corporate name (accompanied by the signature of the authorized agent) as it is to appear on the application(s) for registration, or a non-member fee will be charged. Membership name may not exceed 30 characters (letters and spaces). EXCEPTION: If the horse is to be registered to any other name than the owner of the dam at time of foaling (OTF), the signed application must be accompanied by a signed transfer report and transfer fee and the buyer listed on the transfer report must be a member or a non-member fee will be charged (see Rule RG-135.).
  1. If a registered horse's ownership is to be transferred, the new owner (buyer) must have a current membership in the same exact name, or a non-member fee will be charged.

---

**RG-035. Signature Authorization**

- A. When an animal is owned by a company, ranch, farm, club, corporation, university or school, or partnership (of related or unrelated persons), this Association must have an authorization form on file to indicate who may sign documents for that entity. Written authorization is also required when an individual owner appoints another individual to sign in his or her behalf. (Authorization forms are available upon request from the APHA office.) (See fee schedule in front of the Rule Book for filing fee.)
- B. When a horse is placed in a minor's name, the minor's signature will be required on all transactions related to the horse. The signature of a parent or legal guardian will not be accepted by the Association unless a signature authorization, power of attorney or other appropriate legal document is on file with the APHA. Such documentation should include the birth certificate showing the minor's birthdate and a statement or legal document from the parent or legal guardian attesting that he/she may also be signing on behalf of the minor.
  1. To establish legal guardianship over a minor, the appropriate legal document must be submitted. Such document must be issued by the appropriate court with jurisdiction over the matter and must be a certified copy that has been recorded. To rescind this document or order, or change the legal guardian, a new order would be required. See Rule GR-020.L.1
- C. **Syndications.** When a horse is placed in a syndicate name, a signature authorization must also be placed on file showing all partners, owners or shareholders of the syndicate, including name, address and signature. These may be attached to the signature authorization form available from the APHA office. By signing the attachment to the form, all syndicate partners agree to the listed individual/entity specified as syndicate

manager. Said syndicate manager may authorize other individuals to sign all or some of the documents listed. If the syndicate manager changes APHA must promptly be notified. All the syndicate partners must sign a new signature authorization indicating the new syndicate manager. Upon receipt of the new form, all prior authorizations will end as of the receipt date of the new form in the APHA office; however, signatures of prior authorized individuals will still be valid for the period of time they were authorized, regardless of the receipt date of the signed document.

- D. When the recorded owner of an animal is deceased, the Association or representative must have legal documentation on file appointing the agent or representative for the estate (Letters of Testamentary, Letters of Administration, etc.) and bearing the original certificate or seal of the clerk of the probate court. In the event there was no formal probate of the estate, an Affidavit of Heirship must be completed by the heirs and notarized. (Affidavit of Heirship forms are available at the APHA office upon request at no charge.)
- E. Authorization of agent may be canceled by written notification signed by record owner or recorded lessee. Such termination of authorization will take effect on date received by Association office.
- F. When an authorization is granted by a lessee, that authorization will remain in effect until the date that the cancellation of the authorization or termination of lease is received in the Association office.
- G. Affidavits of Heirship. In the event there is no formal probate of a person's will or estate, this form is available from the APHA upon request at no charge. It must be signed in the presence of a Notary Public by all heirs and submitted with a certified copy of the death certificate and will. If an owner of record dies intestate, then an Affidavit of Heirship will be accepted if it is signed by all of the deceased's statutory heirs and is accompanied by a copy of the statute identifying such statutory heirs. Affidavits of Heirship shall also specify which person, or persons, the heirs authorize to sign on behalf of the deceased owner.

#### **RG-040. Registration Review Committee**

- A. The Registration Review Committee shall consist of three or more persons appointed by the Chief Executive Officer. This committee shall be responsible for considering registration applications or questions referred to it by the Registration Department.

#### **RG-045. Registration Decisions**

- A. In all proceedings concerned with or affecting the registration and records of the Association, and in all disciplinary actions, the burden of resolving any doubt as to the true parentage or identification of an animal shall be upon the applicant, owner, lessee or other member or members involved, and the determination, decision and action of the Board of Directors upon all such questions shall be final and binding upon all parties.
- B. In the case of any doubt regarding the true parentage or identification of an animal, the Association, in its sole discretion, shall determine what procedures or documents are necessary to clarify the parentage or identification of the animal in question.
- C. In the case of any doubt regarding the true parentage or identification of an animal, presence of an Association observer at the time blood/DNA may be obtained is required, and taking into consideration the results of each test and such other information as may be available, the Board of Directors may authorize such corrections in the records as may be determined to be necessary or appropriate.

- D. In all cases where a horse has a Paint (APHA) registration number and a registration number with another breed, the Paint (APHA) registration number shall be used on all documents. See Rule RG-105.B. for AQHA and Thoroughbred stallion **enrollment** requirements. A breeder's certificate must be furnished. See RG-100. for details and exceptions.
- E. AQHA Appendix and AQHA numbered stallions and mares shall have the same status for registration of Paint foals. Applications for the registration of horses out of Thoroughbred, AQHA numbered and AQHA Appendix mares must be accompanied by a photostatic copy of the dam's registration certificate (both front and back) for verification of bloodlines and ownership. See Rule RG-055.A.3.

## **RG-050. General Procedures for Handling Registration Applications**

---

- A. MemberCare/registration staff will review material submitted for horse registrations. Material must include a completed and signed registration application/breeder's certificate, the required photos of the horse being registered plus any applicable close-up photographs, and payment for associated fees. Staff will either:
  - 1. Approve the application for registration, provided all requirements are met, or request additional information required for registration decisions.
  - 2. Refer the application to the Registration Review Committee for review/consideration.
- B. If the application is referred to the Registration Review Committee, the following action may be taken:
  - 1. Approve the application for registration.
  - 2. Request additional information and/or offer the opportunity of a field inspection (see Rule RG-080). Further action on the file will be delayed until the information is provided.
  - 3. Determine the horse is not eligible for registration; the member will receive communication about the ineligibility.
  - 4. Elect to register the horse in the Solid Paint-Bred Registry, if photographs/material provided do not adequately establish Regular Registry eligibility.
    - a. A status change is offered free of charge for the initial 12 months after the date of registration. Materials for the status change must be provided to APHA for consideration (see RG-075).
- C. The applicant can request an appeal to the Board of Directors, provided the file has first been presented to the Registration Review Committee.
- D. Staff will charge all applicable fees necessary for completion of work submitted to the association.
- E. Failure to provide required materials (including but not limited to photographs, payment and required DNA testing) may result in processing delays and file closure.

## **RG-055. General Registration Responsibilities and Requirements**

---

- A. REQUIREMENTS: To register a horse with the American Paint Horse Association, the recorded owner of the dam at the time of foaling shall submit a completed and signed registration application or breeder's certificate, the correct registration fees and the required photographs (see Rule RG-065.). If an application is submitted and the required photographs and fees do not accompany the application, the application may not be processed until complete material has been submitted. Fees charged are based upon the postmark date when materials are provided in full.



1. The application shall be complete in all respects including breeding details and signatures. The burden of proof in all matters is the responsibility of the applicant, and all correspondence for additional information will be initially directed to the applicant.
2. Each registration application must be completed and signed by the owner of the dam at the time of foaling, by the dam's lessee (if record of the lease is on file with the APHA), or by a person authorized to sign for the owner or lessee (if record of the authorization is on file with the APHA) in order for the foal to be eligible for registration.
3. The dam of the horse being registered must be enrolled for breeding with APHA, if she is a Quarter Horse or Thoroughbred; see RG-015 for bloodline requirements. A copy of the mare's registration papers, including pedigree and ownership, and the applicable enrollment fee must be provided before her first APHA foal can be registered.
  - a. Mares showing the characteristics or distinguishing qualities of any ineligible breed are subject to removal from or rejection of enrollment.
4. The sire of the foal being registered must be listed for breeding with APHA (see Rule RG-105) and an applicable stallion breeding report must be filed with the association (see Rule RG-110); applicable genetic testing requirements for the stallion must be fulfilled prior to registration (see Rule RG-110.E.). The registration application must be signed by the stallion owner at time of breeding (or applicable authorized signor) if the breeding is not designated as "released."

#### B. RESPONSIBILITIES

1. The recorded owner of the dam at time of foaling is responsible for the registration of the foal and will be listed on the registration application and the certificate of registration as the first owner of the foal.
  - a. A transfer of ownership report and applicable fees can be provided with the foal registration material. See RG-135 for details.
  - b. The recorded owner of the dam (or recorded lessee) must sign the registration application / breeder's certificate. The original owner (or recorded lessee)—or the new recorded owner, in cases involving a transfer of ownership—must have a valid membership at the time the application is submitted or a higher non-member fee will be charged.
2. The association will recognize the signature of any one of the joint owners of an animal if such owner is named on the dam's current registration certificate. For animals owned in partnership, any one partner's signature will be accepted, provided applicable paperwork is on file. The association will recognize the signature of a party's authorized agent, provided a signature authorization is on file with APHA listing that person. See Rule RG-035.

### **RG-060. Age Computation**

- A. The age of a horse is computed by the calendar year starting on January 1 of the year foaled. A horse is a weanling during the calendar year in which it is foaled; it is a yearling during the first calendar year following its foaling date, regardless of the time of year foaled.
- B. When according to the Association's records, a horse has lived twenty-five years past January 1 of its foaling year, and if there is no evidence of activity (showing, breeding, etc.) for a period of three (3) years, it will be presumed dead and its registration file will be automatically marked as dead. The horse is then ineligible for registration of its offspring foaled after that date or for participation in APHA approved events. If the horse has not actually died, and

its owner wishes to reinstate its registration certificate, the owner may contact the Association and provide satisfactory evidence that the horse is alive, which the owner will be required to do on an annual basis.

C. **Tooth Examination.** A horse is not eligible to participate in APHA-approved events if its age as determined by examination of its teeth does not correspond to the age shown on its registration certificate. Such determination by tooth examination to be made in accordance with the current Official Guide for Determining the Age of the Horse as adopted by the American Association of Equine Practitioners.

1. Every exhibitor, owner or trainer shall, on request by APHA, a show manager or racing steward, permit such examination to be made by a representative of the Association and/or a licensed veterinarian. Refusal to comply with such request shall constitute grounds for immediate disqualification of the animal from the APHA event in progress and all other APHA-approved events shall constitute grounds for suspension of Association membership.
2. Should such examination show the animal's age does not correspond to the foaling date shown on its registration certificate, such examination shall constitute sufficient evidence that the animal's age shown on its registration certificate is erroneous. The animal automatically shall be suspended from participating in the APHA event in progress and any future events eligible for approval by the Association, pending a hearing before the Board of Directors.
3. The exhibitor, owner or trainer shall, on request by APHA, a show manager or racing steward, deliver the animal's registration certificate to the requesting party, who shall immediately forward the certificate and affidavits from the person or persons making such examination and findings to the Chief Executive Officer of the Association.
4. At a time and place designated by the Board of Directors, a hearing will be held at which time the animal's recorded owner and/or breeder shall provide evidence to substantiate the foaling date shown on the registration certificate. In the absence of substantial evidence to the contrary, the Board of Directors of the Association may cancel the animal's registration and take appropriate action against the person or persons involved.
5. If the pedigree is substantiated, but the age discrepancy remains unresolved, the Board of Directors may direct an appropriate notation be made on the certificate to allow the horse to be used for breeding purposes, but prohibiting its participation in approved events.

## **RG-065. Photograph Requirements**

---

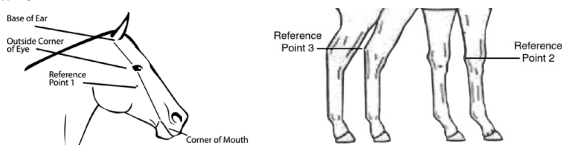
- A. All applications for registration must be accompanied (see Rule RG-055.C.) by four clear photographs, one showing each side of the horse, one showing the front view of the horse, and one showing the rear view of the horse. Pictures will be kept permanently on file. Good, clear color pictures are preferred. Do not trim photos. Maximum size of photos preferred is not to exceed 4 x 6 inches.
- B. If the "natural Paint marking" that is believed to qualify the animal for the Regular Registry is of minimal size or is not clearly visible in the four basic photographs, additional pictures must be submitted.
  1. The additional pictures should be of good quality (clear and in focus).
  2. Care should be taken that the photographs clearly show all white markings, that the area to be photographed is clean, and that the potential qualifying area is clearly visible. It may be necessary to clip any excess long hair from the area. Do not shave the area.

3. The additional photographs submitted should include the following:
  - a. One photograph, taken as close to the potential qualifying area as possible, but to include the entire potential qualifying area.
  - b. One photograph with the ruler held beside the potential qualifying area for size comparison. Be certain the size calibrations are clearly visible and the ruler is held in such a manner that it does not block the view of the potential qualifying area. The photograph is to be taken so the potential qualifying area and the ruler are clearly visible. The outside perimeter of the potential qualifying area should be clearly definable.
  - c. The last photograph taken should clearly show the unpigmented skin under the potential qualifying area. It may be necessary to clip part of the potential qualifying area with surgical blades or to shave the area so that the unpigmented skin is visible. If the hair coat on the potential qualifying area is short, wetting the area may aid in making the unpigmented skin visible. Under no circumstance should this photograph be taken first. Closely clipping or shaving the potential qualifying area will eliminate all definition of the area and make it impossible to procure the other required photographs.

### **RG-070. Color Requirements**

- A. A horse meeting bloodline requirements outlined in Rule RG-015. must have a definite “natural Paint marking” or meet the requirements set forth in RG-070.E. Exception: If the foal is the result of an APHA-registered sire and APHA-registered dam, with at least one parent being Regular Registry and with at least one parent having at least three generations of Paint bloodlines.
- B. For the purpose of this rule, the term “natural Paint marking” shall mean a predominant hair coat color with at least one contrasting area of solid white hair of the required size with some underlying unpigmented skin present on the horse at the time of its birth. This solid white area must be in the prescribed zone depicted in the illustration below.
- C. The “natural Paint marking” as described in B above must extend more than two-inches (2") and be in the prescribed zone depicted in the illustration below.

**Figure A**



- D. The “natural Paint markings” on a horse with both parents registered as described in Rule RG-015. may be anywhere on the horse’s body or legs as described below:
  1. Behind reference point 1. Reference point 1 runs from the base of the ear forward horizontally to the base of the other ear, from the base of the ear to the outside corner of the eye, continuing to the corner of the mouth, then from the corner of the mouth, under the chin, to the other corner of the mouth.
  2. Above Reference point 2. A level line around the leg at the center of the knee. (The center of the knee is determined by using the bony protrusions on the back of the knee as the starting point and drawing a level line horizontally around the knee).
  3. Above Reference point 3. A level line around the leg at the point of the hock. (This hock line is determined, starting at the point of the hock and drawing a line horizontally around the hock).

4. The “natural Paint marking” need not be visible from a standing position.
5. Non-qualifying areas include but are not limited to the following locations:
  - a. Eyeballs;
  - b. Lips of vulva;
  - c. Shaft of penis;
  - d. Inner sheath not visible without physical manipulation of the area.
- E. If a horse with one or two APHA-registered parents does not exhibit a natural Paint marking (as described in B-C above), or if eligibility can’t be determined based on photographs, Regular Registry status will be granted if the horse meets the following criteria:
  1. TWO PAINT PARENTS: Horse must possess at least one Paint trait (see G. below) and APHA approved genetic testing confirms that the horse carries at least one Paint pattern gene.
  2. ONE PAINT PARENT: Horse must possess at least two Paint traits (see G. below) and APHA approved genetic testing confirms that the horse carries at least one Paint pattern gene.
    - a. EXCEPTION—TOBIANO GENE. Horses that carry the Tobiano gene (confirmed through DNA genetic testing at an APHA-approved lab) must have at least one APHA registered parent and one Paint trait (see G. below).
    - b. EXCEPTION—MULTIPLE PATTERN GENES: Horses that carry multiple Paint pattern genes (two or more, confirmed through DNA genetic testing at an APHA-approved lab) must have at least one APHA registered parent and one Paint trait (see G. below).
- F. To be eligible for registration in the Regular Registry, a horse must possess one additional Paint Horse trait (see RG-070.G.) that need not be visible from a standing position if the “natural Paint marking”:
  1. Occurs in an extension of a high stocking beyond reference point 2 or reference point 3. The “natural Paint marking” must extend above the reference line by more than 2 inches (either horizontal or vertically), be one solid white area and have some underlying unpigmented skin.
  2. Occurs in an extension of a face marking beyond reference point 1 (either horizontally or vertically). The “natural Paint marking” must extend behind Reference point 1 by more than 2 inches, be one solid white area and have some underlying unpigmented skin.
- G. Additional Paint Horse traits for the purposes of this registration rule are listed below. These traits alone do not qualify a horse for the Regular Registry.
  1. White leg markings;
  2. Glass, blue or watch eye(s);
  3. Apron face or bald face, described as outside a line from the inside corner of the eye to the inside corner of the nostril;
  4. White on the jaw or lower lip;
  5. Blue zone around a “natural Paint marking”;
  6. Two-color mane or tail, one color being natural white;
  7. Dark spots or freckles in white hair on the face;
  8. White areas in the non-visible zone, excluding the head, completely surrounded by a contrasting color;
  9. A contrasting area of another color in the non-visible zone, including the head, on a predominantly white horse.
  10. Ink spots/paw prints and/or coronet spots
- H. Any horse registered in the Regular Registry which has marginal coat color which may not be easily observable or who has qualified under RG-070.E. shall have noted in the “remarks” section of their registration certificate the location of the qualifying area. If inspected, the date of inspection shall be noted.

## **RG-075. Status Change**

---

- A. If a horse is placed in the Solid Paint-Bred or Breeding Stock Registry and a potential qualifying area is later discovered which the owner feels may qualify the horse for the Regular Registry (see Rule RG-070.), or if the horse becomes eligible for the Regular Registry through other APHA rules, the following items must be submitted:
1. The Solid Paint-Bred or Breeding Stock registration certificate with "Registry Change" box marked or "Corrected Certificate form" filled out and included;
  2. Good, clear color pictures which clearly show the area which might qualify the horse for registration in the Regular Registry. Such pictures should include a certificate photo, a close-up of the potential qualifying area(s) which clearly shows the size of the areas(s) in question and which shows the extent of the underlying unpigmented skin.
    - a. Horses qualifying under RG-070.E. rules should provide photos showcasing the eligible Paint trait(s), along with either a copy of applicable test results from an APHA-approved lab, reference to such tests already on file with APHA or the DNA order form for pattern gene testing.
    - b. Horses qualifying under RG-020.A.1.b should include a statement referencing the use of RG-020.A.1.b. for the status change. Include a new side-view photo of the horse (left and right).
  3. The status change fee (see fee schedule at front of the rule book). If it is decided that the horse does not qualify for the Regular Registry, the status change fee (less an office processing fee) will be refunded. If accepted into the Regular Registry, a new certificate will be issued.
  4. A photograph suitable for use on the new registration certificate. Photo should be a direct side view (preferably the side with the Paint qualifying area visible). Maximum size of photos preferred is not to exceed 4 x 6 inches. Do not trim the photos.
  5. See Rule RG-050.C.

## **RG-080. Inspection Procedures**

---

- A. Whenever the Registration Review Committee finds it impossible to make a clear decision on a horse's registration eligibility according to quality, amount or appearance of the contrasting color and/or the underlying skin based on pictures, a visual inspection may be required before further action is taken on the registration application. In such instances, the owner of the horse in question must submit an inspection fee (see fee schedule at front of the rule book) and pay mileage and expenses of the designated inspector.
- B. The Board of Directors will designate persons to serve as inspectors.
- C. After conducting an inspection, the inspector shall fill out a complete report on the horse in question and submit that report to the Registration Review Committee for consideration.
- D. An inspector shall not discuss his report with any person other than APHA staff or representatives. Any inspector violating this rule may be subject to disciplinary action.

## **RG-085. Unnatural Markings**

---

- A. An unnatural marking will not be considered as a potential qualifying area for purposes of registering a horse with the American Paint Horse Association. An unnatural marking, for purposes of this rule, is any marking that was not present at the time of birth. Brands and tattoos are considered as additional identification and not considered as unnatural markings.

- B. A person shall not place an unnatural marking anywhere on a horse.
- C. Any unpigmented skin, or white hair that was not present on the horse at the time of its birth, shall not be used in consideration of registration eligibility and must be noted on the registration application.
- D. The Association may require a visual inspection and/or the taking of hair and skin samples prior to approving any horse for registration with the American Paint Horse Association. All costs incurred in connection with this testing shall be paid by the person applying for the registration, and the horse will not be registered until such costs are paid. APHA may require an appropriate deposit prior to inspection arrangements being made.
- E. Any time the Association has cause to believe that a horse registered with the American Paint Horse Association has, or may have, an unnatural marking, the Association may require a visual inspection of the horse, and may also require that hair and skin samples be taken from the horse. Hair and skin samples will be taken by a licensed veterinarian and be sent to an American Paint Horse Association-approved laboratory for analysis.
- F. A horse's registration certificate may be canceled any time an owner, trainer, or lessee refuses to make a horse available for a visual inspection by an American Paint Horse Association representative or for the taking of hair or skin samples by a licensed veterinarian selected by the APHA.
- G. A horse whose potential qualifying area is found to contain an unnatural marking will be rejected for registration in the Regular Registry, or if previously registered, its Regular Registry registration certificate will be canceled. Any person involved with placing an unnatural marking anywhere on a horse, or registering or attempting to register a horse with an unnatural marking will be subject to disciplinary action by the Association.
- H. The decision of the Board of Directors with respect to unnatural markings, and matters related thereto, are final and binding on all parties.

### **RG-090. Naming a Horse**

---

- A. Each horse offered for registration must be given a name acceptable to APHA, not to exceed twenty-one (21) letters, numbers, and spaces, which does not conflict with the name of any other APHA-registered horse.
- B. No special characters or punctuation marks, i.e. apostrophes, are permitted in a name.
- C. A name may be reserved for a period of one (1) year from the date the written request is received. A Name Reservation fee must accompany the written request. If the name is not used within the one year time period, the name will be released without notice, unless prior to the expiration of the reservation, the name is again reserved for another year period and the appropriate fee is again paid. See fee schedule in front of Rule Book.

### **RG-095. Name Change Regulation**

---

- A. The name of a horse that is registered may be changed, if requested, upon submission of the original certificate and payment of the appropriate fee (see fee schedule at front of the rule book); however, in no case will the name of a horse be changed if the following conditions exist:
  - 1. It has started on an APHA-recognized track; or,
  - 2. It has performed in an APHA-approved show or contest and,
    - a. it has earned one-half point or more;
  - 3. It has compiled a record in non-point earning programs recognized by APHA, such as, but not limited to, Paint Alternative Competition (PAC);
  - 4. It has registered offspring; or,
  - 5. It has appeared on any breeding documents submitted to APHA.

## **RG-100. Breeder and Breeder's Certificate**

- A. The Breeder. The breeder of a horse is the recorded owner or lessee of the dam at the time of breeding, per APHA records.
- B. Breeder's Certificate. A breeder's certificate or completed registration application signed by the recorded owner of the sire at time of service must be submitted. The dates on the breeder's certificate/registration application and the stallion breeding report must correspond, or the Director of Registration may require a corrected breeder's certificate and/or stallion breeding report, whichever is necessary.

Exceptions:

  - 1. If the application of registration is being made through APHA's online service, the breeding must be released by the stallion owner prior to applying for online registration. The release of breeding by the stallion owner can be done online or by submitting the signed breeder's certificate/registration application to APHA for release.
- C. Signatures. The signature of the sire owner/lessee at time of breeding and dam owner/lessee at time of foaling is required on the breeder's certificate/registration application. Authorized agents may sign applicable documents if such signature authorization is on file with the association regarding the applicable member, horse and/or document type (see RG-035). If under a breeding lease, the lessee's signature or that of their authorized agent, is required (see RG-140).
- D. No person shall make any alterations to information on breeders' certificates. A breeder's certificate on which information has been changed is not acceptable for registration.
- E. Stallion Breeding Report Flag. If the stallion owner has reason not to issue a signed breeder's certificate, or to release the breeding so that the resulting foal can be registered, he/she should contact the APHA office in writing with a letter of explanation as to why the breeder's certificate is being withheld. A specific reason, including but not limited to non-payment of the stallion breeding fee, must be cited.
  - 1. To release this hold, the stallion owner must submit a signed and notarized release or issue a notarized breeder's certificate directly to APHA.
  - 2. In the event the mare owner or foal applicant wishes to challenge the stallion owner's claims, they must pursue it through a court of law. Monetary judgments are not sufficient. If finding in favor of the mare owner and the stallion owner is required by the court to sign the breeder's certificate, the court must specifically so state in its final order; a certified copy of the court order must be submitted to APHA. The stallion owner's failure to comply with the order of the court may result in APHA proceeding with the registration based on the documentation provided after attempting to get the signed breeder's certificate.
- F. Breeder's Certificate Indemnity. If the stallion owner does not respond to requests for release of or to sign a breeder's certificate/registration application, a procedure called Breeder's Certificate Indemnity may apply. This process applies in situations where the stallion owner cannot be located or will not respond. However, if there is any type of a dispute between the sire/mare owner, it may not apply. If the stallion owner refuses to sign a breeder's certificate/registration application or advises that a dispute exists, then APHA may not proceed with the registration until a valid breeder's certificate is received. Note: Any disputes between the parties involved must be resolved upon mutual agreement or pursued in a court of law. Monetary judgments are not sufficient to register the foal unless the stallion owner is instructed by the court to sign the breeder's certificate and continues to not comply. A copy of

the court's judgment is required if applicable. To begin this process, remit the following items:

1. Copy of the breeding contract and copy of the cancelled check(s) showing payment of breeding fees and mare care.
  2. APHA Breeder's Certificate Indemnity agreement, completed and notarized.
  3. A signed registration application, fees and photographs, if not already submitted, must be sent to APHA.
  4. If one of the above-listed items cannot be provided, include a letter of explanation and any other documentation available.
  5. Once required material is provided and processed, APHA will attempt to contact the stallion owner for their signature on the breeder's certificate and breeding report, if applicable. Parentage verification of the foal is required. If parentage is confirmed through DNA testing, and if the stallion owner does not respond file will be presented to the Registration Review Committee for approval.
- G. If a horse is registered using the breeder's certificate indemnity process (see Rule RG-100.F) APHA may pursue the stallion owner to file the requisite stallion report and/or other materials. APHA reserves the right to pursue, in its sole discretion, possible disciplinary action against the stallion owner. See Rule GR-060.A.

## **RG-105. Enrollment of AQHA and Jockey Club Stallions for Breeding**

---

- A. APHA-registered stallions are automatically enrolled for breeding.
- B. Effective January 1, 1970, stallions registered with the AQHA, the Jockey Club or any international Thoroughbred registry recognized by the Jockey Club are required to be enrolled for breeding with the American Paint Horse Association prior to the registration of their foals in APHA. Application must be made for enrollment only and not registration.
  1. The Enrollment for Breeding form, completed and signed by the owner of record, and a photocopy of the stallion's certificate verifying ownership, must be submitted along with the enrollment fee. The fee for each stallion enrollment is referenced in the fee schedule at the front of the rule book.
    - a. Stallions showing the characteristics or distinguishing qualities of any ineligible breed are subject to removal from or rejection of enrollment for breeding.
  2. The record owner of the stallion may authorize individuals other than themselves on the Enrollment for Breeding form, and indicate whether they may sign stallion reports and/or breeder's certificates (or release them online.)
  3. The authorizations indicated at the bottom of the Enrollment for Breeding form will remain in effect until canceled in writing by the stallion owner or until the stallion is transferred to a new owner.
  4. If the stallion is transferred, an Enrollment for Breeding form with a signature of the new owner and a photocopy of the registration certificate (both back and front) establishing the new ownership must be submitted to the office, for which there is no additional charge.
- C. If an application is received, accompanied by a properly completed and signed breeder's certificate, and the stallion owner or lessee fails to properly enroll the stallion and/or pay the enrollment fee and/or sign the required enrollment form to make the stallion an eligible sire, the Association may suspend the stallion owner or lessee under the provision of Rule GR-040.B. of the disciplinary procedures, if stallion



owner or lessee has failed to comply with this rule after due notice. Due notice shall include at least two official notices from the APHA office to the last known address/**contact information** as shown in the Association's records for the stallion owner or lessee. After final notice, if the stallion owner is suspended, application may be presented to the Board of Directors for possible registration without stallion **enrollment** documentation or compensation.

## **RG-110. Stallion Breeding Reports**

A. Stallion breeding reports will be accepted for **APHA stallions**, and for **AQHA and Jockey Club stallions** for which a one-time **enrollment** fee (see fee schedule at front of the rule book) has been paid. (See RG-015. Bloodline Requirement). The owners or lessees of all registered stallions must submit an APHA stallion breeding report either online or by a mailed/mailed form, including the required fees (see fee schedule at front of the rulebook), and be postmarked (postal meters not accepted) by the appropriate deadline:

1. On or before November 30 of the year in which the mares are bred or exposed for stallions in the Northern Hemisphere, or
2. On or before May 31 of the year in which the mares are bred or exposed for stallions in the Southern Hemisphere.
3. The report must include all mares bred or exposed during the breeding year, including those owned by the owner of the stallion, whether or not the mare conceives, as well as outside mares that are bred to said stallion during that breeding season. Specific dates of breeding should be reported as accurately as possible to avoid delays in processing registrations. Non-specific breeding dates, (for example, January 1, 2003 through December 31, 2003), may result in overlapping exposure dates if mare is bred to another stallion that season.

B. Any stallion owner not submitting a stallion breeding report with the required fees by the filing deadline must pay a late charge; all fees due including the late charge must be paid before the report will be accepted. (See fee schedule at front of the rule book).

Registration deadlines south of the equator:

Stallion Breeding Reports	May 31
Weanling 0-90 days	December 31
2nd deadline	January 1- March 31
3rd deadline	April 1- June 30
Year End	June 30
Used to calculate age	July 1 (Exception: August 1 in Australia and New Zealand)

C. **Corrected Breeding Report.** There will be a fee (see fee schedule at front of the rule book) to add a mare to any stallion breeding report which has been filed with the APHA office.

D. If an application is received, accompanied by a properly completed and signed breeder's certificate, and the stallion owner or lessee fails to file a properly completed and signed stallion breeding report accompanied with the required fees, the Association may suspend the stallion owner or lessee under the provision of Rule GR-060. A. of the disciplinary procedures, if stallion owner or lessee has failed to comply with Rules GR-060. A. and RG-110., after due notice. Due notice shall be the same as specified in RG-105.C. After final notice, and if the stallion owner is suspended, application may be presented to the Board of Directors for possible registration without stallion report documentation or compensation. Exception: See Rule RG-100.F.

- E. All breeding stallions are required to be genetic tested by DNA in order to allow parentage verification of offspring. In addition, all breeding stallions are required to have a Genetic Health Panel test on file with APHA prior to the registration of their foals that result from breedings occurring after January 1, 2018. The Genetic Health Panel test includes HYPP, PSSM1, MH, GBED, HERDA, and OLWS. Genetic Health Panel test results will be available to all APHA members. The owner or lessee of such stallion shall at his own expense, file with the Association an official report of the stallion's required DNA test results, obtained from an APHA approved laboratory and in accordance with procedures adopted by the Association. Once a stallion's required DNA test results are filed with the Association, it is not necessary to repeat such filing annually, except as requested by the Association.
1. If a Quarter Horse or Thoroughbred stallion's DNA genetic markers are on file with an APHA-approved laboratory, it would not be required again if the owner of record provides APHA with a copy of the official DNA testing results containing the DNA genetic markers.
  2. Failure to meet genetic testing by DNA requirements may result in possible disciplinary action. (See Rule GR-060.A.)

### **RG-115. Artificial Insemination/Cooled and Frozen Semen**

- A. A foal shall be considered eligible for registration which is conceived by artificial insemination (semen that is used immediately following collection, time lapse not to exceed 24 hours), and at the place or premises of collection, transported/cooled semen (semen that is transported from the location of collection and used within 72 hours of collection) or frozen semen (semen which has been collected and stored in a frozen state for future use).
- B. A foal shall be considered eligible for registration which is conceived using cooled semen or frozen semen if all association rules are met.
- C. The stallion service report shall include all mares exposed with transported cooled or frozen semen whether or not a mare conceives. Said service report will distinguish between artificial and natural (hand or pasture breeding) services, transported cooled, frozen semen, embryo transfer, oocyte transfer and vitrified embryo.
- D. In the event a stallion changes ownership, use of the frozen semen is limited to the current, recorded owner.
1. Sale of the stallion will limit the use of the frozen semen to the current, recorded owner.
  2. Ownership of any semen already frozen by the previous owner/lessee must be resolved between the seller and buyer.
- E. If a stallion is leased, the use of the frozen semen by the lessee is restricted to the time period (beginning to ending date) of the lease only.
- F. APHA will not become involved in disputes arising between current or previous owners of stallions and/or mare and stallion owners. Stallion owners (lessees or authorized agents) must take all necessary steps to protect their right to the use of their stallion's frozen semen. They cannot use the Association to protect, defend, or enforce the use of the semen. Any such disputes are contractual in nature and must be resolved by the individuals through whatever means at their disposal. Mare owners must take all necessary steps to protect purchase of the semen and issuance of a valid Breeder's Certificate.

### **RG-120. Embryo/Oocyte Transfer/Fertilized Egg/Vitrified Embryo**

- A. In regard to a horse foaled by a mare which is not its genetic dam, but transferred to her by an embryo or oocyte transfer or fertilized egg (fertilized egg is defined as an intercytoplasmic sperm injection

and conventional invitro fertilization) or vitrified embryo technique (hereafter referred to as a “transfer”), the offspring shall be eligible for registration if all other registration requirements are met.

1. The breeder's certificate and application for registration for a foal resulting from a transfer must be signed by the owner of the dam at time of breeding (embryo transfer).
  2. A donor mare may produce multiple embryos in a calendar year.
    - a. When a foal is the result of a transfer, that fact will be noted under the “remarks” on its registration certificate.
  3. Any AQHA, Jockey Club or APHA mare is eligible for embryo transfer.
- B. Foals resulting from vitrified embryos are eligible for registration providing all registration requirements are met. In addition:
1. The number of vitrified embryos must be placed on file with APHA by October 1 of the collection year. It is the responsibility of the owner of the dam at time of breeding to file the Vitrified Embryo Transfer Permit and fee with APHA.
    - a. If the vitrified embryo is not used in the year it is pulled, a Vitrified Embryo Transfer Permit and fee must be submitted to APHA in the year of implantation as well.
  2. A Breeder's Certificate for each vitrified embryo must be issued by the stallion owner and given to the owner of the donor mare.
  3. In the event a vitrified changes ownership a Vitrified Embryo Transfer report form must be file with APHA and all applicable fees paid. (The appropriate breeder's certificate be given to the new owner of the embryo at the time of purchase and accompany the Vitrified Embryo Transfer form).
  4. Application for the registration of a foal resulting from a vitrified embryo must be signed by the recorded owner of the embryo at the time of foaling.
    - a. The owner of the donor mare at the time of breeding will be recorded in APHA records as the breeder of the resultant foal.
- C. It is the responsibility of the mare owner to inform the stallion owner of an intended/performed Embryo Transfer or Vitrified Embryo so the dam can be correctly reported on the stallion breeding report. Ultimately, the dam owner must mark “embryo transfer” as the breeding method on the APHA registration application.

### **RG-123. Cloning**

---

- A. Horses produced by any cloning process are not eligible for registration. Cloning is defined as any method by which the genetic material of an unfertilized egg or an embryo is removed, replaced by genetic material taken from another organism, added to genetic material from another organism or otherwise modified by any means in order to produce a live foal.

### **RG-125. Genetic Testing by DNA**

---

- A. DNA testing for genetic typing, color/pattern and genetic health conditions is available from APHA using approved testing labs. See fee schedule in front of the APHA Rule Book.
1. The Director of Registration, Chief Executive Officer or Registration Review Committee have the authority to require additional DNA testing at the applicant's expense to aid in final decisions or registration reviews.
- B. Parentage Verification. Any horse to be registered must be parentage verified. If either the sire or dam is not available for testing, and a genetic type cannot be derived through derivations or mitochondrial DNA testing, then the names in the pedigree will be designated as unknown.

- C. At the discretion of the Director of Registration or Registration Review Committee, pictures may be requested of the sire and dam of foals displaying a color or pattern inconsistent with its pedigree. The Director of Registration, Chief Executive Officer or Registration Review Committee have the authority to require additional DNA testing at the applicant's expense to substantiate final decisions.

### **RG-135. Transfers of Ownership**

- A. When ownership of a registered animal is transferred to another party, the seller should provide the buyer at that time with the horse's original registration certificate and a transfer report signed by the person listed as the current owner per association records. Additional signed transfer reports can be used to capture unrecorded in-between owners. It is the buyer's responsibility to file the transfer paperwork officially with APHA after assuming ownership of the animal.
- B. **PROCESS.** To transfer ownership, the buyer will provide APHA with the horse's original certificate, a completed transfer report (including the seller's signature, the date of sale and the buyer's information) and payment for the applicable fee(s). See the fee schedule in the front of the rulebook.
1. Upon completion of the transfer, a new original certificate will be issued to the new owner of the horse.
  2. If the material provided to APHA is incomplete, APHA will retain the certificate in its possession until the material required to complete the transfer is received.
  3. Transfer reports must not be altered to remove the name of an in-between owner. Instead, an additional signed transfer or copy of a signed bill of sale should be provided from that in-between owner to the next owner in succession.
  4. If the original certificate has been lost, the Affidavit for Duplicate Certificate procedure should be followed and sent to APHA with the signed transfers. See Rule RG-160.
- C. **MEMBERSHIP OF BUYER.** A membership in the exact name of the buyer is required to transfer ownership, or a higher non-member transfer fee will be assessed
- D. **SIGNATURES.** The signature of the owner of record (seller), or a party authorized with APHA to sign for the owner of record, is required on the transfer report. If the horse is owned jointly or through a partnership, APHA recognizes the signature of any one of the joint owners/partners.
- E. **DEATH OF OWNER.** In the event of the recorded owner's death, a survivor can complete the Affidavit of Heirship form and provide a copy of the deceased's death certificate to APHA and/or letters of testamentary appointing the executor, indicating who can sign on behalf of the deceased. A registered animal can be transferred into the appointed party's name without a transfer fee, upon request. The transfer fee does apply if the horse is transferred directly from the owner of record to a third party.
- F. **DIVORCE.** If a horse is owned by a married couple (jointly or through a partnership), a copy of the judicial decree awarding ownership of the registered animal(s) must be provided to APHA in lieu of a signed transfer. The horse's registered name and number must be noted. The applicable transfer fee and membership fee will apply—see fee schedule in the front of the rulebook.
- G. **TRANSFER BY INDEMNITY.** If the signature of the owner of record cannot be obtained, the buyer can request transfer by indemnity. The buyer must provide the original certificate (or Affidavit for Duplicate Certificate if original document is not in their possession), current photographs of the horse for positive identification, proof of purchase/ownership, a statement explaining the ownership of the horse as known, and the applicable fees.
1. Upon receipt of complete material, APHA will attempt to contact the owner of record for their signature on a transfer report.

2. If no response is received, the transfer will be completed to the new party. If response is received indicating a dispute exists, the matter will be deemed a civil dispute and must be resolved by the parties or a court before action will be taken by APHA.
- H. STABLEMAN'S LIEN. Before APHA will recognize a stableman's lien foreclosure and transfer ownership of a horse, the association must receive the following:
1. APHA Stableman's lien affidavit form.
  2. Copy of applicable state statute governing the creation and execution of a stableman's lien.
  3. Evidence that the state statute procedure was followed.
  4. APHA Transfer indemnity form.
  5. Current photographs of the horse for positive identification; parentage verification might be required by APHA in some circumstances.
  6. Applicable fees.
- I. AUCTION/HORSE SALE. If the horse is sold through an auction/sale, the registration certificate with the transfer report signed by the seller should be furnished to the sale company and provided to the new buyer at the time of the sale. If a signed transfer report is not provided, the buyer should follow the Transfer by Indemnity procedure outlined above. Applicable fees apply.
- J. CLAIMING RACES. When a horse is claimed at a recognized track, the racing secretary shall collect a transfer fee and membership fee (as needed) from the claimant, which shall be forwarded to APHA with the registration certificate, a written report of the race including date and the name/address of the claimant.
1. If the horse is dual-registered and entered in any breed claiming race, the dual-registration must be disclosed to the racing secretary and the APHA registration certificate presented for processing.

#### **RG-140. Leases**

- A. For the lease of a horse to be recognized by the Association whether for breeding, racing, etc., (for show leases, refer to AM-020. A. 1. and YP-015. A. 2.) written notice of its existence shall be filed with the Association on forms provided by APHA, signed by both the lessor and lessee, and submitted with applicable fees (see fee schedule at front of the rule book) and accompanied by a copy of certificate (both front and back) on AQHA or TB horses. The notice shall provide the effective date of the lease and the termination date. If it is necessary that the lease be canceled prior to the termination date provided, it may be terminated by written notice giving termination date, signed by both the lessor and lessee. No additional fee shall be charged for termination, whether automatic or by subsequent notice thereof.
- B. In regard to Association procedures, recordation of notice of lease authorizes a lessee to execute all documents pertaining to the recognized activities of breeding, racing, etc., regardless of any limitations in the actual lease agreement. Enforcement against the lessee of limitation on the use of the horse and/or any other terms of the contract or lease, is the sole responsibility of the lessor.
- C. During the effective term of the lease, the Association will not record subsequent changes in ownership until the lease is terminated, unless the transfer shows the lessee as the new buyer. The date of sale in such a case will become the date the lease is terminated.
- D. Transfer of ownership arising from recognized claiming races will terminate such lease. (See Rule RG-135.J.)

## **RG-160. Duplicate and Corrected Certificates**

---

- A. **DUPLICATE CERTIFICATE.** A duplicate certificate is a new registration certificate issued when the original has been lost or destroyed. The newly issued certificate is noted as a duplicate and becomes the only original registration certificate recognized by the association.
- B. **PROCEDURE FOR DUPLICATE REQUEST.** The owner of record can file for a duplicate certificate by completing the Affidavit for Duplicate Certificate form, providing current photographs of the horse for positive identification, and payment for the applicable fee (see fee schedule at the front of the rulebook).
  - 1. If ownership is being transferred at the same time, the new owner of the horse (buyer) can complete the Affidavit for Duplicate Certificate form and provide the form, photographs and applicable fee(s) with the signed transfer report to APHA.
  - 2. If it is determined a duplicate certificate has been issued on false/inaccurate information, the certificate may be recalled and the offender may be subject to disciplinary action.
- C. **CORRECTED CERTIFICATE.** A horse's original registration certificate can be amended to show the most accurate information about the horse.
  - 1. **FREE CORRECTIONS.** These include gelding status; brands, tattoos, microchips or scars; blue eyes; genetic testing results; color change (new photos showing the correct color must be provided); and/or corrections of inaccuracies on the certificate (if made within 30 days from the time the certificate was mailed from APHA, based on postmark). Corrections can be noted on the certificate, which must be provided to APHA for correction.
    - a) **GELDING:** Before a colt can be awarded points as a gelding, its gelding status must be recorded in the APHA office. The date of castration should be provided to make the change.
    - b) **SCARS/BRANDS:** All scars and brands appearing on a horse should be noted on the registration certificate. Any freeze branding must be accompanied by a photo showing the brand on the horse.
  - 2. **PICTURE REPLACEMENT.** APHA may choose to update the horse's photograph on the certificate at any time, should a more accurate photo be needed. Members can request a picture replacement at any time by providing the original certificate to APHA with a new side-view photograph of the entire horse and payment of the picture replacement fee (see fee schedule at the front of the rulebook).
  - 3. **CORRECTION OF REGISTRY STATUS/STATUS CHANGE.**  
See RG-075.
  - 4. **CORRECTION OF NAME.** See RG-095.
  - 5. **TATTOOING.** See Racing Rule RA-040.A.
- D. Upon issuance of a duplicate or corrected certificate, any previously issued registration certificate for that horse is considered null and void.

## **RG-165. Re-Registration Certificates**

---

- A. A re-registration certificate shall be defined as one on which there is a change in the sire, dam or foaling year. It requires a new application properly completed and signed, a notarized statement from the owner (or lessee or authorized agent for owner) of the dam at time of foaling giving details as to why the horse was incorrectly registered, a certificate photo, a re-registration fee (see fee schedule at front of the rule book) and parentage verification. In addition, if the foaling year is changed to an earlier year, the difference between the registration fee paid at that time and the amount which should have been paid at that time, must be remitted. The Association must be provided with the original certificate before a re-registration certificate can be issued.

- B. When the correct parentage has been established by genetic testing by DNA (presence of an APHA observer is required), the Board of Directors may, in the interest of fairness and equity towards an innocent third party, authorize re-registration without the application, breeder's certificate, and/or stallion breeding documents if, in the opinion of the Board of Directors, it is unreasonable to require these documents.

### **RG-170. Surrender of Certificate**

---

- A. The owner of any registered animal which dies or is sold or disposed of without papers, shall notify the Association of the fact and surrender the appropriate registration certificate to the Association for proper notation. If requested, the canceled certificate will be returned to the owner.
- B. A certificate of registration is subject to correction and/or cancellation under the rules and/or By-Laws of the APHA. The APHA will not be liable for issuance of a certificate because of any mistake therein based upon an error or misrepresentation in the application thereof, and in case of such error or misrepresentation, the APHA reserves the right to cancel a certificate and the entry of the animal.
- C. Ownership of an issued registration certificate remains with the Association. No person shall refuse an Association request for return of a registration certificate; refusal to respond and/or return the certificate may be considered grounds for possible disciplinary action (see Rule GR-060. G).
- D. Upon issuance of a duplicate, corrected and/or replacement certificate, APHA shall require the surrender of the original registration certificate, if applicable, and any previously issued certificates will be null and void.

### **RG-175. Forfeiture of Fees**

---

- A. Failure by any person to acknowledge any APHA correspondence relative to the registration or transfer of any horse, or any other related APHA business, will result in that file being closed and all fees forfeited. Thirty (30) days after the first request a final notice will be sent prior to closure of the file.

### **RG-180. Re-Activations**

---

- A. If an application has been inactivated and placed in the "dead file" for any reason, the following procedures are required to reopen the file:
1. Payment of the registration fee based on the current age of the horse to be registered.
  2. Payment of the appropriate person's current membership fee; and,
  3. Submission of any documents lacking to complete the registration when originally submitted, if any.
  4. Complete set of current photographs (front, rear and both side views).

## **Show and Contest**

---

### **SC-000. General Show and Contest Rules and Regulations**

---

The following Rules and Regulations shall become effective January 1 of the current year, and thereupon all Rules and Regulations and parts thereof heretofore in force are hereby repealed.

### **SC-005. Special Notice and Effective Date**

---

- A. EXHIBITORS, JUDGES AND SHOW MANAGEMENT ARE RESPONSIBLE FOR KNOWLEDGE OF ALL APHA RULES.

### **SC-010. APHA Titles and Awards**

---

- A. APHA RESERVED TITLES AND/OR AWARDS. All APHA titles and/or awards listed in the APHA Rule Book are reserved by the APHA for its express use and will be awarded to the owner of record at the time the award is earned.
- B. APHA RECORD NOTATION. Proper notation shall be made of all APHA Titles and Awards issued in the records of the APHA.

- C. MEMBERSHIP REFERENCE. Reference Rule GR-020.H. regarding APHA membership.
- D. FRAUDULENT CLAIMS OR ADVERTISING OF APHA TITLES OR POINTS. The registration certificate of any horse may be revoked permanently by the Association if the owner thereof fraudulently advertises claims or holds forth that this certain horse is entitled to any title or points awarded by the APHA prior to the title or points being officially awarded or recorded by the APHA, or uses a title other than the official title of the award as specified by APHA rules.

### **SC-015. APHA Supreme Champion Award**

---

- A. TITLE. The title of American Paint Horse Association Supreme Champion will be awarded to any stallion, mare or gelding which has been issued a registration certificate by the American Paint Horse Association, provided said horse meets the following requirements. Exception: Unless the individual event rule specifies otherwise.
  - 1. Number of Grand Championships. Has been named Grand Champion in at least five (5) APHA-approved shows under five (5) or more judges.
  - 2. Total Points Needed. Has won a total of at least eighty (80) points in recognized halter and performance classes in APHA-approved shows or in races recognized by the APHA.
  - 3. Total Halter Points. And at least thirty (30) of those points have been won in halter classes.
  - 4. Total Performance Points. And at least fifty (50) of those points have been won in performance events or 100 points in races recognized by the APHA.
    - a. Individual Event Points. No more than ten (10) points may be tabulated in any one (1) event.
    - b. Registers of Merit. And must have earned at least one Register of Merit in each of categories II through VI and IX of performance events as set forth in Rule SC-050.A.3.
    - c. Racing Points. And must have earned at least four (4) racing points as indicated under Category VII in Rule SC-050.A.3. and have run at least one race with an official speed index of no less than 80.
  - 5. Award. In the event that this title is awarded, an appropriate award shall be prepared and presented to the owner of the said horse at **an APHA Sponsored Event**.

### **SC-020. APHA Superior All-Around Award**

---

- A. TITLE. The title of APHA Superior All-Around Horse will be awarded to any stallion, mare or gelding which has been issued a registration certificate by the APHA, provided said horse meets the following requirements. Exception: Unless the individual event rule specifies otherwise.
  - 1. Superior Halter. Must have a superior rating in halter, having earned fifty (50) or more points.
  - 2. Superior Performance Event. Must have one superior rating in one performance event, having earned at least fifty (50) points in one of the recognized performance events excluding Category VIII. See RA-060.F for racing qualifications.
  - 3. Register of Merit. Must have earned at least one Register of Merit in at least four (4) of the performance contest categories specified in Rule SC-050.A.3. excluding Category VIII.
- B. AWARD. In the event the title of “APHA Superior All-Around Horse” is awarded, an appropriate award shall be prepared and presented to the owner of the said horse at **an APHA Sponsored Event**.



### **SC-025. APHA Performance Versatility Award**

- A. TITLE. APHA Performance Versatility Horse. To earn this award, a horse must have earned five (5) ROMS in at least four (4) of the categories and a Superior rating must have been earned in one of these categories as found in SC-050.A.3., excluding Categories I and VIII.
- B. When the title of “APHA Performance Versatility” is awarded, an appropriate award shall be sent to the recorded owner of the said horse.

### **SC-030. APHA Superior Event Award**

- A. TITLE. The title APHA Superior Event Horse will be awarded to any stallion, mare or gelding which has been issued a registration certificate by the American Paint Horse Association provided said horse has earned fifty (50) or more points in one APHA approved event. **EXAMPLES: A horse which earns a minimum of fifty (50) points in cutting will be designated as an APHA Superior Cutting Horse; with fifty (50) points at halter, it will be listed as an APHA Superior Halter Horse.**
- B. SUPERIOR EVENT TITLES. A horse may receive this title for each separate event in which it has earned fifty (50) points., excluding Category VIII and XII. See RA-060.F for racing qualifications.
- C. CERTIFICATE AWARDED. When the title of APHA Superior Event is awarded, a proper certificate shall be prepared and sent to the record owner of the said horse.

### **SC-035. APHA Champion Award**

- A. RESERVED TITLE. In regard to all horses registered by the American Paint Horse Association, the title or term APHA Champion is hereby, from this date and in the future, reserved by the said Association for its express use.
- B. THE TITLE. APHA Champion may be awarded to any individual stallion, mare or gelding which has been issued a registration certificate by the American Paint Horse Association after it has won a total of forty (40) or more points in competition in official shows, contests, and races approved by the APHA, provided said horse meets the following requirements. Exception: Unless the individual event rule specifies otherwise.
  - 1. Number of Shows, Points and Judges. That the points have been won in five (5) or more shows or contests and under five (5) or more judges;
  - 2. Halter Points. That at least sixteen (16) points have been won in halter classes.
  - 3. Performance Points and Categories. That at least sixteen (16) of these points have been won in performance classes or contests, and with a minimum of five (5) points each having been earned in at least two (2) different categories only of performance events as set forth in Rule SC-050., excluding Categories I and VIII. These five (5) points must be earned in at least two (2) categories and cannot be earned in a combination of categories.
  - 4. Racing Points. For the purpose of earning an APHA Championship, Racing points may be used.
- C. CERTIFICATE AWARDED. In the event that the title of “APHA Champion Horse” is awarded, a proper certificate shall be prepared and forwarded to the owner of said horse.

### **SC-040. APHA Honor Roll Award**

- A. TOTAL POINTS EARNED. The Association will make annual awards based upon the number of points earned by an individual horse during that year's competition in each of the events in which points are awarded at APHA approved shows (excluding APHA World Shows).
- B. MINIMUM TEN (10) POINTS TO QUALIFY. To qualify for any of the Honor Roll titles, trophies or certificates, the horse must have earned at least ten (10) points in that event during the year (excluding APHA World Shows).

- C. **TROPHY OR PLAQUE TO CURRENT YEAR'S HIGH-POINT EARNER.** The horse which earns more points during a year than any other horse has earned in that event will be the year's High-Point earner for that event and an appropriate trophy or plaque will be awarded to the horse's owner. **EXAMPLE:** Honor Roll Cutting Horse, or Honor Roll Western Pleasure Horse.
- D. **HALTER HONOR ROLL.** In halter, the horse that earns the most points during the year in each sex division will receive an appropriate trophy or plaque. **EXAMPLE:** Honor Roll Stallion, Honor Roll Mare, Honor Roll Gelding. Exception: Color Class.
- E. **TOP TEN POINT EARNERS OF EACH EVENT.** Each of the top ten point earning Yearlings, Two-Year-Old, Three-Year-Old, Four-Year-Old and older and Performance halter mares, stallions and geldings; Two-Year-Old Western Pleasure and Hunter Under Saddle; Three-Year-Old Western Pleasure and Hunter Under Saddle; Junior Western Pleasure; Senior Western Pleasure; and other respective Junior and Senior Performance classes for the year in each event will be so designated and an appropriate certificate shall be prepared and mailed to the owners of said horses. Exception: Junior and Senior **Green** Working Hunter. Tabulation will be based on age of horse, not class description, due to combining and splitting of classes. Example: Honor Roll Junior (Event) Horse and Honor Roll Senior (Event) Horse.

### **SC-045. APHA Open Top 20 Award**

- A. **HALTER AND PERFORMANCE.** Year-end recognition will be given to the twenty open horses who earn the most points in open halter and performance classes.
  - 1. **Maximum Number of Shows Counted.** Total points will be compiled on horses from January 1 through December 31. A maximum of 20 APHA approved shows may be used from which their total points will be tabulated (excluding APHA World Shows). Each show may consist of the main judge and ancillary judges (JU-000.H.6.) One alternate show will be used in case of a tie.
  - 2. **Eligible Points. Points earned in events listed in SC-050.A.3 and SC-175, excluding Mounted Shooting and Dressage are eligible for this award.**
  - 3. **Awards.** All top twenty horses will receive an award.
  - 4. **Minimum eight (8) points to qualify (excluding APHA World Shows).**

### **SC-046. Zone Top 5 Award**

- A. This award would recognize the top five horses in each of the zones. This award is based on total cumulative points earned within the respective zone the horse is owned (excluding APHA World Shows). Exhibitors do not have to live in the zone. (See Article VIII for states listed in the respective zone.) As long as the horse/owner remain in the same zone, points will accumulate on the horse (the horse may be transferred to someone within the same zone).
  - 1. **Eligible Points. Points earned in events listed in SC-050.A.3, excluding Mounted Shooting and Dressage are eligible for this award.**
- B. **Tie Breaker System:**
  - 1. Horse with greater number of performance points.
  - 2. Most points earned in fewest shows.
- C. **Awards.** An appropriate award will be mailed to the recorded owner of the first through fifth place horse.
- D. **Minimum eight points to qualify.** To qualify for any of the Zone titles or awards, the horse must have earned at least eight points in that zone during the year (excluding APHA World Shows).

### **SC-050. APHA Register of Merit Award**

- A. **PURPOSE.** The purpose of the APHA Register of Merit is to establish a record of excellence. Horses are advanced to the Register of Merit when they have won at least ten (10) points in the scale of points for contests in

any one open event including halter. See Rule SC-060.A. For exceptions see RA-000.D.

1. ROM in Halter. To qualify for a Register of Merit (ROM) in halter, a horse must have earned at least one of the required halter points after December 31, 1990.
2. ROM in Performance. To qualify for one of the Performance Registers of Merit, horses must be entered in one or more of the APHA-approved contests shown in Rule SC-050.A.3.
3. Categories. The following performance contests have been divided into categories and are approved for points and/or awards. If a class is not listed in these categories, refer to individual class rules for award eligibility.
  - a. **Category I**
    - i. Halter
  - b. **Category II**
    - i. Barrel Racing
    - ii. Pole Bending
    - iii. Stake Race
    - iv. Team Penning
    - v. Ranch Sorting
  - c. **Category III**
    - i. Reining
    - ii. English Versatility Pattern
    - iii. Western Versatility Pattern
    - iv. Western Riding
    - v. Trail
    - vi. Utility Driving
    - vii. Ranch Riding
    - viii. Ranch Reining
    - ix. Ranch Trail
  - d. **Category IV**
    - i. Working Hunter
    - ii. Hunter Hack
    - iii. Jumping
    - iv. **Green** Working Hunter
  - e. **Category V**
    - i. Cutting
    - ii. Ranch Cutting
    - iii. Tie-Down Roping
    - iv. Timed Team Roping
    - v. Team Roping Heading
    - vi. Team Roping Heeling
    - vii. Breakaway Roping
    - viii. Steer Stopping
  - ix. Working Cow Horse
  - x. Ranch Box Drive
  - xi. Ranch Cow Work
  - f. **Category VI**
    - i. Hunter Under Saddle
    - ii. Pleasure Driving
    - iii. Western Pleasure
    - iv. Ranch Pleasure
    - v. Ranch Rail Pleasure
  - g. **Category VII**
    - i. Racing
  - h. **Category VIII**  
(this category eligible for ROM, Honor Roll, Top 20 and Zone awards only)
    - i. Longe Line (Yearling & 2YO)
    - ii. In-Hand Trail (Yearling & 2YO)
    - iii. Longe Line (3YO & Older )  
Zones 12, 13 & 14
    - iv. In-Hand Trail (3YO & Older) Zones  
12, 13 & 14
  - i. **Category IX**
    - i. Working Ranch Horse  
Competition\*
  - j. **Category X**
    - i. Mounted Shooting
  - k. **Category XI**
    - i. Dressage
  - l. **Category XII**
    - i. Competitive Trail Horse\*\*
  - m. **Category XIII**
    - i. Calas and Colas

\*Points earned prior to May 15, 2015. Class no longer offered.

\*\*Points earned prior to January 1, 2024. Class no longer offered.

B. POINTS AWARDED. All approved performance classes will be awarded points as set out in Rule SC-060.

C. AWARDS. When the title of Register of Merit is awarded, a proper certificate shall be prepared for the recorded owner of said horse by the APHA office.

## SC-060. Points

A. QUALIFYING AGE. Points shall be awarded only to qualifying yearling and older horses entered and exhibited in approved APHA shows or contests.

1. Point Tabulation. Points given for show and contest classes:

Horses in Class	Placing 1st	Placing 2nd	Placing 3rd	Placing 4th	Placing 5th	Placing 6th
2	1/2					
3-5	1	1/2				
6-8	2	1				
9-11	3	2	1			
12-14	4	3	2	1		
15-17	5	4	3	2	1	
18 & Over	6	5	4	3	2	1

2. Combined Age Classes. In figuring the points for a class of combined age groups, only the horses one year of age or older will be counted in the "number horses in class" column on scale above.
3. All classes, regardless of the number of horses, shall be judged.
4. Number of Horses Actually Shown. In any contest, points shall be awarded on the basis of the total number of horses actually judged in each contest whether or not an elimination is held. EXAMPLE: If 100 horses were entered and exhibited in an elimination, points would be based on that number.

## **SC-065. Grand and Reserve Champions**

---

- A. GRAND CHAMPION POINTS AWARDED. The Grand Champion of each sex division will be the highest pointed horse in its sex division by at least one point, provided at least three 1-year-old and older entries were exhibited in that sex division. If necessary, additional points will be added to the points the Grand Champion won in its age class to give it this total. The Grand Champion will always receive a minimum total of two points in any show where at least six horses have competed in that sex division which are of point-earning age. See Rule SC-175.L.
- B. RESERVE CHAMPION POINTS AWARDED. The Reserve Champion of each sex division will have a total of one point less than the Grand Champion. If necessary, additional points will be added to the points the Reserve Champion won in its age class to give it this total. See Rule SC-175.L.
- C. In Amateur or Youth halter, when an exhibitor has qualified two or more horses for Grand and Reserve Champion, only another Amateur or Youth may assist that exhibitor as long as the Amateur or Youth who originally qualified the horses leads one of the horses in the Grand and Reserve Class.

## **SC-070. Exhibitor Conduct**

---

- A. REQUESTING JUDGE'S OPINION. An exhibitor may make a request through the ring steward or other show official for a judge's opinion concerning an exhibitor's horse which can be stated in the presence of a ring steward or other show official at any time; however, at no time will fraternization between the exhibitor and the judge be permitted during the show.
  - B. An exhibitor shall not be placed by any judge who has received from the exhibitor, or his/her immediate family, a salary, commission, or any type of remuneration or consideration, directly or indirectly, within 3 months of the date of the show in question. An exhibitor is to be sensitive to any such conflict and shall report the conflict to the show office prior to competing in any class. EXCEPTION: Breeding fees, mare care, vet expense, shipping fees or any other fee related to breeding. Any violation of this rule will be considered unsportsmanlike conduct by the exhibitor.
  - C. PROHIBITED CONDUCT. See also Unsportsmanlike Conduct, Rule GR-065.H. and GR-066.A. When an exhibitor, owner or trainer is guilty of unsportsmanlike conduct, such person is subject to disciplinary action by the APHA, including but not limited to, fines or suspension. See Rules GR-060.C., GR-070.A. and GR-070.D. In addition, approaching the judge without following the procedure listed in SC-070.A. above may be considered in violation of GR-065.H. or GR-066.
1. To promote competition in APHA-approved events, in order that APHA's records will, at all times, reflect the actual quality of equine performance, any form of conduct that inhibits competition is expressly prohibited. This offense includes not only the person

suggesting the prohibited conduct, but all who participate in the scheme or plan. Such conduct includes, but is not limited to:

- a. Paying another's entry fee, directly or indirectly; or,
  - b. Encouraging a potential competitor to refrain from entering the class.
2. Violation of this rule shall disqualify from participation in the event the horse entered by the person paying the fee and the horse entered by the recipient, and shall be referred by the show management to APHA for disciplinary action.
  3. To assist APHA in the promotion of true competition, any person approached by another to cooperate in a scheme or plan to inhibit competition, shall immediately report the matter to show management and then to APHA in writing within 10 days.
  4. A contestant assisted by use of an electronic or two-way communication device by another person outside the show arena or show ring shall be automatically disqualified unless assistance is necessitated for safety of competing horse or horses to be determined by the judge and/or the Board of Directors. (See Rule SC-160. F for exception.)

### **SC-075. Inhumane Treatment**

- A. No person on show grounds, including but not limited to, barns, stalls, parking area and show arena, may treat a horse in an inhumane manner, which includes, but is not limited to:
  1. Placing an object in a horse's mouth so as to cause undue discomfort or distress;
  2. Tying a horse in a manner as to cause undue discomfort or distress in a stall, trailer or when longeing or riding;
  3. Letting blood from a horse;
  4. Use of inhumane training techniques or methods; poling or striking horses legs with objects (i.e. tack poles, jump poles, etc.). Elevated logs must be round and elevated no more than 12" in a standard block or cup;
  5. Any item or appliance that restricts the movement or circulation of the tail;
  6. Intentional inhumane treatment that causes a horse to bleed.
  7. Failure to maintain an appropriate environment for horses' well-being;
  8. Use of prohibited equipment, including, but not limited to: saw tooth bits; hock hobbles; tack collars; or tack hackamores; whips used for showmanship; war bridles or like devices; riding in a curb bit without a curb strap; wire or solid metal curb straps no matter how padded; wire cavesson; wire or cable tie-downs; bumper bits; metal bosals (no matter how padded); chambons; headstalls made of metal (no matter how wrapped or padded), twisted rawhide, or rope may not be used on a horse's head (3/8 inch rope may be used with a slip/gag bit); running martingales used with curb bits used without rein stops (running martingales may be used with legal curb bits as long as the reins have rein stops);
  9. Excessive spurring or whipping;
  10. Excessive jerking of reins;
  11. Excessive fencing;
  12. Excessive spinning (defined as no more than eight (8) consecutive turns in either direction);
  13. Schooling over ramped oxers in reverse order (i.e., from highest to lowest instead of lowest to highest);
  14. Schooling using rails higher than four (4) feet;
  15. Exhibiting a horse which appears to be sullen, dull, lethargic, emaciated, drawn or overly tired;

16. If fresh blood is found on any mouth and/or body areas of a horse, (i.e. including but not limited to: barrel, flanks, belly, sides, shoulders) at any time the horse must be excused from the competition;
  17. Applying excessive pressure on or excessively jerking of a halter lead shank or an allowed lip chain;
  18. Any other treatment or conduct deemed by a show official to be inhumane or abusive.
  19. Any signs of recent physical abuse to a horse's mouth, nose, jaw, or any other area shows signs of broken skin, rawness, or bleeding
- B. IMMEDIATE REPORT BY MANAGEMENT. Upon discovery by any show official of inhumane treatment, show management reserves the right to immediately disqualify the horse and exhibitor for the remainder of the show and/or remove them from the grounds and shall immediately report the matter to the APHA for further disciplinary action.
- C. ACCEPTED STANDARD OF CONDUCT MEASUREMENT. The standard by which conduct or treatment will be measured is that which a reasonable person, informed and experienced in generally accepted animal husbandry standards, equine training and exhibition procedures, would determine to be cruel, abusive and inhumane. See Rules GR-067, GR-066.A.1., GR-070.A., GR-070.D., SC-075 and SC-160.P.
- D. Owner, Trainer, Exhibitor Responsibility. The owner/trainer/exhibitor are each responsible for a horse's condition and treatment while on the show grounds including but not limited to, barns, stalls, parking area and show arena. The owner/trainer/exhibitor is responsible for the actions of any and all employees while under their employment with regard to inhumane treatment. This prohibition against inhumane treatment applies to APHA members and non-members. APHA members may be held responsible for the actions of their trainers, agents, representatives and/or employees. For violation of this rule, an individual may be disciplined, suspended, fined, denied APHA privileges, disqualified, expelled from show grounds and/or expelled from APHA.
- E. APHA will accept suspension rulings pertaining to cruel or inhumane treatment of horses from other recognized equine-related associations and state racing commissions; the effect of which is to automatically suspend the individual from APHA membership privileges for a length of time at least equal to the initial suspension period by the other association.

## **SC-080. Prohibited Procedures**

- A. PROCEDURES AFFECTING PERFORMANCE OR NATURAL CONFORMATION. Any Surgical procedure, injection or oral administration of any foreign substance or drug which could affect the horse's performance or alter its natural conformation or appearance is prohibited, except for those surgical procedures performed for the sole purpose of protecting the health of the horse. Upon discovery of the existence of prohibited surgery, show management should immediately report the matter to the Association. See Rule GR-065.E. concerning altering a horse's natural conformation or appearance.
1. Ineligibility of Participation in APHA Approved Shows. Such surgical procedure or foreign substance injection shall be grounds for the Board of Directors or any appropriate committee of the Association to bar the horse from future participation in APHA-approved events or shows for such period of time as determined appropriate, and, upon request, the owner shall deliver the horse's registration certificate to the Association for such ineligibility to be prominently marked on the face of the registration certificate. Although ownership of the horse may thereafter be transferred to another party, the transfer of ownership will not dissolve or shorten the term of ineligibility. See Disciplinary Procedures Rule GR-070.

- a. APHA representatives may examine any registered American Paint Horse for any surgical procedure or injection of any foreign substance or drug which could affect the horse's performance or alter its natural conformation or appearance if entered in any event held in conjunction with an APHA-approved show, whether or not the event is approved by APHA.
2. Owner and Exhibitor Each Responsible. The owner/trainer/ exhibitor are each responsible for a horse's condition and presumed to know all rules and regulations of the Association, and the penalty provisions of these rules. Such individual's voluntary act in entering, exhibiting or causing to be exhibited a horse in an approved show makes him eligible for disciplinary sanctions, whether or not the owner/trainer/ exhibitor had actual knowledge of the surgery, or directly authorized the surgical procedure or injection of foreign substance. Purchase and subsequent exhibition of a horse with such condition in an approved show makes an individual responsible under this rule.
3. Show Management or Association Examination Request. Every owner/trainer/exhibitor shall upon request of show management or Association representative, permit examination of a horse for determination of the presence of prohibited surgery and/or foreign substance injection and refusal of request shall immediately be reported to the Association.
4. Chief Executive Officer may Temporarily Suspend Pending Final Hearing. Pending final hearing by the Board of Directors or such other appropriate hearing committee, the Chief Executive Officer may, by giving written notice of his action to the owner of record at his current address as shown on Association records, temporarily suspend a horse from further participation in an APHA-approved event or show and request the return of its registration certificate if preliminary examination indicates a violation of this rule.
5. The definition of exhibitor as provided in the Association's rules pertains also to this rule.
6. Surgical procedures cannot be performed after January 1, 1987.

## **SC-085. Drugs and Medications**

A. PERMITTED THERAPEUTIC SUBSTANCES. The following thirteen drugs or medications are permitted (Exception: does not apply if prohibited by government regulations). Guidelines listed are applicable to most horses; however, all responsible parties are cautioned that they are only general guidelines. The suggested guidelines listed below should be followed to minimize the risk of toxicity and/or overdose.

1. Phenylbutazone (a NSAID)  
Guidelines: When phenylbutazone is administered, the dose should be accurately calculated according to the actual weight of the animal. Each 24 hours, not more than 2.0 milligrams per pound of body weight should be administered, preferably less. For a 1,000 pound animal, the maximum daily dose is 2.0 grams, which equals two 1.0 gram tablets, or two 1.0 gram units of paste, or 10.0 cc of the injectable (200 milligrams per milliliter). In the event the phenylbutazone is administered orally, half of the maximum daily dose (1.0 gram per 1,000 lbs) should be administered each 12 hours (i.e., 12 hours apart) during a five day treatment program even if such oral administration occurs within 12 hours of competition. Phenylbutazone should not be used for more than five successive days.
2. Flunixin (a NSAID)  
Guidelines: When Flunixin Meglumine (Banamine®) is administered, the dose should be accurately calculated according to the actual weight of the animal. Each 24 hours, not more than 0.5

milligram per pound of body weight should be administered. For a 1,000 pound animal, the maximum daily dose is 500 milligrams, which equals two 250 milligram packets of granules, or one 500 milligram packet of granules, or 500 milligrams of the oral paste (available in 1,500 milligram dose syringes), or 10.0 cc of the injectable (50 milligrams per milliliter). The medication should not be used for more than five successive days.

3. Ketoprofen (a NSAID)

Guidelines: When Ketoprofen (Ketofen®) is administered, the dose should be accurately calculated according to the actual weight of the animal. Each 24 hours, not more than 1.0 milligram per pound of body weight should be administered. For a 1,000 pound animal, the maximum daily dose is 1.0 gram, which equals 10.0 cc of the injectable (100 milligrams per milliliter). The medication should not be used for more than five successive days.

4. Meclofenamic Acid (a NSAID)

Guidelines: When Meclofenamic Acid is administered, the dose should be accurately calculated according to the actual weight of the animal. Each 12 hours, not more than 0.5 milligram per pound of body weight should be administered, preferably less. For a 1,000 pound animal, the maximum 12 hour dose is 0.5 gram, which equals one 500 milligram packet of granules. The medication should not be used for more than five successive days.

5. Naproxen (a NSAID)

Guidelines: When Naproxen is administered, the dose should be accurately calculated according to the actual weight of the animal. Each 24 hours, not more than 4.0 milligrams per pound of body weight should be administered. For a 1,000 pound animal, the maximum daily dose is 4.0 grams, which equals eight 500 milligram tablets. The medication should not be used for more than five successive days.

6. Diclofenac (Surpass) (a NSAID)

Guidelines: Every 12 hours, not more than 73 mg of diclofenac liposomal cream should be administered (not more than 146 mg per 24 hour period) to one affected site. This 73 mg dose equals a 5-inch ribbon of cream not greater than 1/2 inch in width, which should be rubbed thoroughly into the hair over the joint or affected site using gloved hands. Do not apply diclofenac cream in combination with any other topical preparations including DMSO, nitrofurazone or liniments, and do not use on an open wound. Diclofenac cream should not be administered for more than 10 successive days.

7. Firocoxib (Equioxx) (a NSAID)

Guidelines: When Firocoxib (Equioxx) is administered, the dose should be accurately calculated according to the actual weight of the animal. For a 1,000 pound animal, the maximum daily dose is 45.5 milligrams, which equals 0.1 milligram per kilogram of body weight once daily. Firocoxib (Equioxx) should not be administered for more than 14 successive days.

8. Dexamethasone

Guidelines: Whenever dexamethasone is administered, the dose should be accurately calculated according to the actual weight of the animal. These guidelines include several alternative scenarios for dose time and route of administration.

- a. Alternative Number 1. Each 24 hours, not more than 2.0 milligrams of dexamethasone injectable solution per 100 pounds of body weight should be administered intravenously or intramuscularly,



preferably less. For a 1,000 pound animal, the maximum daily intravenous or intramuscular dose of dexamethasone injectable solution is 20.0 milligrams, which equals 5.0 milliliters of the injectable solution (4.0 milligrams per milliliter). Dexamethasone should not be administered for more than five successive days.

- b. Alternative Number 2. Each 24 hours, not more than 0.5 milligram of dexamethasone injectable solution per 100 pounds of body weight should be administered intravenously, preferably less. For a 1,000 pound animal, the maximum daily intravenous dose of dexamethasone injectable solution is 5.0 milligrams, which equals 1.25 milliliters of the injectable solution (4.0 milligrams per milliliter). Dexamethasone should not be administered for more than five successive days.
- c. Alternative Number 3. Each 24 hours, not more than 1.0 milligram of dexamethasone powder per 100 pounds of body weight should be administered orally, preferably less. For a 1,000 pound animal, the maximum daily oral dose of dexamethasone powder is 10.0 milligrams, which equals one packet of dexamethasone powder (10.0 milligrams per packet). No part of this dose should be administered during the 6 hours prior to competing. Dexamethasone should not be administered for more than five successive days.

9. Acetazolamide

- a. May only be administered to horses documented through DNA testing to be Positive (N/H or H/H) for HYPP (Hyperkalemic Periodic Paralysis).

Guidelines: When Acetazolamide is administered, the dose should be accurately calculated according to the actual weight of the animal. Each 24 hours, not more than 3 milligrams per pound of body weight should be administered. For a 1,000 pound animal, the maximum daily dose is 3 grams.

- 10. Furosemide or Lasix, when used, must be administered intravenously at least four (4) hours prior to competition.
- 11. Isoxsuprine. No part of a dose should be administered during the four (4) hours prior to competing. Any medicated feed should be consumed and/or removed at least four (4) hours prior to competition. Guidelines: When administered, the dose should be accurately calculated according to the actual weight of the animal. Each 24 hours, not more than 1.6 milligrams per pound of body weight should be administered (usually divided in two equal doses given 12 hours apart). For a 1,000 pound animal, the maximum daily dose is 1,600 milligrams, which equals 80 20-milligram tablets.
- 12. Lidocaine/Mepivacaine
  - a. When administered within 24 hours of showing, may only be used under actual observation of event management (or designated representative) and/or the official show veterinarian, either of which must sign the medication report form, to aid in the surgical repair of minor skin lacerations which, by their very nature, would not prevent the horse from competing following surgery. A medication report form must be filed with show management as required in section B. below.

13. Omeprazole/Ranitidine

- B. CONDITIONALLY PERMITTED SUBSTANCES. Therapeutic Medications (those drugs listed in the most recent version of the Association of Racing Commissioners International, Inc., ARCI, Uniform Classification Guidelines for Foreign Substances, with the exception of those listed in SC-085.C. FORBIDDEN SUBSTANCES) given for the legitimate treatment of illness or injury are permitted if ALL of the following conditions are met:

1. Filing of a completed medication report (available from APHA or show management) with show management before exhibiting the horse. The medication report must contain the following information:
    - a. Diagnosis of illness/injury, reason for administration, and name of administering and/or prescribing American Association of Equine Practitioners (AAEP) veterinarian.
    - b. Signature of veterinarian or person administering the medication. If prescribed by written instructions, a copy must be attached to the medication report.
    - c. Identification of the medicine; the name, amount, strength and mode of administration.
    - d. Date and time of administration.
    - e. Identification of the horse: Name, age, sex, color and entry number.
  2. The horse must be withdrawn and kept out of competition for not less than 24 hours after the medication is administered.
  3. The medication report must be filed with show management within one hour of administration of the medication or one hour after show management is available, if administration occurs at a time other than during competition hours.
  4. The medication report must be signed by show management and the time of receipt recorded on the report.
  5. While this report must be filed only if the administered medication will be present in amounts detectable in the blood and/or urine samples at the time of competition/sampling, exhibitors are hereby cautioned it is their responsibility to determine whether or not such medication has had time to clear the horse's system. IF THERE IS ANY DOUBT, A MEDICATION REPORT SHOULD BE FILED.
- C. FORBIDDEN SUBSTANCES. A horse shall not be shown in any class at a show approved by the APHA or event held in conjunction with an APHA approved show, whether or not the event is approved by APHA, if the animal has been administered in any manner a forbidden substance. A forbidden substance is defined as:
1. Any drug or substance considered a Class 1 or Class 2 substance as defined in the most recent version of the Association of Racing Commissioners' International, Inc, ARCI, Uniform Classification Guidelines for Foreign Substances.
  2. Any stimulant, depressant, tranquilizer or sedative which could affect the performance of the horse (stimulant and depressants are defined as substances which stimulate or depress the cardiovascular, respiratory or central nervous system).
  3. Any substance, regardless of how harmless or innocuous it might be, which might interfere with the detection or quantization of any substance defined above.
  4. Any anabolic steroid.
  5. Any nonsteroidal anti-inflammatory drug (NSAID) other than those listed in section A.
  6. Any metabolite and/or analog of any of the above described forbidden drugs or substances.

In the event any forbidden substance is administered to any horse for any reason, the owner and/or trainer should withdraw the horse from competition until the drug is no longer present in the plasma or urine.

D. CAUTION AGAINST MEDICINAL PREPARATIONS. The use of medicinal preparations and tonics of any kind in which the ingredients and quantitative analysis are not specially known is also cautioned against as the use of such may result in a positive analysis of the specimen taken from the horse.

- E. RESPONSIBLE PARTIES. All owners, trainers and exhibitors are accountable for the condition of any horse which they enter or allow to be entered, in any APHA-sponsored or approved event or event held in conjunction with an APHA-approved show, whether or not the event is approved by APHA. Such persons are hereafter referred to as “responsible parties”. By voluntarily entering a horse in an APHA-approved or sponsored event or event held in conjunction with an APHA-approved show, whether or not the event is approved by APHA, the responsible parties are presumed to know all rules and regulations of the Association. Based on their accountability for their horse’s condition, all responsible parties are subject to disciplinary action any time a prohibited substance is detected at an APHA-approved or sponsored event, regardless of the reason the prohibited substance has been administered, and whether or not the responsible parties had actual knowledge of the administration or presence of the prohibited substance.
- F. INVOLVED PARTIES. In addition to the “responsible parties” as that term is used in this rule, any person who administers, aids in the administration, causes to be administered, or conspires in the administration of any prohibited substance shall be subject to disciplinary action. Such persons are hereafter referred to as involved parties.
- G. TESTING BY APHA OR STATE GOVERNMENT. All drug testing of APHA-approved events will be done under the direction of the APHA unless the show is being conducted in a state whose government has established drug testing procedures. Those shows that are tested by the APHA will be selected at random by the APHA office, however, the show management of any APHA event can request that a show be tested if show management agrees to be responsible for the cost associated with the testing. Any drug testing performed at the request of show management shall be conducted by the APHA staff or its designated representative.
- H. LABORATORY INTEGRITY. It shall be presumed that the sample of urine, saliva, blood or other substance tested by the laboratory to which it was sent is the one taken from the horse in question, that its integrity has been preserved, and that all the procedures of the collection and preservation, transfer to the laboratory, analysis of the sample and report received from the laboratory pertaining to the horse in question are presumed to be accurate and correct reflections of the condition of the horse during the show in which the horse was entered. The burden shall be on the responsible or involved parties to rebut the aforesaid presumptions in a hearing conducted by the Association’s Board of Directors or its appointed committee.
- I. REQUEST FOR SPECIMEN. A request by the APHA representative or its designee to take a specimen of urine, saliva, blood or other substance for testing shall not be refused by any person. Refusal to comply with such a request shall constitute grounds for immediate disqualification of the horse from further participation in the show and shall also be considered a positive drug test for purposes of this rule. Artificial induction of urination is at the option of the owner/agent.
- J. COOPERATION WITH APHA REPRESENTATIVE. Cooperation with the APHA-approved veterinarian and/or his agents and/or Association representative shall include, but not be limited to:
1. Taking the animal immediately to the location selected by the appointed veterinarian and/or his agents for testing the horse and present it for testing and presenting the registration certificate or a photocopy for the veterinarian’s report.
  2. Assist the veterinarian and/or his agent in procuring the sample promptly, including, but not limited to, removing equipment from the horse, leaving it quietly in the stall and avoiding distractions to it. Schooling, lengthy cooling out, bandaging and other delays of this type may be construed as noncooperation.

3. Polite attitude and actions toward the veterinarian and/or his agents and/or Association representative.
  4. Failure to cooperate shall be considered a refusal.
- K. HORSES SUBJECT TO EXAMINATION. Horses in competition at any APHA-sponsored or approved event or event held in conjunction with an APHA-approved show, whether or not event is approved by APHA, are subject to examination by a licensed veterinarian or an Association representative who must be approved by the APHA. The examination may include positive identification, physical, saliva, urine, blood tests, or other tests or procedures at the discretion of said licensed veterinarian necessary to effectuate the purposes of this rule. Said veterinarian may examine any or all horses in the class(es) in a show, or any horse entered in any class, whether in competition or not, or any horse scratched or withdrawn or which simply fails to appear for competition, by any other exhibitor within 24 hours prior to the class for which it has been entered. A horse which has been withdrawn from competition may be administered a prohibited substance provided the prohibited substance is declared to show management prior to a requested drug testing.
- L. TEMPORARY SUSPENSION. At such time as the APHA receives written notification of a positive drug test involving a violation of the rule, all "responsible parties" shall immediately be placed on temporary suspension and denied all privileges of the Association, pending hearing on the matter. The APHA shall mail written notification of this action to the responsible parties and shall also give notification via telephone when possible. Any responsible party will be charged a restitution fee upon receipt of notice to APHA of a positive drug test. See fee schedule in front of Rule Book.
1. Post Bond. Each responsible party may post a bond fee at which time that party will be allowed to participate in all APHA events and activities until such time as a hearing is held. See fee schedule in front of Rule Book.
  2. Certified Check. The bond must be in the form of a certified check or money order made payable to the APHA. The bond will become effective at such time as it is received in the APHA office.
  3. Bond Returned. If it is determined after the hearing that there has been no violation of this rule, the bond will be returned. If it is determined after the hearing that there has been a violation of this rule, the bond will be automatically forfeited to the APHA drug testing fund. This bond forfeiture is in addition to any other penalties or disciplinary action that may be taken against the responsible or involved parties.
- M. HORSE SUBJECT TO PENALTIES. The horse involved, as well as the responsible or involved parties, may be subject to, but not limited to, the following penalties where appropriate.
1. Barred. Barred from competition.
  2. Forfeiture. Forfeit awards, or monies, or points or placings, thereby moving up horses placing behind the disqualified horses and possible redistribution of awards, or monies, or points, or placings.
  3. Certificate Relinquishment. Relinquishment of the horse's registration certificate to the Association for a specific period of time. Although ownership of such horse may, thereafter, be transferred to another party, the transfer of ownership will not dissolve or shorten the terms of disciplinary action.
  4. Penalties or fines.
  5. Suspension.

## **SC-090. Show Approval**

- A. APPLICATION FORMS. Any organization, club or individual may request their show or contest, and the results, be approved by APHA by submitting the appropriate show approval application and applicable fees.
- B. SELECTION OF JUDGES. Judges must be selected from the current approved list of the American Paint Horse Association and/or specialty association as outlined in Rule JU-000.C.1., effective January 1 of the current year.
- C. FORM POSTMARKED DATE. An application form(s) shall be postmarked, postal meters are not acceptable, to the APHA at least ninety (90) days prior to the first day of the show. Show approval applications should be submitted electronically. The application(s) must be accompanied by a non-refundable member or non-member fee, per judge per show application fee. See fee schedule in front of Rule Book.
- D. FORM POSTMARKED LATE PENALTIES.
  - 1. Postmarked Less than Ninety (90) Days. Show applications postmarked less than ninety (90) days prior to the show or contest entry deadline or show date, whichever comes first, may be approved with a late penalty fee per judge per show application fee, non-refundable. Late fee is in addition to member or non-member application fee. See fee schedule in front of Rule Book.
  - 2. Postmarked Less Than Sixty (60) Days. Show applications postmarked less than sixty (60) days prior to the show or contest entry deadline or show date, whichever comes first, may be approved with a late penalty fee per judge per show application fee, non-refundable. See fee schedule in front of Rule Book.
  - 3. Postmarked Less Than Thirty (30) Days. Show applications will not be approved if postmarked, no postal meters accepted, less than thirty (30) days prior to the show or contest entry deadline or show date.
- E. CLASS LIST SUBMISSION. Approval of a show will not be granted until a show bill or premium list in scheduled order and date for such show is received by the APHA. Once the show bill or premium list is submitted, the list of classes can be amended up to 30 days prior to show by written notification to APHA. See Rule SC-120.
- F. ADDITIONAL INFORMATION. All additional required information needed in order to approve a show, should be received in the APHA office no later than 30 days prior to the starting date of the show. This includes class lists, show bills, judge names and any other information required by the performance department. If information is not received within this recommended time frame, future show approvals may be affected.
- G. DENYING OR RESTRICTING ENTRIES. Any show that denies or restricts entries in any one of the events listed in SC-175, SC-180 or SC-190 will not have their show results approved.
- H. SHOW APPROVAL NOTIFICATION. Show or contest officials will be notified by the APHA if their show or contest is approved or what factor(s) need to be rectified so that the show or contest may be approved. If a certain class is not approved, it may not prohibit the approval of the remaining classes.
- I. SHOW WEEK-END APPROVAL. Show applications are approved based upon the date of the week. An APHA-approved show having been held the previous year is considered an established show and has priority to reserve identical days per calendar week for the current year until terminated by APHA.

- J. MILEAGE BETWEEN SAME SHOW DATE SHOWS. A show may be approved on the same date as another APHA-approved show if the two are not located within 200 highway miles (321.869 km) of each other, with the exception of state, regional and county fairs, and major livestock shows which may be on the same date as another approved show despite proximity. The last sponsor of any individual show has the right to sponsor the show in the following year, provided their application complies with SC-090.C. & K. Exception: Europe (Zone 12) - A show may be approved on the same date as another APHA-approved show if the two are not located within 250 kilometers (155.3 miles) of each other.
- K. PRIORITY OF SHOW DATES. Show dates are not the property of individuals or clubs. In the event the previous sponsor does not obtain approval for the show date, then the regional or state club has first priority on the date. A show not approved or held the prior year is considered a new show. Additionally, a show which changes sponsoring body (the individual or regional club financially responsible for holding the show) or the show name or changes location more than 250 miles (402.336km) is considered a new show without priority for days.
1. Mileage Waiver. If all affected show managements agree to waive Rule SC-090.J., then and in that event, approval may be granted.
  2. Mileage Limitation, U.S. and Canada. The mileage limitation between shows does apply to shows between the United States and Canada.
  3. Cancellation of Show Dates. Sponsors of shows who cancel their dates must notify the APHA Performance Department IMMEDIATELY so the date(s) can be made available to another sponsor.
  4. Show Approvals on APHA Sponsored Show Dates. Single-judge shows will be approved by the APHA during the same dates that an APHA-sponsored show is held. Paint-O-Ramas and two-judge shows may be approved during APHA sponsored shows with a 600-mile (965.606km) restriction.
  5. Traditional Holiday Weekends. All APHA regional clubs who have received approval from the Board of Directors to host shows on traditional holiday weekends on a permanent basis will continue to receive approval under the following requirements:
    - a. This policy applies only to approved APHA regional clubs.
    - b. The mileage restriction will apply to new shows requesting the same dates on which the traditional holiday weekend falls.
    - c. The mileage restrictions would not apply to shows established on the two numbered weekends that are affected by the reserved traditional holiday assignment(s) and calendar shifts.
    - d. The show must be held in the same state.
    - e. The show must be held each year. If the show is not held, the club forfeits that traditional holiday weekend.
    - f. New traditional holiday weekends will not be given after January 1, 1986.
    - g. This rule is retroactive to January 1, 1985.
  6. No new shows may be submitted for approval the same weekends as Annual Membership Meeting in the U.S. or Canada. See SC-090.K., for explanation of a "new show." Exception: Zone 12, 13 and 14.
- L. NAME OF SHOW. All shows or contests approved by the APHA shall be named, advertised, listed and otherwise referred to as a Paint Horse Show. The words "Champion" or "Championship" are reserved for shows sponsored by the APHA. Nor shall any individual or organization use the words, World, National, or International in connection with any sale, futurity, or other activity sponsored by such individual or organization which states or infers that the same is approved by the APHA without the written permission of APHA.

- M. APPROVAL DENIED OR WITHHELD. Withholding approval of regional club sponsored shows will be in accordance with Article VII, Section 3.C and SC-090.L
- N. APHA RULES TO BE USED. The rules as set out in this APHA Rule Book shall be used at all approved shows, unless otherwise approved by the Chief Executive Officer of the APHA. Failure to follow the APHA Rule Book in conducting the show may result in future approval of shows being denied and/or possible disciplinary action. The Board of Directors would decide such cases.
- O. FAILURE TO PAY SERVICES. The sponsor or sponsors of any APHA-approved show which fails to pay for any services rendered by a third party (i.e. judges fees, cattle fees, facilities, or to pay premium money to exhibitors, etc.) in connection with the holding of an approved show will be denied APHA approval for future shows until all fees are paid.
- P. TITLES RESERVED. The following titles shall be reserved for exclusive use by APHA: APHA WORLD CHAMPIONSHIP SHOW, APHA WORLD CHAMPION HORSE and APHA RESERVE WORLD CHAMPION HORSE; APHA INTERNATIONAL CHAMPIONSHIP SHOW, APHA INTERNATIONAL CHAMPION HORSE and APHA RESERVE INTERNATIONAL CHAMPION HORSE; AjPHA YOUTH WORLD SHOW, AjPHA WORLD CHAMPION HORSE, and AjPHA RESERVE WORLD CHAMPION HORSE and APHA NATIONAL CHAMPIONSHIP SHOW, APHA NATIONAL CHAMPION HORSE and APHA RESERVE NATIONAL CHAMPION HORSE.

### **SC-095. Minimum Requirements for Shows**

- A. APPROVAL. For shows with 3 or more judges the following halter classes for stallions, mares, and geldings must be offered in the Open division to receive approval:
  - 1. Two (2) Halter classes.
    - a. Junior, 2 and Under
    - b. Senior, 3 and Over
  - 2. Performance. Four (4) Performance contests. Rule SC-190.A.
- B. AGE DIVISIONS. Age divisions may be added for halter and performance events if entries justify. See Rule SC-185.E.
- C. An APHA approved show may hold concurrent classes with other equine associations. The horses will work one time for each class and the judge(s) will judge the class for exhibitors in the APHA and the other equine associations concurrently.

### **SC-096. APHA Special Events**

- A. Organizations or individuals wishing to stage or sponsor APHA Special Events (i.e. team pennings, cuttings, reinings, team ropings, mounted shootings, dressage competitions, etc.) must obtain approval of the APHA if the results of such events are to be recognized and points are to be awarded to the horses which place sufficiently high in that event. Approval does not carry over from year to year, but must be obtained for each individual event. All rules, regulations and fees pertaining to APHA shows will be followed in APHA Special Events.
  - 1. A special event is limited to two judges in the arena at any given time and held on one or more consecutive days.
    - a. Restricted judges may be hired for specific classes as outlined in Rule JU-000.C.
  - 2. Mileage restriction: Rule SC-090.J. applies only if the regular APHA-approved show includes the special event classes.

3. A special event can be held on contiguous dates and within 250 miles of any other APHA-approved show. However, a maximum of 2 special events can be held on contiguous dates and within 250 miles of each other.
4. Maximum events: A maximum of 3 Special Event categories may be held as listed below.
  - a. Special Event
 

Category I	<ul style="list-style-type: none"> <li>Halter</li> <li>Ranch Conformation</li> <li>Color Class</li> <li>Longe Line (Yearling and 2YO)</li> <li>Longe Line (3YO &amp; Older) (Zone 12, 13, 14)</li> </ul>
------------	--
  - b. Special Event
 

Category II	<ul style="list-style-type: none"> <li>Barrel Racing</li> <li>Pole Bending</li> <li>Stake Race</li> <li>Goat Tying</li> </ul>
-------------	---
  - c. Special Event
 

Category III	<ul style="list-style-type: none"> <li>Reining</li> <li>Ranch Reining</li> <li>Western Riding</li> <li>English Versatility Pattern</li> <li>Western Versatility Pattern</li> <li>Ranch Riding</li> <li>Trail</li> <li>Ranch Trail</li> <li>In-Hand Trail Yearling</li> <li>In-Hand Trail (Yearling &amp; 2YO)</li> <li>In-Hand Trail (3YO &amp; Older) (Zone 12, 13, 14)</li> <li>Utility Driving</li> </ul>
--------------	--
  - d. Special Event
 

Category IV	<ul style="list-style-type: none"> <li>Hunter Hack</li> <li>Hunt-seat Equitation Over Fences</li> <li>Jumping</li> <li><b>Green</b> Working Hunter</li> <li>Working Hunter</li> </ul>
-------------	---
  - e. Special Event
 

Category V	<ul style="list-style-type: none"> <li>Breakaway Roping</li> <li>Tie-Down Roping</li> <li>Steer Stopping</li> <li>Team Roping Heading</li> <li>Team Roping Heeling</li> <li>Timed Team Roping</li> <li>Ranch Sorting</li> <li>Team Penning</li> <li>Cutting</li> <li>Ranch Cutting</li> <li>Working Cow Horse</li> <li>Boxing</li> <li>Ranch Boxing</li> <li>Ranch Box Drive</li> <li>Ranch Cow Work</li> </ul>
------------	---
  - f. Special Event
 

Category VI	<ul style="list-style-type: none"> <li>Hunter Under Saddle</li> <li>Pleasure Driving</li> <li>Western Pleasure</li> <li>Ranch Pleasure</li> <li>Ranch Rail Pleasure</li> </ul>
-------------	--
  - g. Special Event
 

Category VII	<ul style="list-style-type: none"> <li>Showmanship</li> <li>Hunt-seat Equitation</li> <li>Western Horsemanship</li> </ul>
--------------	---



h. Special Event  
Category VIII

Ranch Conformation  
Ranch Pleasure  
Ranch Trail  
Ranch Reining  
Ranch Cow Work  
Ranch Riding  
Ranch Boxing  
Ranch Box Drive  
Ranch Rail Pleasure

i. Special Event  
Category IX

Mounted Shooting

j. Special Event  
Category X

Dressage

5. Classes may be offered in each division (open, amateur, youth, green, novice amateur, novice youth, amateur walk-trot, etc.) within a Special Event category.
6. All other rules in the General Show and Contest section of the APHA Rule Book shall apply.
7. For NCHA dual-approved Special Events, see Rule SC-287.
8. For Ranch Horse Special Events, see Rule SC-301 - SC-312.
9. For Mounted Shooting Special Events, see Rule SC-313.
10. For Dressage Special Events, see Rule SC-314.
11. For Speed Event Special Events, see Rule SC-289.

### **SC-100. Single-Judge Shows**

---

- A. SINGLE-JUDGE SHOW. A single-judge show is limited to one judge in the arena at any given time and held on one or more days.
1. Single-judge shows may also offer a clinic in conjunction with the show with the official judge serving as clinician as long as the show is not held in conjunction with an APHA approved POR. Clinicians must be approved by the APHA.

### **SC-105. Multiple-Judge Shows**

---

- A. Multiple-Judge shows are two-judge shows, Paint-O-Ramas or Zone Shows.
- B. Multiple-Judge shows, when held in combination with other APHA-approved shows, are limited to a maximum of ten (10) judges in the arena judging independently at one time on one or more consecutive days.
1. Shows held back-to-back with another APHA-approved show may be held by different sponsors as long as the two sponsors are in agreement to hold them back-to-back.
    - a. Such shows must be separate shows on two or more days with different judges for each show. Classes may not be combined with all judges judging on the same date, unless otherwise specified.
  2. Only show applications deviating from Rules shall be reviewed by the APHA Board of Directors.
  3. An entry in a multiple-judged show will be considered an entry under all judges and all show fees will be assessed accordingly.
  4. Multiple-judge shows must have each judge work independently. There shall be no consultation or visiting between judges during the actual judging, except that judges may consult regarding whether a disqualification, 5 point penalty or 3 point penalty occurred in any scored class in any division if a scribe, show manager, ring steward or other person designated by show management is present during the consultation. Show management must provide a competent scribe for any judge if he or she requests one when signing a contract.

5. Concurrent judging is allowed. When two shows are held back-to-back on the same date, the following classes may be judged simultaneously with all judges in the arena at any given time: Halter, Color Classes, Longe Line, Reining, Ranch Classes, Western Riding, Pleasure Driving, Utility Driving, Over Fences Classes, Speed Classes, Cattle Classes, and Rail Classes.

a. Exception: Trail, In-Hand Trail, Showmanship, Hunt-seat Equitation, and Western Horsemanship must be judged in split arenas with separate courses/patterns for each set of show judges. If rail work is requested by any judge in Hunt-seat Equitation or Western Horsemanship, exhibitors will do rail work one time to all judges. Separate arenas can be split arenas or separate areas of the show grounds.

6. The results of the Grand and Reserve Champion classes will not be announced until all judges for that day have completed their judging on the respective sex division of the Grand and Reserve Champion classes.

#### 7. Judging of Classes.

a. Main judges should be used to judge all classes offered.

b. Ancillary judges may be used to assist a main judge and the classes to be judged shall be publicized prior to the show. They will be aligned with one main judge so that together they will judge the full slate of classes offered. An ancillary judge cannot be aligned with more than one main judge at the same show.

c. In a multi-judge shows, all judges do not have to be present in the speed event classes; however, there must be a minimum of one judge judging the classes.

#### C. Two-Judge Shows.

1. A two-judge show is limited to two (2) judges in the arena at any given time and held on one or more consecutive days.
2. Two-judge shows may also offer a clinic in conjunction with the show with one or both of the official judges serving as clinician as long as the show is not held in conjunction with an APHA approved POR. Clinicians must be approved by the APHA.
3. Two-judge shows offered with a clinic are not required to offer the minimum class requirements outlined in SC-095 pending APHA approval.
4. One show must be completed before another show starts with the exception of holding the two shows in separate arenas as in (c.) above.
5. Any person, organization or regional club may hold these types of shows.
6. The number of these types of shows allowed per year is unlimited.
7. These shows may only be held at the exact same location.

#### D. Paint-O-Ramas.

1. These shows must be sponsored and operated by an official APHA Regional Club.
2. These shows are limited to three (3) or four (4) judges on one or more consecutive days, not to exceed four (4) judges in the arena at any given time.
3. The number and location of Paint-O-Ramas which each APHA Regional Club is entitled to have within its state(s) or province(s) or country shall be determined by the following:
  - a. Any APHA Regional Club may have a maximum number of two (2) Paint-O-Ramas per year.
    - 1) EXCEPTION: Any APHA regional club whose province, territory or state located within Zone 10 may hold a maximum of four Paint-O-Ramas per year.

2) EXCEPTION: **Recognized livestock** shows and state fairs may hold one Paint-O-Rama with up to **four (4)** judges per year without APHA Regional Club sponsorship.

b. No APHA Regional Club may sell or assign its Paint-O-Rama sponsorship to any other club.

c. No APHA Regional Club may host a Paint-O-Rama outside its state(s) or province(s) or country unless co-sponsoring with a regional club within the state, province, or country where the Paint-O-Rama is being held.

E. Zone Shows.

1. Each zone is eligible for one Zone Show per year.

2. Each Zone Show is limited to a maximum of six (6) judges on two or more consecutive days.

3. Each Zone Show must be coordinated and sponsored by a Zone Coordinating Committee consisting of representatives from each state and/or Regional club of the zone. See Article VIII.

4. Guidelines furnished annually by the Association must be followed for Zone Show approval. See Article VIII, Zone Coordinating Committees.

## **SC-110. Show Manager**

A. ELIGIBILITY. Any APHA member in good standing who can furnish proof that they have completed the APHA approved show management certification or are capable through ability or experience and are familiar with APHA rules may act in the capacity of show manager. Joint and/or farm/ranch memberships do not satisfy the membership requirement.

B. PERSON IN CHARGE. The show manager shall be the person in charge of the Paint Horse division of the show or contest. MANDATORY attendance of the show manager on the show grounds is required while he/she is in charge.

C. ENTRY BLANKS, PREMIUM LISTS AND CATALOGS. The show manager shall have the jurisdiction over preparing and mailing all entry blanks, premium lists and catalogs. He shall enforce the arrival and departure times as shown in the premium list or as advertised.

D. RESPONSIBILITIES. The show manager shall at all times extend every effort to satisfy the comfort of the horses, the exhibitors, the spectators and the officials. He shall be held responsible for maintenance of clean and orderly condition throughout the show or contest.

E. AUTHORITY. The show manager shall have the authority to enforce all rules referring to the show or contest. He may excuse any horse or exhibitor from the show or contest prior to or during the judging for the safety of other horses or the spectators or remove an exhibitor for unsportsmanlike conduct.

F. SHALL NOT ACCEPT ADDITIONAL ENTRIES. Additional entries for any class may be accepted until the last exhibitor completes the pattern in any individual working event or the gate is closed in any rail/group class. Show management may post other specific entry deadlines at each show if necessary.

G. IDENTICAL CONDITIONS FOR ALL. He shall make sure all obstacles, barriers, starting lines, markers, etc., are returned to their original position for each contestant so that conditions are identical for all contestants.

H. ARENA GATES OPEN OR CLOSED. The show management shall use his judgment on whether the show arena gates will be open or closed during timed events. EXCEPTION: YP-080.L. His decision shall be based upon the condition and layout of the show arena.

I. ANNOUNCE PLACINGS. The show management must announce placings in all classes under all judges of all contestants one through seven places after the class is complete. This will allow exhibitors and their horses **to be properly recognized.**

J. RETAIN COPIES OF JUDGE'S CARDS. At the close of the show or contest, the show management shall retain copies of the original signed judge's placing cards, copy of the show results and entry cards for at least one (1) year from date of show.

## **SC-115. Show Secretary**

---

- A. **ELIGIBILITY.** Any APHA member in good standing who can furnish proof that they have completed the APHA approved show management certification (excluding Zones 12, 13 and 14) and are familiar with APHA rules may act in the capacity of show secretary. Joint and/or farm/ranch memberships do not satisfy the membership requirement.
1. The show secretary may not hold the position of show manager or ring steward at a show at which he/she serves as show secretary.
  2. The show secretary shall be the primary person responsible for verifying exhibitor and horse's eligibility and correctness of show results, thus requiring MANDATORY attendance of the show secretary on the show grounds throughout the duration of his/her responsibilities at the show.
- B. **RESPONSIBILITY.** The responsibility of the show secretary shall be to:
1. Serve as primary contact for show results by maintaining and recording both entries and show results. If a horse is disqualified, it is not to be placed, regardless of the number of horses in the class, but counts as an entry in the class.
  2. The show secretary must postmark the show results within ten (10) days of the last date of the show.

## **SC-120. Premium Lists and Prizes**

---

- A. **PREMIUM LIST ENTRY FEES.** Premium lists and entry forms should be printed in order to insure uniformity. All shows must abide by the entry fees listed on their premium lists.
- B. **PRIZES OFFERED.** If money prizes are offered, the fixed amount of each prize shall be stated in the premium list. Special prizes do not have to appear on the premium list but it is recommended because it enhances the attractiveness of the show or contest. The show committee is not required to award any existing unwon prizes.
- C. **CONTENT.** The premium list shall contain a list of officers of the show or contest and the names of the Paint Horse officials. The exact location of the show must be specified and the date or dates to be held; also, the closing date of entries and the exact date and starting time, a list of APHA approved classes in the order to be held and the name of the judge for each day. See Rule SC-160.I & J.
- D. Failure to provide published or advertised monies, scholarships, prizes or awards at APHA-approved shows may result in disciplinary action against the regional club, show management or show sponsors at APHA's sole discretion. Written complaints with supporting evidence regarding the announced awards, etc. should be submitted to APHA within 90 days of the date the items were to be awarded. The Chief Executive Officer shall have the authority to take appropriate action or to schedule a disciplinary hearing before the APHA Board of Directors. Such appropriate action, if warranted, may include, but not be limited to future denial of show approvals, revocation of club charters, fines and/or suspensions.
1. Show sponsors/management must take the necessary steps to assure that all monies, prizes, awards or scholarships can be distributed as advertised, including but not limited to, escrow of funds to accomplish same. Failure to do so can result in possible disciplinary action. (See Article VII regarding regional clubs or show sponsors. Also, Rule GR-070 regarding disciplinary actions.)

## **SC-125. Show Results**

---

- A. **SUBMISSION OF SHOW RESULTS.** Show results must be postmarked, dated, postal meters are not acceptable, within ten (10) calendar days from the last scheduled day of the show or a late fee will be assessed.

Show results consist of both electronic results (in the format specified by the APHA Performance Department) and original, signed, final judges' card(s) and electronic or copies of judges score sheets for all scored classes. Score sheets may be submitted to APHA electronically. Show results not submitted electronically will be assessed a special handling fee. Show management must return completed judges evaluation forms provided in show packet in order for show results to be processed, or any future show approvals will be denied until evaluation forms are completed and returned to the office. Shows which are more than thirty (30) calendar days delinquent in filing their results are to be listed in the Paint Horse Journal.

- B. **SHOW ASSESSMENT FEES.** Show Management must collect a fee per entry per show (Judge) for single, two judge, special event shows, Paint-O-Ramas and Zone Shows and forward to the APHA office in order for show results to be processed. See Rule GR.055.A. See fee schedule in front of Rule Book for specific show assessment fees.
- C. **CANCELLATION DEADLINE.** Failure to notify the Association of a show's cancellation within ten (10) days of the last scheduled show date may result in future approval being denied.
- D. **RETAINING RECORDS.** At the close of the show or contest, the show management shall retain copies or duplicates of the judge's original, signed, final placing cards, copy of show results as received from APHA and show entry cards for one (1) year from date of show.
- E. **PUBLICATION AND CORRECTION OF SHOW RESULTS.** Show results of approved shows and contests will be listed on the Official Association Website. A period of one year from the date of the show will be allowed for a correction of show results. After that date, no request for show result correction will be considered. It is the responsibility of the owner of record at the time the horse is exhibited to notify APHA of any possible errors in show results.
- F. **DISCREPANCIES.** Discrepancies between APHA-approved show classes and classes actually offered and conducted at the show shall be presented to the Board of Directors for judgment when properly submitted by the contestants or show management.

### **SC-135. Ring Steward**

- A. **QUALIFICATIONS.** A competent ring steward will be required at all approved shows. Any reputable person may act in the capacity of ring steward who can furnish proof that he is capable through ability or experience and is familiar with the APHA rules.
- B. **LARGE CLASSES.** A good ring steward makes the work of the judge much easier by relieving the judge of unnecessary details. If the class is too large, the ring steward will inform the judge of the size of the incoming class so the judge may divide the class if he wishes to do so. By assembling the class promptly, he will be able to keep the judging program on schedule and eliminate long delays between classes.
- C. **HORSES PRESENT OR ABSENT IN CLASS.** The ring steward will notify the judge when all horses are present for each class and call his attention to those horses which are absent. This information will be placed on the record which the steward marks after each class has been judged.
- D. **ASSIST THE JUDGE.** The ring steward(s) must have in mind that they have been selected to help the judge—not advise him. Steward shall carefully refrain from discussing or seeming to discuss the horses or the exhibitors with the judge. Stewards shall not take part, or seem to take part, in any of the judging. When steward is not actively engaged in his duties, steward shall place themselves in such a position so as not to interfere with the judging and the view of the spectators. Steward must not allow the exhibitors to crowd up in the ring or arena and should, at all times, endeavor to keep the possibilities of an accident at a minimum.

- E. **AUTHORITY AND ACTIVITY IN THE RING/ARENA.** The ring steward has charge of the activity in the ring or arena. The ring steward shall act as mediator between the judge and the exhibitor. The judge should request the steward to move and place horses as he advises. When the ring or arena size is small and the class entries are large, steward should survey the situation and take every precaution to keep the horses moving until the judge is ready for them to be judged. Steward has the authority to ask an exhibitor to remove his/her horse for the safety of other horses or the spectators or remove an exhibitor for unsportsmanlike conduct.
- F. **GRAND AND RESERVE JUDGING.** When the judge has completed the judging of halter classes of one sex division, then the steward shall call all first and second place class winners into the ring. Steward shall assemble the first place class winners in one line and the second place class winners in another.

### **SC-140. Veterinarian**

---

- A. **LICENSED VETERINARIAN.** Any licensed veterinarian may officiate in the capacity of horse show veterinarian.
- B. **HEALTH REQUIREMENTS.** Health requirements should be outlined in the catalogs and on the entry blanks and enforced by the show management and veterinarian at facilities where required.

## **Show Awards**

---

### **SC-155. Ribbons**

---

- A. **SEVEN PLACINGS.** Each class must be placed through the seventh horse, or whatever number is present. If a horse is disqualified, it is not to be placed even if there were fewer than **seven (7)** qualified horses in the class.
- B. The following schedule of ribbons is recommended for all shows and contests. Ribbons to seven places.
- |                  |                         |
|------------------|-------------------------|
| 1st place—blue   | 5th place—pink          |
| 2nd place—red    | 6th place—green         |
| 3rd place—yellow | <b>7th place—purple</b> |
| 4th place—white  |                         |
- Grand Champion Stallion, Mare or Gelding—purple  
Reserve Champion Stallion, Mare or Gelding—purple & white

## **Show Rules**

---

### **SC-160. General Show Rules**

---

- A. **ELIGIBILITY TO SHOW.** A show must be open to all Paint Horse members in good standing with the APHA to gain approval. All exhibitors and owners must possess a current APHA/AjPHA membership in order to show in APHA-approved classes. No exhibitor or owner may be required to be a member of any organization other than APHA in order to compete in an approved class. Show management must inspect the current card, legible photocopy of the current card or a temporary card at each show. Application/renewal for an APHA or AjPHA membership card shall be made on a form provided by APHA, available from them at no charge, and returned with applicable fees as provided. A temporary membership card may be applied for through the show secretary at an APHA-approved show. See Rules GR-020.H., AM-015.A. and YP-005.A.
1. **Age.** The minimum age of an exhibitor will be five (5) years of age with the exception of Leadline. For APHA purposes, the age of an individual on January 1 shall be maintained throughout the entire calendar year.
  2. A youth must be at least 16 years of age to exhibit a stallion in open classes. See Rule YP-080.B.1.

- B. DENYING OR RESTRICTING ENTRIES. Any show that denies or restricts entries in any one of the events listed in SC-175, SC-180 or SC-190 will not have their show results approved.
- C. REGISTRATION PAPER INSPECTION. Show management must inspect the registration certificate or photocopy of registration certificate of each horse entered in an approved class. Entries shall be made in the name of the recorded owner.
- D. ENTRY NUMBERS.** *Entry numbers must be assigned to horses, not exhibitors, and the exhibitor must display the correct number assigned for the horse being exhibited in APHA approved shows. If exhibitor elects to display the entry number on the saddle pad in performance events, it must be correct on both sides. Failure by exhibitor to display the correct number and in a visible manner while being judged shall result in disqualification from the class. Exception: In timed events, all cattle events, ranch horse classes and reining, one correct number displayed on the saddle pad is acceptable.*
- E. ENTRY WITHDRAWAL. Any contestant withdrawing from a contest after entering shall forfeit his entry fee and all go-round or day money which may be accruing to him at the time of his withdrawal; except, that in case of incapacitating sickness or injury to himself or his horse, or serious illness or death of the contestant's family, all prize monies won by him to that point in the contest shall be paid.
- F. EXHIBITOR RESPONSIBILITY. Exhibitors are responsible for:
1. Being knowledgeable of and following the current rules as set forth by APHA and Show Management.
  2. Completing entry form legibly and accurately with information exactly as is printed on horse's registration papers.
  3. Pre-entering and post-entering horses in correct halter and performance classes. A horse entered in the wrong class may be transferred to its correct class prior to that class being judged.
  4. Reporting to the gate promptly for the class and notifying gate personnel of tack changes needed.
  5. Being considerate of other exhibitors and show management.
- G. EXHIBITORS WITH SPECIAL NEEDS. An exhibitor who is physically challenged and needs special accommodations may request a variance from the Board of Directors to have their special needs accommodated to be allowed to exhibit and be judged in APHA-approved classes. The Board of Directors will issue a letter to the exhibitor granting or denying the request, stating the accommodations necessary and classes to be exhibited in. The letter must be applied for at least thirty (30) days prior to the first show and on a yearly basis. The letter will be valid through December 31 of the current calendar year.
1. It is the exhibitors' responsibility to present the letter or photocopy to the show management when making their entries.
  2. It is show management's responsibility to inform the judges of special accommodations being used.
- H. ENTRY FEES.
1. All Day Fees. An exhibitor may be required to go in a set number of classes; however, no specific class may be required in order to receive all day fees.
  2. Forced Entry. An approved Paint Horse show may not require that an exhibitor enter or pay entry fees in any class to be eligible for another class. For example, a show or contest may not require entries in halter to show in performance classes, or vice versa.
  3. Paying Another Exhibitor's Entry Fee. No person shall pay another

exhibitor's entry fee for the purpose of enlarging an approved class nor shall any person accept payment of an entry fee for another to enlarge a particular class. Violation of this rule shall disqualify both horses involved in the transaction and shall be referred to the proper APHA authority for further disciplinary action as warranted.

**I. DISQUALIFIED HORSES.** Disqualified horses are not to be placed.

1. If a horse is disqualified, it is not to be placed, regardless of the number of horses in the class, but counts as an entry in the class.
2. A judge may disqualify an exhibitor and/or horse from competition for any condition the judge considers unsafe, but counts as an entry in the class.
3. Disqualification of an exhibitor and/or horse by the APHA Performance Department due to a violation of an eligibility rule set forth by the current APHA Rule Book will not be placed and the number of entries will be lowered. The total number of entries in the class and the placings of the other exhibitors may be changed.

**J. PREMIUM MONEY.** If premium money (pay back) is provided the show management must make the full premium payments. The management cannot require a portion of the premium money to be added to any open sweepstakes or championship class. It shall be the option of the exhibitor to pay his fees for a championship or other sweepstakes event.

**K. SHOW SCHEDULE TIME.** An approved show will not be permitted to start earlier than the advertised schedule.

**L. POSTING PATTERNS/COURSES OR SPECIAL INSTRUCTIONS.** All patterns, courses or special instructions for classes requiring such shall be posted at least one hour before the scheduled time of class.

**M. IMMEDIATE FAMILY.** For horse show purposes, the term "immediate family" shall include the following: spouse, mother, father, son, daughter, brother, sister, grandchild, grandparent, stepgrandparent, legal ward, in-laws (father, mother, brother, sister, son, daughter), stepchild, stepparent, stepbrother, stepsister, half-brother, half-sister, aunt, uncle, niece, nephew, or solely owned **or family-owned** corporation, ranch or farm. Persons whose relationship is legally recognized as a domestic partnership or civil union under the laws of the jurisdiction in which they sought such relationship are considered immediate family. Such ownership must be evidenced by the records of APHA. Throughout the rest of the rules, the above shall stand as ownership requirements. For Amateur and Youth eligibility and ownership see AM-010, AM-020, YP-010, YP-015. See rule GR-020.K.1 and RG-035.B.1.

**N. LAMENESS.** The judge shall examine and check for lameness of all horses brought into any class. This is essential regardless of whether or not the competition indicates it is necessary. Obvious lameness is:

1. Consistently observable at a trot under all circumstances.
2. Marked nodding, hitching or shortened stride.
3. Minimal weight-bearing in motion and/or at rest, an inability to move.
4. The judge shall communicate any lameness to their ring steward who must remove an entry from the arena at the judge's discretion. In a multi-judge show, the ring stewards must remove an entry from the arena if the majority of judges disqualify a horse due to lameness.
5. Obvious lameness is cause for disqualification.

**O. INHUMANE MANNER OF TREATMENT.** Horses entered in all events must be in good condition. Horses which appear sullen, dull, lethargic, emaciated, drawn, overly tired or show recent signs of physical abuse should not be placed in a point-earning position in the class. In severe cases, horses may be disqualified, at the discretion of the judge.



## **P. JUDGING INSTRUCTIONS.**

1. Disqualify. A judge shall disqualify an entry for prohibited attire and/or prohibited equipment or missing equipment required by APHA rules.
2. Drop Bridles. The judge will be required to drop the bridles of all horses in at least one class per show. For safety reasons, exhibitors must dismount when dropping bridles.
3. Severe Equipment. The judge may prohibit the use of bits and equipment he may consider too severe.
4. Bits. A bit cannot be physically or mechanically changed to increase the severity of its use and may be eliminated at the discretion of the judge.
5. Blood. Disqualification for abuse is at the discretion of the judge. A horse that has a cut, abrasion or injury showing clear evidence of fresh blood on (including but not limited to) the mouth, nose, chin, shoulder, barrel, flank or hip area shall be inspected by the judge for consideration of how the injury occurred and may be considered abuse. A judge's decision is not protestable.
6. A judge must submit all APHA-approved score sheets for all scored classes to show management, which should be posted for viewing (electronically or a photocopy) after each class to allow riders to evaluate their performance.
7. In all halter and performance classes, color or color patterns are not factors to be considered.

## **SC-165. Registration Requirements for Halter and/or Performance**

- A. REGISTRATION REQUIREMENTS. Effective January 1, 1969, all approved APHA shows or contest entries will be limited to Paint Horses registered in the APHA Regular Registry or APHA Solid Paint-Bred Registry.
  1. Exception: International Appendix horses are allowed to exhibit in APHA-approved classes in their respective divisions except in the US, Canada or Europe (Zone 12).
- B. FULL REGISTERED NAME MUST BE USED. Any horse registered with the APHA must be entered in any show or contest using the complete registered name and registration number to be eligible for APHA points.
- C. Effective January 1, 2025, horses registered in the Solid Paint-Bred/Breeding Stock and Identification Registries are eligible to compete with Regular Registry horses.

## **SC-170. Age Requirements**

- A. AGE DETERMINATION. For the purpose of determining eligibility for competition, the age of a horse shall be computed by the calendar year starting on January 1 of the year foaled, i.e., it is a weanling during the calendar year in which foaled, regardless of the time of year foaled; a yearling during the first calendar year following its foaling date. For example: a horse foaled any time in 2012, will be termed 1 year old January 1, 2013; 2-years-old, January 1, 2014, etc.
- B. EXAMINATION OF TEETH FOR AGE. A horse is not eligible to participate in events approved by the APHA if its age as determined by examination of its teeth does not correspond to the age shown on its registration certificate, such determination by tooth examination to be made in accordance with the current Official Guide for Determining the Age of the Horse as adopted by the American Association of Equine Practitioners.
  1. Requested Examination. Every exhibitor-owner or trainer shall, upon request by a representative of the APHA, show manager, or stewards at a race meet, permit such examination to be made by a representative of the APHA and/or licensed veterinarian. Refusal to comply with such request shall constitute grounds for immediate disqualification of the animal from

the APHA events in progress or any other APHA-approved event, and shall constitute grounds for suspension of Association membership

2. **Erroneous Age By Examination.** Should such examination show the animal's age does not correspond to the foaling date on its registration certificate, such examination shall constitute prima facie evidence that the animal's age as shown on its registration certificate is erroneous. The animal automatically shall be suspended from participating in the APHA event in progress and any future APHA-approved events pending a hearing before the Board of Directors.
  - a. **Registration Certificate Delivery.** The exhibitor, owner, or trainer shall, upon request by a representative of the APHA, show manager or stewards at a race meet, deliver the animal's registration certificate to the requesting party. The representative of the APHA, show manager or stewards at a race meet receiving the registration certificate immediately shall forward the certificate and affidavits from the person or persons making such examination and findings, to the Board of Directors of the Association.
  - b. **Hearing To Be Held.** At a time and place designated by the Board of Directors, a hearing will be held, at which time the animal's recorded owner and/or breeder shall provide evidence to substantiate the foaling date shown on the registration certificate. In absence of substantial evidence to the contrary, the Board of Directors of the Association may cancel the animal's registration and take appropriate action against the person or persons involved.

## **SC-175. Halter Class General Rules**

---

- A. **WITHDRAWING.** Any contestant withdrawing from a contest after entering shall forfeit his entry fee and all go-round or day money which may be accruing to him at the time of his withdrawal; except that in case of incapacitating sickness or injury to himself or his horse, or serious illness or death in the contestant's family, all prize monies won by him to that point in the contest shall be paid.
- B. **PROMPT ENTRY INTO THE ARENA.** All horses entered in a class to be judged must be assembled at the entrance to the arena in ample time for the judging to start promptly and to continue without delay, and shall remain there, except while competing, until dismissed by the judge, unless the judge shall otherwise direct. A tardy contestant may be denied competition.
- C. **UNREGISTERED WEANLINGS.** Only weanlings may be exhibited without a registration certificate. At APHA-sponsored shows all horses exhibited must be registered in the APHA, APQHA or APSHA. No points, awards or titles will be added to the horse's record as an unnamed weanling.
- D. **SHOW IN ONLY ONE POINT EARNING CLASS.** A horse may show in only one point-earning halter class. This does not prohibit a horse from being shown in a Youth and/or Amateur halter class in addition to the open age-group halter class of the show. See rules AM-090 and YP-085.
- E. **SPLITTING AND COMBINING CLASSES.** Show management may combine or split age groups as justified by entries if there is unanimous consent of all involved exhibitors; however, if one sex division does not have a one point earning class, then show management may combine age groups within that sex division, without unanimous consent of all exhibitors, in order to make the sex division have a one point-earning class. Performance halter classes cannot be combined with any other halter class.
  1. **Cannot Combine Non-Point and Point Earning Age Horses.** Halter classes may be combined using point-earning-age horses of the same sex. No halter class can be combined using a non-point earning age horse with point earning age horses.
- F. **SEX DIVISIONS.** No halter class can be combined which would include another sex division.

1. Exception: group halter classes.
  2. Exception: weanling stallions and geldings may be combined.
- G. JUDGING SEX DIVISIONS PRIOR TO GRAND AND RESERVE. All Open halter classes of a sex division, must be judged prior to the Open Grand and Reserve of that sex division.
- H. **WESTERN ATTIRE.** *Suitable western attire should be worn as outlined in Rule SC-235. Exception: Spurs, chinks or chaps must not be worn.*
- I. HALTER AND ARTIFICIAL TAILS. Horses shall be exhibited in a halter. Artificial tails consisting of fabric and hair are permissible.
- J. BANDAGES. In any halter class, an open leg wound may be covered by a bandage not to exceed 1½ wraps of vet wrap or similar material and not over 4 inches in width.
- K. IDEAL STANDARD FOR AMERICAN PAINT HORSES.
1. The ideal standard for the American Paint Horse Association is a horse of stock-type that is first and foremost balanced, as well as structurally correct, attractive, high quality, and well-muscled. This horse should be symmetrical from head to tail, with eye appeal that is a result of the blending of an attractive head; refined throat latch; well-proportioned, **long** trim neck; long, sloping shoulder; deep heart girth; **high wither**; short, strong back; long hip and croup. These characteristics should be coupled with straight, structurally correct legs and feet that are free of major deviation. The ideal horse should appear athletic and be uniformly well-muscled throughout with a well-defined and muscular forearm, chest, shoulder, stifle, and gaskin.
  2. The head should be short with a wide, flat forehead, small refined muzzle, gender-related jaw line; and have large, soft eyes. The ears should be small, short, and well-positioned on the head while showing alert expression. The head should be gender specific with a stallion having a defined jawbone, a mare having a reasonable sized jawbone that is not emphasized, and a gelding having a reasonable sized jawbone that is slightly larger than a mare, but less than a stallion.
  3. The neck should begin with a clean, defined throatlatch. The neck should be lean and long in relation to the balance of the individual, cylindrical in shape, and blend smoothly into the shoulder. The crest of the neck should be narrow and clean across the top. The bottom of the neck should originate high out of the chest, and the top of the neck should tie into a prominent wither.
  4. The shoulder extends from the point of the shoulder to the withers; and should be long sloping at a 45 degree angle or less, well-defined, tie smoothly and set back well into the wither, thus allowing for a full extension for an easy stride.
  5. The overall topline should appear strong and be reasonably smooth, and level **or higher** in height at the top of the withers and croup. The withers should be prominent and be the highest point on the horse's back and positioned above the heart girth area. The heart girth should be deep and proportional to the length of leg. The back and loin should be strong, and short as compared to a relatively long underline, and tie smoothly into the croup. The croup should be long and smooth turning, with a well-placed tail set.
  6. The legs should be correctly aligned and square under the body. They should **be free of blemishes with** adequate size of bone and feet, and have sloping pasterns that corresponds with the angle of the shoulder that allows for maximum shock absorbance from concussion during performance.
- L. JUDGING IN THE ARENA.
1. The judge shall make an individual examination for conformation defects, soundness and way of travel of each horse at the walk and jog-trot.

- a. Each exhibitor and horse must complete the prescribed pattern. The pattern is as follows: horses will walk to the judge one at a time. As the horse approaches, the judge (s) will step to the right (left of the horse) to enable the horse to trot straight to a cone placed 50 feet away. At the cone the horse will continue trotting, turn to the left and continue trotting. The judge may ask for any further individual examination he feels is needed. It is acceptable for the judge to inspect horses' teeth and testicles if needed as the horse approaches the judge.
  - b. After trotting, horses will be lined up head to tail for individual inspection by the judge. The judge shall inspect each horse from both sides, front and rear.
  - c. Any deviation from correct leg conformation and way of going shall be penalized. The horse must move straight and true. This is essential regardless of whether the competition indicated that it is necessary or not. The walk should be a natural, flat-footed four-beat gait. The walk must be alert, with a stride of reasonable length for the size of the horse. The jog-trot should be a smooth, ground-covering two-beat gait.
  - d. All stallions and mares will be inspected for parrot mouth or monkey mouth.
  - e. All stallions two years of age or older will be inspected for cryptorchidism.
2. Balance is the most important trait to consider when selecting the most desirable individual in any class. It is the duty of the judge to compare each individual based on which is the most balanced, eye appealing, and that exhibits the highest combination of positive traits, keeping in mind that no individual is perfect. The ideal is a horse that, simply put, is the most desirable horse in that particular class on that particular day but never based on which individual is the tallest or weighs the most. The horse should never be judged on one single trait. The judging should be based on which individual has the highest combination of the following traits: balance, structural correctness, appropriate quality gender and breed type characteristics, and high quality muscling compared to all other individuals in that class.
    - a. The most critical point to consider when evaluating balance is viewing a horse from the side profile. First, determine the equivalence of the length of the shoulder to the length of the back and to the length of the hip. Secondly, observe the proportional and equivalent relationship from the withers to the floor of the chest and the floor of the chest to the ground. The final evaluation of balance is the levelness of the top line with the withers being at least the same height as the croup, or slightly higher, particularly in a horse four years old or older. Moderate exceptions are acceptable when a horse is young and growing.
    - b. Structural correctness is the skeletal structure of the horse and is inclusive of all bones being at the proper angles to allow for balance and maximum shock absorbance from concussion during performance. Blemishes on the legs should only be considered if they contribute to a mechanical or structural unsoundness.
    - c. Overall appropriate quality, gender, and breed type characteristics; and the amount and definition of muscling should be considered as a part of determining the individual that has the most positive combination of desirable traits.
  3. Disqualifications:
    - a. Lameness. Obvious lameness is:
      1. Consistently observable at a trot under all circumstances;
      2. Marked nodding, hitching or shortened stride;

3. Minimal weight-bearing in motion and/or at rest and inability to move.
  - b. Parrot/Monkey Mouth. Defined as no occlusal contact between the upper and lower central incisors.
  - c. Cryptorchid. Cryptorchidism in a stallion that is 2 years of age or older where there is evidence of only one testicle present.
  - d. Incorrect Pattern. **Any horse that does not continuously trot around the cone and remain trotting a minimum of 2 horse lengths past the cone will be asked to re-track that portion of the pattern, with a maximum of 3 attempts. If the horse does not remain in the trot around the cone, as described, after 3 attempts they will be disqualified.** Exception: Contestants in all Youth and Amateur divisions that do not complete the prescribed pattern are not to be placed over any contestant that completes the pattern correctly, but will not be disqualified.
  - e. Setting Up-Inspection. All contestants that do not get their horse set up and standing still for inspection long enough to allow for proper inspection of all 4 sides.  
Exception: Contestants in all Youth and Amateur divisions that do not get their horse set up and standing still for inspection long enough to allow for proper inspection of all 4 sides are not to be placed over any contestant that completes the set up and inspection, but will not be disqualified.
  - f. Loose Horse. Any horse that becomes detached from its handler and is no longer under control shall be disqualified. If the initial horse exhibiting poor mannerisms causes other exhibitors to lose their horse, only the initiating horse can be disqualified. The decision of the judge will be final.
  - g. Disruptive Horse. Any horse that is disruptive, or is a danger to the exhibitor, other exhibitors or horses, may be disqualified at the judge's discretion.
  - h. Horses who Pace or Rack while tracking. Also, any individual who displays a consistent lack of control of the limbs, most regularly, the hind limbs while tracking. This type of track is commonly associated with neurological disorders.**
4. Faults.
- a. Severe Faults in Balance:
    1. **Extremely steep shoulder that visually greatly impacts the horse's proportionalism and/or causes clearly visible, consistent, improper function of the front leg**
    2. **Extremely long back, weak loin and weakness behind the withers that is very likely to impact function and greatly impacts the horse's proportionalism**
    3. **Extremely short and/or steep croup that visually greatly impacts the horse's proportionalism and very likely impacts function and/or causes clearly visible, consistent, improper function of the hind end**
    4. **Extremely unlevel from withers to croup where hip is 3 inches or greater higher than the wither**
  - b. Major Faults in Balance:
    1. Steep shoulder **that obviously impacts proportionalism**
    2. Long back **that obviously impacts proportionalism**
    3. Weak loin **that obviously impacts strength and levelness of topline**
    4. Short croup
    5. Steep croup

6. Weakness behind the withers
  7. Shallow heart girth
  8. **Very** short legs or long legs in relation to the heart girth
  9. **Very** unlevel from withers to croup
  10. **Very** unproportional with the shoulder, back or hip being greatly different in lengths when viewed from the side
- c. Minor Faults in Balance:**
1. Moderate slope to the shoulder
  2. Slightly long in the back
  3. Slightly weak in the loin
  4. Slight steepness to the croup
  5. Slight rounding of the croup
  6. Slight weakness or dip behind the withers
  7. Slightly shallow in the heart girth
  8. Shorter legs or longer legs than depth of heart girth
  9. Slightly **low** from withers to croup
  10. Slightly **disproportionate**, with the shoulder, back or **hip** being **greatly** different lengths when viewed from the side
- d. Severe Faults in Structural Correctness:**
1. ***An extremely steep shoulder which significantly impacts length of stride, and/or that impacts the position of the front leg, where it is consistently and obviously misaligned impacting proper function***
  2. ***An extremely long and/or weak back that is obviously so weak it would likely impact function***
  3. ***Front legs from the front or the side with obvious and consistent deviation from proper alignment such that the fault greatly impacts movement and correct function of the leg. These severe faults can include; sub-luxated front ankles and severely sub-luxated knees, severe bench knees, severe calf knees, severely in-set knees, severely deviated cannon bones to the inside or outside of the knee***
  4. ***Hind legs from the side or rear with obvious and consistent deviation from proper alignment such that the fault greatly impacts movement and correct function of the leg. These severe faults can include; severely bowed hocks, severely inset hocks, severe set to the hock, less than 110 degrees, severe straightness to the hock at 180 degrees or greater, sub-luxated hind pasterns***
- e. Major Faults in Structural Correctness:**
1. Steep shoulder that only allows for 4 or less inches of depth of chest
  2. Long back that gives the appearance of being much longer than the shoulder length and hip length when viewed from the side
  3. Weak back that gives the appearance of being much more than two inches from the top of the withers
  4. Front legs from the front when the knee joint is obviously to the inside or outside of a straight line
  5. Front legs from when the fetlock joint is obviously deviated to the inside or outside of a straight line
  6. Front legs from the front when the hoof is severely deviated to the inside or outside of a straight line possibly causing interference when tracking
  7. Front legs from the side when the knee is forward of a straight line and can never come close to locking into a straight line
  8. Front legs from the side when the knee is anywhere behind a straight line or referred to as calf-kneed

9. Front legs from the side when the pastern is directly above and runs straight from the pastern joint to the hoof with little or no angle
  10. Rear legs from the rear when the point of the hock is obviously to the inside or outside a straight line running from the point of the hip
  11. Rear legs from the rear when the hooves are obviously deviated to the inside or outside of the straight line from the point of the hip
  12. Rear legs from the side when the hock joint itself (only looking at the hock joint) is anything greater than a 160 degree angle or less than **140** degrees
  13. Rear legs from the side when the **hind** pastern joint is directly above and runs straight from the pastern joint to the hoof with little or no angle
- f. Minor Faults in Structural Correctness:**
1. Steep shoulder that allows for some depth of chest but not at the proper 45 degree angle
  2. Long back that is longer than the shoulder or hip lengths when viewed from the side
  3. Weak back that is less than two inches from the top of the withers to the back, but still shows weakness
  4. Front legs from the front where there is a slight deviation of the knee joint to the inside or outside of a straight line
  5. Front legs from the front where the fetlock joint is **slightly** deviated to the inside or outside of a straight line
  6. Front legs from the front when the hoof is deviated to the inside or outside of a straight line, but not severe enough to interfere when tracking
  7. Front legs from the side when knee is slightly forward of a straight line and can lock into a straight line
  8. Front legs from the side when the knee is only slightly behind the vertical or slightly calf-kneed
  9. Front legs from the side when the pastern has some angle from the pastern joint to the hoof, but not enough angle to give proper concussion
  10. Rear legs from the rear when the point of the hock is to the inside or outside of a straight line running from the point of the hip
  11. Rear legs from the rear when the hooves are deviated to the inside or outside of a straight line from the point of the hip
  12. Rear legs from the side when the hock joint itself (only looking at the hock joint) is slightly outside the boundaries of ideal which vary from **140** degrees to **160** degrees
  13. Rear legs from the side when the pastern joint has some angle, but lacks the correct angle to give proper concussion
- g. Severe Fault in Quality, Gender or Breed-Type Characteristics: The horse shall be heavily penalized, so as to not be placed over a horse in a point-earning placing.**
1. Horses 14 hands or less
  2. **An excessively poorly conformed head that severely detracts from the overall quality, eye appeal and/or breed or sex characteristics of the horse, due to any combination of the traits listed below:**
    - a. **Excessively long head**
    - b. **Excessively Roman nosed**

- c. **Extremely Pig eyed**
- d. **Excessively narrow between the eyes**
- e. **Excessively Long Ears**
- f. **Extremely Floppy ears**
- g. **Extremely Poor set ears or ears with bad expression**
- 3. **An excessively poorly conformed neck that severely impacts overall proportionalism, eye appeal, proper balance point for back and hip in motion, and/or depth of chest, as a result of any combination of traits listed below:**
  - a. **Extremely deep and thickened throatlatch**
  - b. **Extremely short neck in relation to the back and hip, 3 vertebrae or greater shorter than back or hip**
  - c. **Extremely thick neck**
  - d. **Extremely low tying neck**
  - e. **Extremely wide and thickened crestline**
- h. **Major Fault in Quality, Gender or Breed-Type Characteristics:**
  - 1. **Very** long head
  - 2. Roman nose
  - 3. Pig eyed
  - 4. **Very** long ears
  - 5. **Very** narrow between the eyes
  - 6. **Large** bulge between the eyes
  - 7. Floppy ears
  - 8. **Very poor** set ears or ears with bad expression
  - 9. **Very thickened throatlatch**
  - 10. **Much shorter neck in relation to the back and hip**
  - 11. **Very thick neck**
  - 12. **Very low tying neck**
  - 13. **Very wide and thickened crestline**
- i. **Minor Faults in Quality, Gender or Breed-Type Characteristics:**
  - 1. Long head
  - 2. Small bulge between the eyes
  - 3. Pin eared
  - 4. Narrow between the eyes
  - 5. Small eyes
  - 6. Long ears
  - 7. Offset ears
  - 8. Small nostrils
  - 9. **Slightly thickened throatlatch**
  - 10. **Slightly shorter neck in relation to the back and hip**
  - 11. **Slightly thick neck**
  - 12. **Somewhat low tying neck**
  - 13. **Somewhat thickened crestline**
- j. **Severe Faults in Muscling: Muscling so devoid of quality, length, width, and definition, in the shoulder, forearm, hip, stifle and/or gaskin that balance, proportionalism, depth, width and/or squareness of the horse are severely impacted. A severe fault in muscling is a horse so inadequately muscled that strength, endurance, speed and/or longevity in activity would likely be impacted due to any combination of the faults listed below:**
  - 1. **Extremely flat and light chest muscling that gives no separation through the chest**
  - 2. **Shoulder muscling from the side that appears to be a third of the length of the back or hip**
  - 3. **Forearm muscling with no bulge or definition**
  - 4. **Completely flat appearance to the stifle muscling that is much narrower than the top of the hip**



**5. Muscling that from the point of the hip to the end of the buttock that appears to be a third or less in length than the back or shoulder**

**6. Gaskin muscling that has no bulge or definition**

**k. Major Faults in Muscling:**

1. Chest muscling that appears as a wide flat or no V
2. Chest muscling that appears to be less than 6 inches from the neck/chest junction to the floor of the chest when viewed from the front
3. Shoulder muscling that appears to be less than half the length of the back or **hip** when viewed from the side
4. Forearm muscling that has **very** little or no bulge or definition
5. Forearm muscling that fails to tie in high with no blending to the chest or knee
6. Stifle muscling that appears more narrow than the top of the hip when viewed from the rear giving an appearance of being “apple butted”
7. Stifle muscling that appears flat with **very** little definition
8. **Muscling that from the point of the hip to the end of the buttock** appears to be less than half the length of the back or extremely short with no length when viewed from the side
9. Gaskin muscling that has **very little** bulge or definition
10. Gaskin muscling that fails to tie in high with **very little** blending to the stifle or hock.

**l. Minor Faults in Muscling.**

1. Chest muscling that appears to have an inverted V, but lacks the depth of high quality muscling
2. Chest muscling that appears more than 6 inches in depth from the neck/chest junction, but lacking true high quality depth of chest
3. Shoulder muscling that is proportional in length when viewed from the side, but not equivalent to the back and stifle
4. Forearm muscling that has definition, but lacks the bulge of high quality muscling
5. Forearm muscling that ties in and blends into the chest and knee, but lacks the bulge and definition of true high quality muscling
6. Stifle muscling that appears to have definition, but lacks the bulge and width of true high quality muscling
7. Stifle muscling that appears shorter when viewed from the side in comparison to the back and chest, but is still proportional
8. Gaskin muscling that has definition, but lacks the bulge of high quality muscling
9. Gaskin muscling that ties in and blends into the stifle and hock, but lacks the bulge and definition of true high quality muscling

**M. HALTER CLASSES:** The following halter classes for mares, stallions and geldings are recommended for every show:

1. Weanlings, foaled in calendar year.
2. Yearlings, foaled in calendar year preceding show.
3. Two-year-old.
4. Three-year-old.
5. Four-year-old and older.
6. Or, halter may be combined as follows:
  - a. 2 and Under.
  - b. 3 and Over.
7. Performance Halter. For horses aged one year and older. Horses are not eligible to compete in other classes listed in SC-175 at the same show or contest. Horses that complete a minimum of one performance class,

other than showmanship, at the same show or contest will be eligible.

a. Jr. and Sr. classes may be offered if minimum requirements have been met.

1) Junior, ages one year and two years.

2) Senior, ages three years and over.

8. Broodmares. Mares shown in the broodmare class are not eligible to compete in any other classes listed in SC-175.M.1.a.- f. at the same show or contest. Only mares which have conceived and carried a full term foal in the current or previous year are eligible. If the foal has not been registered out of the mare during this period, a Broodmare Eligibility form advising status of the full term foal must be signed by the owner of the mare upon entering the class or each exhibitor competing in a broodmare class must possess a broodmare status card. Show management must inspect this card at any show entered. Application for a broodmare status card can be made by sending a written statement with all pertinent information to APHA.

9. Grand and Reserve Champion.

a. Grand Champion, chosen from first-place winners.

Exception: If for any reason the first-place horse fails to return for grand and reserve, the second-place horse can be considered for the grand or reserve champion placing.

b. Reserve Champion, chosen from second-place winner in the Grand Champion class and first-place winners in other classes, all remaining second-place horses may be excused. EXCEPTION: If for any reason the first-place horse fails to return for grand and reserve, the second-place horse can still be considered for the reserve grand champion placing.

10. It is mandatory that all approved shows select Grand and Reserve Champions in each sex division from those classes exhibited (including weanlings) when there are at least three 1-year-old and older horses exhibited in that sex division. See Rules SC-065. and SC-175. The title of Grand Champion or Reserve Champion Stallion, Mare and Gelding will be designated on the performance record. If a weanling is selected as Grand or Reserve Champion, then the award will be designated on the performance record but no points will be awarded to that individual horse.

## **SC-176. Color, Overo Color, Tobiano Color Classes**

A. Class open to all Regular Registry horses, one year and older, all sexes. Points in this class will be applied toward an ROM, Superior Event, Honor Roll and Top 20 awards and Breeders' Trust payouts. Points in this class will not count toward an APHA Championship or any other APHA awards.

B. Color class may be offered Combined, All Ages, All Sexes or split by pattern, Overo and Tobiano. If classes are offered split, exhibitors of Tobiano-Overo horses must choose the class that their horse's markings are most like.

C. The purpose of this class is to reward the most ideal markings of the individual Paint Horse as defined as a 50/50 distribution of white and color overall.

D. The Tobiano pattern to be judged 100% on the most ideal markings of the individual Tobiano Paint and Overo pattern to be judged 100% on the most ideal markings of the individual Overo Paint.

E. Conformation is not considered and the class should not be conducted like a conformation halter class.

F. Horses to be shown in a halter, regular or show type is acceptable.

G. Horses may be lined up, head to tail, or circled for judges inspection. If circled, at the judges direction, all horses will stop and stand quietly. The

exhibitors will stand with their number to the judge. At the direction of the judge, horses will reverse and stand quietly. The exhibitors will stand with their numbers to the judge. The class will be completed when all judges have turned in their cards.

- H. This class may be offered in Open, Amateur and Youth divisions. In the Youth division only mares and geldings are allowed and Youth points do not apply to Breeders Trust payouts.

### **SC-180. Group Halter Classes**

- A. **ADDITIONAL CLASSES.** The following are additional classes that are recommended if interest or entries justify them, but no points will be awarded. Horses shown in a group class must be eligible for or registered in the Regular or Solid Paint-Bred Registry to show in their individual halter class at that show.
1. **Produce of Dam.** Two produce, either sex, Regular Registry or Solid Paint-Bred, can show. At least one horse shown must be Regular Registry. Dam must be registered with the APHA, but need not be shown nor need produce be owned by owner of the dam.
  2. **Get of Sire.** Three get, either sex, Regular Registry or Solid Paint-Bred, can show. At least two horses shown must be Regular Registry. Sire must be registered with the APHA, but need not be shown nor need get be owned by owner of sire.

### **SC-185. Performance Class General Rules**

- A. **WITHDRAWING AFTER ENTERING.** Any contestant withdrawing from a contest after entering shall forfeit his entry fee and all go-round or day money which may be accruing to him at the time of his withdrawal; except, that in case of incapacitating sickness or injury to himself or his horse, or serious illness or death in the contestant's family, all prize monies won by him to that point in the contest shall be paid.
- B. **BANDAGES.** In any performance class, an open leg wound may be covered by a bandage not to exceed 1½ wraps of vet wrap or similar material and not over 4 inches in width.
- C. **PROMPT ENTRY INTO THE ARENA.** All horses entered in a class to be judged must be assembled at the entrance to the arena in ample time for the judging to start promptly and to continue without delay, and shall remain there, except while competing, until dismissed by the judge, unless the judge shall otherwise direct. A tardy contestant may be denied competition.
- D. **COMPETING IN MORE THAN ONE APHA SPECIFIC CLASS EVENT.** No horse shall be allowed to compete in more than one APHA-approved class in any one specific type of event at a show, i.e., a horse may not be exhibited in two registered tie-down roping events or two registered reining events. However, a horse can be exhibited in a registered event and the same event in Youth or Amateur competition.
- E. **AGE DIVISIONS.** Performance classes may be divided into a maximum of two sections, based on the age of the horse. Any exception will be specified in the appropriate event.
1. Junior horses, five years and under.
  2. Senior horses, six years and over.
  3. All ages, junior and senior horses combined.
  4. **Class Age Requirements:**
    - a. **Yearlings**
      - 1). Yearling In-Hand Trail can be offered prior to May 15.
      - 2). Yearling Longe Line can be offered after May 15.
    - b. **Two-Year-Olds**

1) Showmanship, 2-year-old Longe Line, 2-year-old In Hand Trail can be offered prior to May 15.

2) All other performance classes can be offered after May 15.

c. Three-Year-Olds

1) Horses must be three-years-old or older to exhibit in **English Versatility Pattern**, **Western Versatility Pattern**, and Ranch classes.

F. SAME CONTESTANT EXHIBITING MULTIPLE HORSES IN INDIVIDUAL WORKING EVENTS. An exhibitor may exhibit a maximum of five horses, with no maximum restriction on the number of Junior or Senior horses up to a total of five, in individual working events, Green Western Riding, Green Trail, Green Reining, Green Ranch Trail, Green Ranch Riding, Green Ranch Pleasure, Barrel Racing, Tie-Down Roping, Cutting, **English Versatility Pattern**, Jumping, Heading, Heeling, Timed Team Roping, **Breakaway Roping**, Pole Bending, Reining, Ranch Cutting, Ranch Reining, Ranch Box Drive, Ranch Cow Work, Ranch Trail, Ranch Pleasure, Stake Race, Steer Stopping, Team Penning, Ranch Sorting, Ranch Riding, Trail, **Western Versatility Pattern**, Western Riding, **Green** Working Hunter, Working Hunter, Working Cow Horse, and Utility Driving. Each horse may have only one exhibitor or driver per class. See Rule SC-185.E.

1. In Longe Line, and In-Hand Trail an exhibitor may show a maximum of two horses.

G. SPLITTING AND COMBINING CLASSES. Show management may combine or split age groups as justified by entries if there is unanimous consent of all involved exhibitors, however, if one division does not have a one point earning class, then show management may combine age groups, without unanimous consent of all exhibitors, in order to make the division a one point earning division.

H. POSTING OF PATTERNS/COURSES OR SPECIAL INSTRUCTIONS. All patterns, courses or special instructions for classes requiring such shall be posted at least one hour before the scheduled time of class.

1. A judge must submit all APHA-approved score sheets for all scored classes to show management, which should be posted for viewing (electronically or a photocopy) after each class to allow riders to evaluate their performance.

I. ORDER OF COMPETITION FOR INDIVIDUAL PATTERNS. A working order may be established by drawing for that order. The exhibitor does not necessarily need to be present during the drawing. This working order may be altered at the show management's discretion if necessary. Shows with multiple judges and arenas may make trail, western riding and working hunter classes available to exhibitors in a random order and position. Working order for this class also may be random.

J. GO ROUNDS OR ELIMINATIONS. The management of any contest shall determine whether or not an elimination is necessary, the number of go-rounds to be held, and the number of horses to be shown at each performance.

1. Elimination. If there is an elimination, the same rider must ride the same horse in the elimination and the class.

2. Score. The score of each horse in the finals plus his score in an elimination or go-round, or both will determine the final placing; consistency of performance to be recognized as a major factor.

K. RERUNS. Reruns shall not be allowed in any performance classes in the event of an exhibitor having equipment failure. Reruns shall be given in speed events because of timer failure or in roping events if the barrier malfunctions.

L. FAULTS OR PENALTIES. In all performance classes, horses are to be judged on performance ability only. The word "faults" or "penalties" in this rule book shall not be misinterpreted as meaning a cause for disqualification.

1. Artificial Tails and Braids. Artificial tail braids are not to be penalized. Artificial tails consisting of fabric and hair are permissible.

2. Tail Carriage. No horse is to be penalized for the manner in which he

carries his tail nor for normal response with his tail to cues from his rider when changing leads. A judge may, at his discretion, penalize a horse for excessive or exaggerated switching or wringing of the tail or for a seemingly “dead” tail that merely dangles between the legs and does not show normal response.

#### M. DISQUALIFICATION.

1. Fall of Horse or Rider. The fall of horse or rider while in the arena shall be cause for disqualification in that class. A horse is considered having fallen when he or she is on their side and all four feet are extended in the same direction. Rider is considered to have fallen when he or she is not astride. Exceptions: See Rule SC-265.I.5.i, SC-275.D.7., SC-290.E.6., SC-295.D and SC-296.H
2. Exhibitor Hitting Horse. For hitting or spurring a horse forward of the cinch in any approved event. Exception: Unless the individual event rule specifies otherwise. Exception: Rule SC-290.E.3., SC-295.D.3. and SC-296.H.3.
3. PROHIBITED ASSISTANCE. Unless class rules specify otherwise, if a contestant, while inside the judging area of the show arena or show ring, is assisted in any manner by another person or provides assistance in any manner to another person, the contestant shall automatically be disqualified. This rule does not apply to a contestant who assists another contestant if such assistance was necessitated for the safety of competing exhibitors or horses as determined by the judge, however, the contestant in need of such assistance shall be disqualified.
4. If equipment breaks or becomes unattached, (i.e., headstall coming off, any part of the rein(s) becoming detached or coming out of the rider's hand(s) and/or touching the ground, or cinch/girth becoming detached from the saddle) the exhibitor will immediately be brought to the middle of the arena or excused from the show arena and shall be cause for disqualification. Any other equipment failure that does not potentially endanger any exhibitor will not be a disqualification (i.e. curb strap coming loose, tail falling out, breast collar breaking, etc.).
5. Lameness. Obvious lameness is cause for disqualification. Obvious lameness is:
  - a. Consistently observable at a trot under all circumstances.
  - b. Marked nodding, hitching or shortened stride.
  - c. Minimal weight-bearing in motion and/or at rest, an inability to move.

The judge shall communicate any lameness to their ring steward who must remove an entry from the arena at the judge's discretion. In a multi-judge show, the ring stewards must remove an entry from the arena if the majority of judges disqualify a horse due to lameness.

- N. TIES. No contest is complete until all ties to seventh place have been broken by a judge, worked off or settled by flip of a coin.
- O. Holding the saddle with either hand may be disqualified at the judge's discretion unless covered by specific class rules. For safety reasons an exhibitor will not be disqualified for holding the saddle horn but penalized at the judge's discretion.
- P. All horses will be judged immediately upon entering the arena and judging will cease when the judges' cards are handed in, unless covered by specific class rules.

### SC-190. Performance Events

---

- A. CLASS AGE REQUIREMENTS: Only APHA registered horses as set in Rules RG-010.B and SC-165.A may be exhibited in performance classes.
  1. Yearlings
    - a. Yearling In-Hand Trail can be offered prior to May 15.
    - b. Yearling Longe Line can be offered after May 15.

## 2. Two-Year-Olds

- a. Showmanship, 2-year-old Longe Line, 2-year-old In Hand Trail can be offered prior to May 15.
- b. All other performance classes can be offered after May 15.

## 3. Three-Year-Olds

- a. Horses must be three-years-old or older to exhibit in **English Versatility Pattern**, **Western Versatility Pattern**, and Ranch classes.

- |  |                                      |
|--|--------------------------------------|
| 1. Hunter Under Saddle.                | 29. Green Ranch Pleasure.            |
| 2. Green Hunter Under Saddle.          | 30. Ranch Trail.                     |
| 3. Hunter Hack.                        | 31. Green Ranch Trail.               |
| 4. <b>English Versatility Pattern</b>  | 32. Ranch Reining.                   |
| 5. Working Hunter.                     | 33. Ranch Cow Work.                  |
| 6. <b>Green</b> Working Hunter.        | 34. Ranch Box Drive.                 |
| 7. Jumping.                            | 35. Team Roping Heading.             |
| 8. Pleasure Driving.                   | 36. Team Roping Heeling.             |
| 9. Western Pleasure.                   | 37. Timed Team Roping.               |
| 10. Green Western Pleasure.            | 38. <b>Breakaway Roping</b>          |
| 11. <b>Western Versatility Pattern</b> | 39. Steer Stopping.                  |
| 12. Western Riding.                    | 40. Barrel Racing.                   |
| 13. Green Western Riding.              | 41. Pole Bending.                    |
| 14. Reining.                           | 42. Utility Driving.                 |
| 15. Green Reining.                     | 43. Stake Race.                      |
| 16. Trail.                             | 44. Yearling Longe Line.             |
| 17. Green Trail.                       | 45. Yearling Longe Line.             |
| 18. Working Cow Horse.                 | 46. Two-Year-Old Longe Line.         |
| 19. Cutting.                           | 47. 3-Year-Old & Older Longe Line.   |
| 20. Tie-Down Roping.                   | (Zone 12, 13, 14)                    |
| 21. Team Penning.                      | 48. Yearling In-Hand Trail.          |
| 22. Ranch Cutting.                     | 49. 2-Year-Old In-Hand Trail.        |
| 23. Ranch Sorting.                     | 50. 3-Year Old & Older In-Hand Trail |
| 24. Ranch Rail Pleasure.               | (Zone 12, 13 14)                     |
| 25. Green Ranch Rail Pleasure.         | 51. Mounted Shooting.                |
| 26. Ranch Riding.                      | 52. Dressage.                        |
| 27. Green Ranch Riding                 | 53. Calas and Colas.                 |
| 28. Ranch Pleasure.                    |                                      |

## SC-191. Yearling Longe Line

- A. Class is limited to yearlings. This class will not be approved prior to May 15 for the year approval is requested. Exception: Two-year-olds may be exhibited in a combined yearling and two-year-old class at single & two-judge shows. Points in this class will be applied toward an ROM and all year-end titles and awards. World Show points do not count toward year-end awards. Points in this class will not count toward an APHA Championship or any other APHA lifetime awards.
- B. A show may hold up to two approved Yearling Longe Line classes.
  1. If one Yearling Longe Line class is offered, this class will be open to both Western- and Hunter-type prospects.
  2. If two Yearling Longe Line classes are offered, these classes will be offered as Hunter Yearling Longe Line and Western Yearling Longe Line, with horses and exhibitors turned out accordingly.
  3. If two Yearling Longe Line classes are offered, Show management may combine the classes if one is not a two (2) point earning class.
- C. Equipment. Horses are to be shown in a halter. Either a regular or a show type halter is acceptable. For the longeing demonstration, the only attachment allowed to the halter is a longe line. The longe line may not exceed 30 feet with a snap attached to the halter. The longe line must hang free from the halter without touching any part of the horse. It is permissible to use a longe whip however, disqualification will occur if the exhibitor blatantly strikes the horse with the whip to cause forward or lateral movement at any time during the longeing demonstration. No other equipment is allowed on the horse during longeing demonstration portion of the class. Mechanical or

retractable long lines are not allowed. For the conformation inspection, a lead shank, such as used in halter or showmanship classes may be exchanged for the long line prior to the longeing demonstration. Exhibitors are not to be penalized for using regular halters and plain long lines, nor are they to be rewarded for using show halters and show long lines. Only movement, manners/expression/way of going, and conformation are being judged. The type of equipment used is not to be a consideration in placing the horse as long as the equipment meets the requirements stated above.

- D. Attire. Conventional Western attire is mandatory according to SC-235 except if a prospect is considered to be a Hunter prospect, the mane may be braided and conventional English attire is suggested according to SC-195 (flat caps and fedoras are also acceptable). The type of attire worn by the exhibitor is not to be a consideration in placing the horse as long as the attire meets the requirements stated above.
- E. Gaits to be judged according to APHA rules for gaits for Western pleasure (SC-241) and hunter under saddle (SC-201).
- F. The conformation inspection will occur as the horse is walked into the arena prior to the longeing demonstration at which time the judge will also evaluate the horse for conformation suitable for future under saddle performance. The judges may not discriminate for or against muscling, but rather look for a total picture, emphasizing balance, structural correctness, and athletic capability. Each entry will be walked into the arena to the judge and pause for evaluation individually. They will then trot off straight and around a cone and take a place on the wall inside the arena. All entries will be inspected in this fashion and as the "trot-off" is administered, horses showing evidence of lameness should be excused from the class at that time.
- G. Judge(s) will be outside the longeing circle. The exhibitor will enter the longeing area and await the audible start signal. When the signal is given, the exhibitor will be allowed 1½ minutes (90 seconds) to present the horse. At the end of 1½ minutes, a signal will be given again to signify the end of the demonstration. Show management has the option of adding a "half-way" signal if they choose. (The signal may be a bell, whistle or announcement.)
  - 1. Once the class has started, horses warming up prior to their go may only warm up at the walk.
- H. The horse will be scored at the walk, jog or long trot, and lope or canter in both directions. Any horse that does not exhibit these gaits in each direction will be disqualified from the class. Additionally, the judge shall immediately excuse any horse who exhibits obvious lameness at any time during the class. Exhibitors may begin work in the direction of their choice (counter or clockwise).
- I. At the end of the 1½ minutes, a signal will be given and the exhibitor shall at the request of show management, retire from the longeing area and retire to the far end of the ring. The horses are to stand quietly on the rail while the other exhibitors are being judged.
- J. The horses are judged on movement according to APHA rules for gaits (SC-201 and SC-241). Manners/Expression/Attitude and conformation suitable to purpose and use of circle. Judges may not discriminate for or against bulk, but rather look for a total picture, emphasizing balance and athletic capability.
- K. If the horse plays on the long line, it shall not count against the horse. The judge will, however, penalize the horse for excessive bucking or running off, stumbling or displaying attitudes that are uncomplimentary to pleasure horses. Falling down will constitute disqualification. Credit is to be given to the horse that, under light control and without intimidation, goes softly and quietly while performing the required gaits. The overall picture of a good mover is a horse that goes forward with comfort, confidence and willingness, a fluid stride with a full extension of the limbs, and a head and neck carriage that is naturally comfortable and compatible with the horses' conformation. Transitions will be smooth, without interruption of forward motion. The horse will exhibit a pleasant look, with clear, bright eyes and a willing attitude.

Credit will be given to fluid movement and correct cadence.

- L. Exhibitors are encouraged to exhibit their horse making full use of a longeing circle having a 25' radius (7.5m).
- M. An exhibitor may only show two horses in each longe line class. The same exhibitor must show in both segments of the class. An additional handler may hold the second horse while the first horse is being worked. An additional handler may hold the first horse while the second horse is being worked. A maximum of two handlers may be used. In Amateur classes, any additional handlers must hold a current APHA Amateur card. Exhibitors and handlers may not do anything to disturb any horses in the class while they change handlers.
- N. Scoring. Each evaluated element will receive a score that will be added or subtracted from 70 and is subject to a penalty that should also be subtracted. Conformation, Jog/Trot, Lope/Canter and Manners/Attitude will be scored on the following basis ranging from +3 Excellent, +2 Very Good, +1 Good, 0 Correct, -1 Poor, -2 Very Poor, -3 Extremely Poor and the Walk and Use of Circle will be scored on the following basis ranging from +1½ Excellent, +1 Very Good, +1/2 Good, 0 Correct, -1/2 Poor, -1 Very Poor, -1½ Extremely Poor.

1. Movement.

- a. Walk. The walk will be scored on a scale of +1 ½ to -1 ½ in each direction, with 0 being average/correct. The horse must be walked long enough for the judge to have sufficient time to evaluate and score the walk. Lower gait scores should reflect stumbling in the gait.
  - b. Jog or Trot. The jog/trot will be scored on a scale of +3 to -3 in each direction, with 0 being average/correct. Using a 25' radius (7.5m), the horse should jog or trot a minimum of ½ circle both directions of the ring. Lower gait scores should reflect stumbling in the gait.
  - c. Lope or Canter. The lope/canter will be scored on a scale of +3 to -3 in each direction, with 0 being average/correct. Using a 25' radius, the horse should lope or canter a minimum of one full circle both directions of the ring. Lower gait scores should reflect stumbling in the gait.
2. Manners/Expression/Attitude will be scored on a scale of +3 to -3 in each direction, with 0 being average/correct. Horses will be penalized for obvious signs of overwork and sourness such as ear-pinning, head-throwing, striking, tail-wringing, or a dull, lethargic manner of going. They will also be penalized for dangerous behavior such as excessive bucking, cutting into the circle, or running off. Additionally, incidental touching the horse with the whip, cross-cantering, balking, backing up on the longe line and excessive urging from the exhibitor should be penalized accordingly.
3. Conformation will be scored on a scale of +3 to -3, with 0 being average/correct. The horse will be judged on conformation suitable to future performance as a Western Pleasure or Hunter Under Saddle competitor. The judges should look for a total picture, emphasizing balance, structural correctness, and athletic capability.
4. Use of the circle. Consideration will be given to how well or how poorly the horse/exhibitor team uses the 25' radius (7.5m) of the longeing circle. A separate box on the scorecard is available to indicate an overall score (from +1 ½ to -1 ½ with 0 being average/correct) for use of the circle.

Circle Scores: As described earlier, a 25' radius (7.5m) is the appropriate size of circle in which to show a longe liner. It is the judge's responsibility to evaluate the circles and incorporate use of the circle in the gait scores based on the following scale:

+1/2 to +1 ½ points (Good to Excellent Use of the Circle). Horse



- consistently stays on the perimeter of the circle with slight looseness in the line. Horse turns around on the circle perimeter.
- 0 points (Average/Correct use of the circle). Horse is only slightly inconsistent in using the 25' radius (7.5m) of the circle.
- 1/2 to -1 1/2 points (Poor to Unacceptable use of the circle) Horse is shown in a circle radius of less than 25' (7.5m). Potentially dangerous slack in the line. Horse pulls exhibitor out of the circle.
5. Other scoring considerations: This class should be looked upon as a class that defines what it means to be a “pleasure prospect” or “hunter prospect” suitable to become a future performer under saddle. Therefore, attitudes and attributes that contribute to becoming a future performer will be rewarded within the gait scores. Higher gait scores will reflect: Above average to exceptional manners, expression, alertness, responsiveness, and pleasant attitude, above average to exceptionally smooth transitions between gaits, above average to excellent cadence and consistency at all three gaits.
  6. Penalties and disqualifications.
    - a. Five (5)-point penalties per direction.
      1. Failure to walk a minimum of two horse lengths.
      2. Failure to jog/trot a minimum of 1/4 (quarter) of a circle.
      3. Failure to demonstrate the correct lead for a minimum of 1/4 (quarter) of a circle.
    - b. Disqualification will occur in the following instances: Evidence of lameness—judge will immediately excuse horse from the arena, blatant striking horse with the whip during the longeing demonstration that will cause forward or lateral movement, horse falls—A horse is considered to have fallen when it is on its side and all four legs are extended in the same direction, horse steps over or becomes entangled in the longe line, failure to show at all three gaits in both directions, any time the horse becomes detached from its exhibitor or exhibitor disrespect towards the judge(s), failure to correctly complete the trot off portion of the class in three attempts, or horse performing more than a walk during the warm-up period.

## **SC-192. Yearling In-Hand Trail**

Class is limited to yearlings. Two-year-olds may be exhibited in a combined yearling and two-year-old class at single & two-judge shows. Points in this class will be applied toward an ROM and all year-end titles and awards. World Show points do not count toward year-end awards. Points in this class will not count toward an APHA Championship or any other APHA lifetime awards.

### **A. GENERAL CLASS RULES.**

1. Western Attire and Tack. See Rule SC-235.
2. An exhibitor may show a maximum of two horses in Yearling In-Hand Trail.

### **B. JUDGING GUIDELINES.**

1. Judges should consider the overall appearance of the horse, conditioning and grooming, and the equipment (dirty, ill-fitting or ragged equipment) in their overall scores. Also to be considered is the correctness of the horse while being led. Drifting to the side, leading or stopping crooked, failure to maintain a pivot foot in a turn, leading or turning sluggishly should be considered and evaluated in the horse's maneuver scores and reflected in his overall score. Handlers should be discouraged from excessive verbal cues and excessive stiff or unnatural movements around horse or when leading. For safety reasons, those handlers continuously holding the chain on the lead, tightly coiling lead shank around hand, or dragging the lead shank should be penalized.
2. All faults are to be assessed against the horse and not the exhibitor (with the exception of SC-192.C.3.b.)

C. SCORING SYSTEM. Scoring will be on the basis of 0-infinity, with 70 denoting an average performance. Each obstacle will receive an obstacle score that should be added or subtracted from 70 and is subject to a penalty that should be subtracted. Each obstacle will be scored on the following basis, ranging from plus 1½ to minus 1½: -1½ extremely poor, -1 very poor, -½ poor, 0 correct, +½ good, +1 very good, +1½ excellent. Obstacle scores are to be determined and assessed independently of penalty points. Credit will be given to those horses negotiating the obstacles cleanly, smoothly, and alertly with style in prompt response to the handler's cues. Penalties should be assessed per occurrence as follows:

1. One half ( ½ ) POINT.
  - a. Each tick of log, pole, cone, plant or obstacle.
2. One (1) POINT.
  - a. Each hit, bite or stepping on a log, pole, cone, plant or any component of the obstacle.
  - b. Incorrect or break of gait at walk or jog for two strides or less.
  - c. Both front or hind feet in a single-strided slot or space.
  - d. Skipping over or failing to step into required space.
  - e. Failure to meet the correct strides on trot over log obstacles.
3. Three (3) POINTS.
  - a. Incorrect or break of gait at walk or jog for more than 2 strides.
  - b. Knocking down an elevated pole, cone, barrel, plant or obstacle, or severely disturbing an obstacle unless caused by the tail.
  - c. Stepping outside the confines of, falling or jumping off or out of an obstacle with one foot once the foot has entered obstacle; including missing one element of an obstacle on a line of travel with one foot.
4. Five (5) POINTS.
  - a. Dropping slicker or object required to be carried on course.
  - b. First or second cumulative refusal, balk, or evading an obstacle by shying or backing.
  - c. Letting go of gate or dropping rope gate.
  - d. Use of either hand to instill fear or praise (slight touching or tapping with one hand to cue horse in a sidepass maneuver only is acceptable).
  - e. Stepping outside the confines of, falling or jumping off or out of an obstacle with more than one foot once the foot has entered obstacle; including missing one element of an obstacle on a line of travel with more than one foot.
  - f. Blatant disobedience (including biting, kicking out, bucking, rearing, striking or continuously circling the exhibitor).
5. Zero (0) total score for course (disqualification).
  - a. Performing the obstacles other than in specified order.
  - b. No attempt to perform an obstacle.
  - c. Equipment failure that delays completion of pattern.
  - d. Excessively or repeatedly touching the horse.
  - e. Failure to enter, exit or work obstacle in any manner other than how it's described, including overturns of more than 1/4 turn.
  - f. Failure to follow the correct line of travel between obstacles.
  - g. Working outside designated boundary marker of the arena or course area.
  - h. Third cumulative refusal, balk, or evading an obstacle by shying or backing over entire course.
  - i. Failure to demonstrate correct gait between obstacles as designated.
  - j. Horse gets loose from exhibitor.
  - k. Leading or backing on the wrong side of the horse. Leading and backing should be performed from the left side of the horse.

l. Fall of horse or exhibitor.

m. Excessive schooling, pulling, turning or backing anywhere on course.

n. Failure to complete obstacle (i.e. dropping the rope gate and not picking it up).

#### D. COURSE REQUIREMENTS.

1. Use Care in Setting Up Course. Care must be exercised to avoid the setting up of any of these obstacles in a manner that may be hazardous to the horse or handler. Obstacles should be placed in such a manner that they flow from one to the other quickly and efficiently. Trot-overs cannot be elevated.

2. Change of Procedure. Where the local conditions and equipment will not permit the establishment of obstacles as specified and that they may require changing of procedures or hand on the lead, then all competitors must be advised that such changing of procedure or of hands is permitted.

#### E. EXHIBITOR REQUIREMENTS.

1. Exhibitor must use only the right hand on the lead where the chain begins, and lead on the horse's left side. A chain or cord (5/16in minimum diameter) may be used either under the chin or hanging from the halter, only. Any other use of the chain will result in disqualification. Chain or cord may not be used over the nose. A lead without a chain can be snapped directly to the halter under the chin. Exhibitor must use only the left hand to carry the excess lead, looped loosely except when:

a. Carrying an object from one part of the arena to another.

b. Dragging an object from one part of the arena to another.

c. Opening/closing a gate, left hand gate only. In these cases, the right hand can also carry the excess lead.

d. Sidepassing. In this case, the lead at the chain and the excess lead can be held in the hand at the horse's head.

2. Exhibitors should be poised, confident, courteous and sportsmanlike at all times. The exhibitor should continue showing the horse until the class has been placed or excused.

3. Any stops should be straight, smooth and responsive with the horse's body remaining straight. Backing and turning should be performed from the left side of the horse. The exhibitor should face the horse when backing. Exception: When negotiating a gate, the exhibitor is not required to face the horse. The horse should back up readily with the head, neck and body aligned in a straight or curved line as instructed.

4. When executing a turn to the right, the exhibitor should face the horse and move the horse away from them. The turn should be smooth and efficient.

5. Exhibitor is not allowed to touch the horse, except when sidepassing.

F. OBSTACLE REQUIREMENTS. Course will include a minimum of 4 and a maximum of 8 obstacles and must be designed using a minimum of one obstacle from each of the following divisions. Complexity of courses may increase throughout the calendar year, keeping in mind that this class is designed to expose the two-year-old year horses to trail courses, not end up with a finished trail horse at the end of its two-year-old year. Course designs in January should be very basic compared to later course designs. Division A.

1. Lead over at least four logs or poles. These can be in a straight line, curved, zigzag, or raised. The space between the logs is to be measured and the path the horse is to take should be the measuring point. Trot-overs cannot be elevated. All elevated elements must be placed in a cup, notched block, or otherwise secured so they cannot roll. The height

should be measured from the ground to the top of the element. Spacing for walkovers and Trot-overs should be as follows or increments thereof.

- a. Walk-overs. The spacing for walkovers shall be 20" to 24" (50-60cm) and may be elevated to 12" (30cm). Elevated walkovers should be set at least 22" (55cm) apart.
- b. Trot-overs. The spacing for trot-overs shall be 3' to 3'3" (90-100cm).

#### Division B.

1. Sidepass. An object of such nature and length, which is safe may be used to demonstrate the responsiveness of the horse to signals at its side. If raised, height may not exceed 2 feet (60.96cm). The obstacle should be designed to require the horse to sidepass, to the right or left, off pressure or signal, on or near its side. The obstacle should be in the course design such that the horse comes up to it, but does not cross or straddle it while completing the sidepass. The exhibitor is allowed to touch the horse on the side during the sidepass.
2. Lime Circle. Requiring either:
  - a. Turn on the forehand with front feet inside and back feet turning outside the circle. The exhibitor may hold the horse and the excess lead in his/her left hand during the turn.
  - b. Turn on the haunches with hind feet inside and front feet turning outside the circle.
3. Square, minimum 8' (2.4383m) sides. Lead into the square. While all four feet are confined in the square, make a 360 degree or less turn and lead out. Exhibitor may remain inside or outside the square.
4. Gate. The gate must be set up so that it is a minimum of four feet (1.2192m) in length and four feet (1.2192m) in height and so that the exhibitor can open from his/her left side. It is permissible to carry excess lead in the right hand while negotiating the gate. Exhibitors losing control of the gate while passing through shall be penalized and scored accordingly.

#### Division C.

1. Back through. Shall consist of either:
  - a. Poles. Straight L, double L, V, U or similar shaped obstacle. Poles should be on the ground, 30 inches (76.2cm) between minimum. Exhibitor may remain outside or inside the poles.
  - b. Barrels or Cones, minimum of three. 36 inches (91.44cm) between minimum. Exhibitor and horse can pass between barrels or cones together.
  - c. Triangle. 36 inches (91.44cm) between minimum at entry and 40 inches between minimum for sides.  
Note: If guardrails are used with b. or c. they shall be 3 (91.44cm) to 4 (121.92cm) feet from the sides of the obstacle.
2. Bridge. A bridge with a wooden floor not to exceed 12 inches (30.48cm) in height and with or without side rails not less than 48 inches (121.92cm) apart will be used.
3. Water Hazard. A ditch or shallow pond of water may be used. A horse must pass through this obstacle, which must be large enough so that to properly complete this obstacle all four feet of the horse must step in the hazard. When a water hazard/box is used, it shall remain dry at all times in all divisions. Management may not place any item in the hazard. If a box is used, simulated water is permissible.
4. Simulated Water. Water may only be simulated by using a solid piece of painted wood.

#### Division D.

1. Carrying Object. Any object, other than animal or fowl, and of a reasonable size or weight, may be carried to a specific point.

2. Drag or Pull. Any object other than animal or fowl which can reasonably be pulled or dragged by the exhibitor. This obstacle should be in the course design such that the item to be dragged is on the exhibitor's left side. The excess lead may be carried in the exhibitor's right hand.
3. Mailbox. Remove and/or replace items. Sidepass is optional. Note: Obstacles 1 and 3—if the object will be picked up/put down or opened/closed on the horse's right side, the exhibitor is allowed to hold the horse and the excess lead in his/her left hand while negotiating the obstacle.
4. Serpentine. Obstacle consisting of four pylons, guardrails optional, through which a horse will maneuver at a walk or jog-trot. Guardrails shall consist of poles placed parallel and a minimum of 4 feet (121.92cm) from the base of pylons; walk-pylons, minimum 4 feet (121.92cm) apart, base to base. Jog-trot pylons, minimum 7 feet (213.36cm) apart, base to base.
5. Jog-around. Square consisting of 4 poles, minimum 12 feet (3.6576m) long, and a pylon placed in the center of the square. Exhibitor will enter over a designated pole, perform a minimum 90 degree jog-around the pylon and exit over the designated pole. The exhibitor should be in the box with the horse. For jog-arounds greater than 90 degrees, the jog-arounds will be performed as a left turn where the exhibitor will be next to the pylon during the jog-around.
6. Jog-through. Shall consist of poles L, double L, V, U or similar shaped obstacle. Poles should be on the 3 feet (91.44cm) minimum and 4 feet (121.92cm) maximum. Exhibitor may be inside or outside the jog-through.

### **SC-193. Two-Year-Old Longe Line**

- A. Class is limited to 2-year-olds. Points in this class will be applied toward an ROM and all year-end titles and awards. World Show points do not count toward year-end awards. Points in this class will not count toward an APHA Championship or any other APHA lifetime awards.
- B. If a 2-year-old horse is shown under saddle at any show where APHA-approved classes are held, this horse is no longer eligible to be shown in 2-year-old longe line the remainder of that calendar year.
- C. The purpose of showing a 2-year-old on a longe line is to demonstrate that the horse has the movement, manners/expressions/attitude, and conformation to become competitive under saddle. Therefore, the purpose of this class is to reward:
  1. Quality of movement
  2. Manners/Expression/Attitude
  3. Conformation suitable to future performance, and the horse should be judged with its suitability as a future performer under saddle in mind. This class should define what it means to be a "Western pleasure prospect" or "hunter under saddle prospect." Because these are 2-year-olds, they are not expected to demonstrate the behavior or quality of a finished show horse, but only that performance necessary for a reasonable presentation to the judge.
- D. EQUIPMENT. Horses are to be shown in a halter. Either a regular or a show type halter is acceptable. For the longeing demonstration, the only attachment allowed to the halter is a longe line. The longe line may not exceed 30 feet with a snap attached to the halter. The longe line must hang free from the halter without touching any part of the horse. It is permissible to use a longe whip; however, disqualification will occur if the exhibitor blatantly strikes the horse with the whip to cause forward

or lateral movement at any time during the longeing demonstration. No other equipment is allowed on the horse during longeing demonstration portion of the class. Mechanical or retractable longe lines are not allowed. For the conformation inspection, a lead shank, such as used in halter or showmanship classes may be exchanged for the longe line prior to the longeing demonstration. Exhibitors are not to be penalized for using regular halters and plain longe lines, nor are they to be rewarded for using show halters and show longe lines. Only movement manners/expression/way of going, and conformation are being judged. The type of equipment used is not to be a consideration in placing the horse as long as the equipment meets the requirements stated above.

- E. ATTIRE. Conventional Western attire is mandatory according to SC-235 except if a prospect is considered to be a Hunter prospect, the mane may be braided and conventional English attire is suggested according to SC-195 (flat caps and fedoras are also acceptable). The type of attire worn by the exhibitor is not to be a consideration in placing the horse as long as the attire meets the requirements stated above.
- F. Gaits to be judged according to APHA rules for gaits for Western pleasure (SC-241) and hunter under saddle (SC-201).
- G. The conformation inspection will occur as the horse is walked into the arena prior to the longeing demonstration at which time the judge will also evaluate the horse for conformation suitable for future under saddle performance. The judges may not discriminate for or against muscling, but rather look for a total picture, emphasizing balance, structural correctness, and athletic capability. Each entry will be walked into the arena to the judge and pause for evaluation individually. They will then trot off straight and around a cone and take a place on the wall inside the arena. All entries will be inspected in this fashion and as the "trot-off" is administered, horses showing evidence of lameness should be excused from the class at that time.
- H. Judge(s) will be outside the longeing circle. The exhibitor will enter the longeing area and await the audible start signal. When the signal is given, the exhibitor will be allowed 1½ minutes (90 seconds) to present the horse. At the end of 1½ minutes, a signal will be given again to signify the end of the demonstration. Show management has the option of adding a "half-way" signal if they choose. (The signal may be a bell, whistle or announcement.)
  - 1. Once the class has started, horses warming up prior to their go may only warm up at the walk.
- I. The horse will be scored at the walk, jog or long trot, and lope or canter in both directions. Any horse that does not exhibit these gaits in each direction will be disqualified from the class. Additionally, the judge shall immediately excuse any horse who exhibits obvious lameness at any time during the class. Exhibitors may begin work in the direction of their choice (counter or clockwise).
- J. At the end of the 1½ minutes, a signal will be given and the exhibitor shall at the request of show management, retire from the longeing area and retire to the far end of the ring. The horses are to stand quietly on the rail while the other exhibitors are being judged.
- K. The horses are judged on movement (34 points) according to APHA rules for gaits (SC-201 and SC-241). Manners/Expression/Attitude (14 points) and conformation suitable to purpose (6 points) and use of circle (6 points). Judges may not discriminate for or against bulk, but rather look for a total picture, emphasizing balance and athletic capability.

- L. If the horse plays on the longe line, it shall not count against the horse. The judge will, however, penalize the horse for excessive bucking or running off, stumbling or displaying attitudes that are uncomplimentary to pleasure horses. Falling down will constitute disqualification. Credit is to be given to the horse that, under light control and without intimidation, goes softly and quietly while performing the required gaits. The overall picture of a good mover is a horse that goes forward with comfort, confidence and willingness, a fluid stride with a full extension of the limbs, and a head and neck carriage that is naturally comfortable and compatible with the horses' conformation. Transitions will be smooth, without interruption of forward motion. The horse will exhibit a pleasant look, with clear, bright eyes and a willing attitude. Credit will be given to fluid movement and correct cadence.
- M. Exhibitors are encouraged to exhibit their horse making full use of a longeing circle having a 25' radius (7.5m).
- N. An exhibitor may only show two horses in each longe line class. The same exhibitor must show in both segments of the class. An additional handler may hold the second horse while the first horse is being worked. An additional handler may hold the first horse while the second horse is being worked. A maximum of two handlers may be used. In Amateur classes, any additional handlers must hold a current APHA Amateur card. Exhibitors and handlers may not do anything to disturb any horses in the class while they change handlers.
- O. SCORING. Each evaluated element will receive a score that will be added or subtracted from 70 and is subject to a penalty that should also be subtracted. Conformation, Jog/Trot, Lope/Canter and Manners/Attitude will be scored on the following basis ranging from +3 Excellent, +2 Very Good, +1 Good, 0 Correct, -1 Poor, -2 Very Poor, -3 Extremely Poor and the Walk and Use of Circle will be scored on the following basis ranging from +1½ Excellent, +1 Very Good, +1/2 Good, 0 Correct, -1/2 Poor, -1 Very Poor, -1½ Extremely Poor.
1. Movement.
    - a. Walk. The walk will be scored on a scale of +1 ½ to - 1 ½ 1-3 in each direction, with 0 being average/correct. The horse must be walked long enough for the judge to have sufficient time to evaluate and score the walk. Lower gait scores should reflect stumbling in the gait.
    - b. Jog or Trot. The jog/trot will be scored on a scale of +3 to -3 in each direction, with 0 being average/correct. Using a 25' radius (7.5m), the horse should jog or trot a minimum of ½ circle both directions of the ring. Lower gait scores should reflect stumbling in the gait.
    - c. Lope or Canter. The lope/canter will be scored on a scale of +3 to -3 in each direction, with 0 being average/correct. Using a 25' radius, the horse should lope or canter a minimum of one full circle both directions of the ring. Lower gait scores should reflect stumbling in the gait.
  2. Manners/Expression/Attitude will be scored on a scale of +3 to -3 in each direction, with 0 being average/correct. Horses will be penalized for obvious signs of overwork and sourness such as ear-pinning, head-throwing, striking, tail wringing, or a dull, lethargic manner of going. They will also be penalized for dangerous behavior such as excessive bucking, cutting into the circle, or running off. Additionally, incidental touching the horse with the whip, cross-cantering, balking, backing up on the longe line and excessive urging from the exhibitor should be penalized accordingly.
  3. Conformation will be scored on a scale of +3 to -3, with 0 being average/correct. The horse will be judged on conformation suitable

to future performance as a Western Pleasure or Hunter Under Saddle competitor. The judges should look for a total picture, emphasizing balance, structural correctness, and athletic capability.

4. Use of the circle. Consideration will be given to how well or how poorly the horse/exhibitor team uses the 25' radius (7.5m) of the longeing circle. A separate box on the scorecard is available to indicate an overall score (from +1 ½ to -1 ½ with 0 being average/correct) for use of the circle. Circle Scores: As described earlier, a 25' radius (7.5m) is the appropriate size of circle in which to show a longe liner. It is the judge's responsibility to evaluate the circles and incorporate use of the circle in the gait scores based on the following scale:

+1/2 to +1 ½ points (Good to Excellent Use of the Circle Horse consistently stays on the perimeter of the circle with slight looseness in the line. Horse turns around on the circle perimeter.

0 points (Average/Correct use of the circle). Horse is only slightly inconsistent in using the 25' radius (7.5m) of the circle.

-½ to -1 ½ points (Poor to Unacceptable use of the circle). Horse is shown in a circle radius of less than 25' (7.5m). Potentially dangerous slack in the line. Horse pulls exhibitor out of the circle.

5. Other scoring considerations: This class should be looked upon as a class that defines what it means to be a "pleasure prospect" or "hunter prospect" suitable to become a future performer under saddle. Therefore, attitudes and attributes that contribute to becoming a future performer will be rewarded within the gait scores. Higher gait scores will reflect: Above average to exceptional manners, expression, alertness, responsiveness, and pleasant attitude, above average to exceptionally smooth transitions between gaits, above average to excellent cadence and consistency at all three gaits.

6. Penalties and disqualifications.

- a. Five (5)-point penalties per direction.

1. Failure to walk a minimum of two horse lengths.

2. Failure to jog/trot a minimum of ¼ (quarter) of a circle.

3. Failure to demonstrate the correct lead for a minimum of ¼ (quarter) of a circle.

- b. Disqualification will occur in the following instances: Evidence of lameness—judge will immediately excuse horse from the arena, blatant striking horse with the whip during the longeing demonstration that will cause forward or lateral movement, or the horse falls—A horse is considered to have fallen when it is on its side and all four legs are extended in the same direction, horse steps over or becomes entangled in the longe line, failure to show at all three gaits in both directions, any horse that becomes detached from its exhibitor and is no longer under control, exhibitor disrespect towards the judge(s). Failure to correctly complete the trot off portion of the class in three attempts.

Horse performing more than a walk during the warm-up period.

## **SC-194. Two-Year-Old In-Hand Trail**

Class is limited to two-year-olds. Exception: Points in this class will be applied toward an ROM and all year end titles and awards. World Show points do not count toward year-end awards. Points in this class will not count toward an APHA championship or any other APHA lifetime awards. If a 2-year-old horse is shown under saddle at any show where APHA approved classes are



held, this horse is no longer eligible to be shown in 2-year-old In-Hand Trail the remainder of that calendar year.

A. GENERAL CLASS RULES.

1. Western Attire and Tack. See Rule SC-235.
2. An exhibitor may show a maximum of two horses in Two-Year-Old In-Hand Trail.

B. JUDGING GUIDELINES.

1. Judges should consider the overall appearance of the horse, conditioning and grooming, and the equipment (dirty, ill-fitting or ragged equipment) in their overall scores. Also to be considered is the correctness of the horse while being led. Drifting to the side, leading or stopping crooked, failure to maintain a pivot foot in a turn, leading or turning sluggishly should be considered and evaluated in the horse's maneuver scores and reflected in his overall score. Handlers should be discouraged from excessive verbal cues and excessive stiff or unnatural movements around horse or when leading. For safety reasons, those handlers continuously holding the chain on the lead, tightly coiling lead shank around hand, or dragging the lead shank should be penalized.
2. All faults are to be assessed against the horse and not the exhibitor (with the exception of SC-192.C.3.b.)

C. SCORING SYSTEM. Scoring will be on the basis of 0-infinity, with 70 denoting an average performance. Each obstacle will receive an obstacle score that should be added or subtracted from 70 and is subject to a penalty that should be subtracted. Each obstacle will be scored on the following basis, ranging from plus 1½ to minus 1½: -1½ extremely poor, -1 very poor, -½ poor, 0 correct, +½ good, +1 very good, +1½ excellent. Obstacle scores are to be determined and assessed independently of penalty points. Credit will be given to those horses negotiating the obstacles cleanly, smoothly, and alertly with style in prompt response to the handler's cues. Penalties should be assessed per occurrence as follows:

1. One half ( ½ ) POINT.
  - a. Each tick of log, pole, cone, plant or obstacle.
2. One (1) POINT.
  - a. Each hit, bite or stepping on a log, pole, cone, plant or any component of the obstacle.
  - b. Incorrect or break of gait at walk or jog for two strides or less.
  - c. Both front or hind feet in a single-strided slot or space.
  - d. Skipping over or failing to step into required space.
  - e. Failure to meet the correct strides on trot over log obstacles.
3. Three (3) POINTS.
  - a. Incorrect or break of gait at walk or jog for more than 2 strides.
  - b. Knocking down an elevated pole, cone, barrel, plant or obstacle, or severely disturbing an obstacle unless caused by the tail.
  - c. Stepping outside the confines of, falling or jumping off or out of an obstacle with one foot once the foot has entered obstacle; including missing one element of an obstacle on a line of travel with one foot.
4. Five (5) POINTS.
  - a. Dropping slicker or object required to be carried on course.
  - b. First or second cumulative refusal, balk, or evading an obstacle by shying or backing.
  - c. Letting go of gate or dropping rope gate.
  - d. Use of either hand to instill fear or praise (slight touching or tapping with one hand to cue horse in a sidepass maneuver only is acceptable).

- e. Stepping outside the confines of, falling or jumping off or out of an obstacle with more than one foot once the foot has entered obstacle; including missing one element of an obstacle on a line of travel with more than one foot.
- f. Blatant disobedience (including biting, kicking out, bucking, rearing, striking or continuously circling the exhibitor).
- 5. Zero (0) total score for course (disqualification).
  - a. Performing the obstacles other than in specified order.
  - b. No attempt to perform an obstacle.
  - c. Equipment failure that delays completion of pattern.
  - d. Excessively or repeatedly touching the horse.
  - e. Failure to enter, exit or work obstacle in any manner other than how it's described, including overturns of more than 1/4 turn.
  - f. Failure to follow the correct line of travel between obstacles.
  - g. Working outside designated boundary marker of the arena or course area.
  - h. Third cumulative refusal, balk, or evading an obstacle by shying or backing over entire course.
  - i. Failure to demonstrate correct gait between obstacles as designated.
  - j. Horse gets loose from exhibitor.
  - k. Leading or backing on the wrong side of the horse. Leading and backing should be performed from the left side of the horse.
  - l. Fall of horse or handler.
  - m. Excessive schooling, pulling, turning or backing anywhere on course.
  - n. Failure to complete obstacle (i.e. dropping the rope gate and not picking it up).

#### D. COURSE REQUIREMENTS.

- 1. Use Care in Setting Up Course. Care must be exercised to avoid the setting up of any of these obstacles in a manner that may be hazardous to the horse or handler. Obstacles should be placed in such a manner that they flow from one to the other quickly and efficiently. Trot-overs cannot be elevated.
- 2. Change of Procedure. Where the local conditions and equipment will not permit the establishment of obstacles as specified and that they may require changing of procedures or hand on the lead, then all competitors must be advised that such changing of procedure or of hands is permitted.

#### E. EXHIBITOR REQUIREMENTS.

- 1. Exhibitor must use only the right hand on the lead where the chain begins, and lead on the horse's left side. A chain or cord (5/16in minimum diameter) may be used either under the chin or hanging from the halter, only. Any other use of the chain will result in disqualification. Chain or cord may not be used over the nose. A lead without a chain can be snapped directly to the halter under the chin. Exhibitor must use only the left hand to carry the excess lead, looped loosely except when:
  - a. Carrying an object from one part of the arena to another.
  - b. Dragging an object from one part of the arena to another.
  - c. Opening/closing a gate, left hand gate only. In these cases, the right hand can also carry the excess lead.
  - d. Sidepassing. In this case, the lead at the chain and the excess lead can be held in the hand at the horse's head.
- 2. Exhibitors should be poised, confident, courteous and sportsmanlike at all times. The exhibitor should continue showing the horse until the class has been placed or excused.

3. Any stops should be straight, smooth and responsive with the horse's body remaining straight. Backing and turning should be performed from the left side of the horse. The exhibitor should face the horse when backing. Exception: When negotiating a gate, the exhibitor is not required to face the horse. The horse should back up readily with the head, neck and body aligned in a straight or curved line as instructed.
  4. When executing a turn to the right, the exhibitor should face the horse and move the horse away from them. The turn should be smooth and efficient.
  5. Exhibitor is not allowed to touch the horse, except when sidepassing.
- F. OBSTACLE REQUIREMENTS. Course will include a minimum of 4 and a maximum of 8 obstacles and must be designed using a minimum of one obstacle from each of the following divisions. Complexity of courses may increase throughout the calendar year, keeping in mind that this class is designed to expose the yearling two-year-old year. Course designs in January early in the show season should be very basic compared to later course designs.

Division A.

1. Lead over at least four logs or poles. These can be in a straight line, curved, zigzag, or raised. The space between the logs is to be measured and the path the horse is to take should be the measuring point. Trot-overs cannot be elevated in Novice classes. All elevated elements must be placed in a cup, notched block, or otherwise secured so they cannot roll. The height should be measured from the ground to the top of the element. Spacing for walkovers and trot-overs should be as follows or increments thereof.
  - a. Walk-overs. The spacing for walkovers shall be 20" to 24" (50-60 cm) and may be elevated to 12" (30 cm). Elevated walkovers should be set at least 22" (55 cm) apart.
  - b. Trot-overs. The spacing for trot-overs shall be 3' to 3'3" (90-100 cm)

Division B.

1. Sidepass. An object of such nature and length, which is safe may be used to demonstrate the responsiveness of the horse to signals at its side. If raised, height may not exceed 2 feet (60.96cm). The obstacle should be designed to require the horse to sidepass, to the right or left, off pressure or signal, on or near its side. The obstacle should be in the course design such that the horse comes up to it, but does not cross or straddle it while completing the sidepass. The exhibitor is allowed to touch the horse on the side during the sidepass.
2. Lime Circle. Requiring either:
  - a. Turn on the forehand with front feet inside and back feet turning outside the circle. The handler may hold the horse and the excess lead in his/her left hand during the turn.
  - b. Turn on the haunches with hind feet inside and front feet turning outside the circle.
3. Square, minimum 8' (2.4383m) sides. Lead into the square. While all four feet are confined in the square, make a 360 degree or less turn and lead out. Handler may remain inside or outside the square.
4. Gate. The gate must be set up so that it is a minimum of four feet (1.2192m) in length and four feet (1.2192m) in height and so that the exhibitor can open from his/her left side. It is permissible to carry excess lead in the right hand while negotiating the gate. Handlers losing control of the gate while passing through shall be penalized and scored accordingly.

Division C.

1. Back through. Shall consist of either:
  - a. Poles. Straight L, double L, V, U or similar shaped obstacle. Poles should be on the ground, 30 inches (76.2cm) between minimum. Handler may remain outside or inside the poles.
  - b. Barrels or Cones, minimum of three. 36 inches (91.44cm) between

minimum. Handler and horse can pass between barrels or cones together.

- c. Triangle. 36 inches (91.44cm) between minimum at entry and 40 inches between minimum for sides.

Note: If guardrails are used with b. or c. they shall be 3 (91.44cm) to 4 (121.92cm) feet from the sides of the obstacle.

2. Bridge. A bridge with a wooden floor not to exceed 12 inches (30.48cm) in height and with or without side rails not less than 48 inches (121.92cm) apart will be used.
3. Water Hazard. A ditch or shallow pond of water may be used. A horse must pass through this obstacle, which must be large enough so that to properly complete this obstacle all four feet of the horse must step in the hazard. When a water hazard/box is used, it shall remain dry at all times in all divisions. Management may not place any item in the hazard. If a box is used, simulated water is permissible.
4. Simulated Water. Water may only be simulated by using a solid piece of painted wood.

#### Division D.

1. Carrying Object. Any object, other than animal or fowl, and of a reasonable size or weight, may be carried to a specific point.
2. Drag or Pull. Any object other than animal or fowl which can reasonably be pulled or dragged by the exhibitor. This obstacle should be in the course design such that the item to be dragged is on the handler's left side. The excess lead may be carried in the handler's right hand.
3. Mailbox. Remove and/or replace items. Sidepass is optional. Note: Obstacles 1 and 3—if the object will be picked up/put down or opened/closed on the horse's right side, the handler is allowed to hold the horse and the excess lead in his/her left hand while negotiating the obstacle.
4. Serpentine. Obstacle consisting of four pylons, guardrails optional, through which a horse will maneuver at a walk or jog-trot. Guardrails shall consist of poles placed parallel and a minimum of 4 feet (121.92cm) from the base of pylons; walk-pylons, minimum 4 feet (121.92cm) apart, base to base. Jog-trot pylons, minimum 7 feet (213.36cm) apart, base to base.
5. Jog-around. Square consisting of 4 poles, minimum 12 feet (3.6576m) long, and a pylon placed in the center of the square. Exhibitor will enter over a designated pole, perform a minimum 90 degree jog-around the pylon and exit over the designated pole. The handler should be in the box with the horse. For jog-arounds greater than 90 degrees, the jog-arounds will be performed as a left turn where the exhibitor will be next to the pylon during the jog-around.
6. Jog-through. Shall consist of poles L, double L, V, U or similar shaped obstacle. Poles should be on the 3 feet (91.44cm) minimum and 4 feet (121.92cm) maximum. Handler may be inside or outside the jog-through.

## **SC-195. English Attire and Personal Appointments**

*Class specific rules and Attire and Tack in the back of the Rule Book must also be reviewed for exceptions and allowances.*

- A. ENGLISH ATTIRE AND PERSONAL APPOINTMENTS. In all English classes, exhibitor should wear hunt coats of traditional colors such as navy, dark green, grey, black or brown. Maroon and red are improper. Breeches are to be of traditional shades of buff, khaki, canary, light grey, or rust (or jodhpurs), with high English boots or paddock (jodhpur) boots of black or brown. Black, navy blue or brown hard hat (with harness if

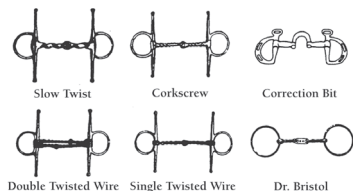
jumping fences at any time on the grounds) is mandatory. A tie or choker is required. Gloves, half chaps, spurs of the unrowelled type that are no longer than one inch and crops and bats are optional. Hair must be neat and contained (as in net or braid). Judges must penalize contestants that do not conform.

1. Exception: ASTM/SEI or international equivalent Helmet with harness properly attached under the chin is required for Youth, **Novice Youth, Youth Walk-Trot**, Novice Amateur and Amateur Walk-Trot exhibitors participating in any English class.
  2. All exhibitors, regardless of age, must wear ASTM-approved helmets when jumping fences anytime on the show grounds at an APHA-approved event. See equipment and attire chart in back of rule book. See Rule SC-235 regarding use of logos.
- B. Judges at their discretion, may authorize adjustments to attire due to weather-related conditions.

### C. ENGLISH TACK.

1. Saddles. Saddles must be black and/or brown leather or synthetic type of traditional hunting or forward seat type, knee inset on the skirt is optional.
2. Saddle pads should fit size and shape of saddle, except when necessary to accommodate numbers on both sides, for which a square pad or suitable attachment may be used. Saddle pads and attachments shall be white or natural color with no ornamentation.
3. Bridles. In all English classes, an English snaffle (no shanks), kimberwick, pelham and/or double bridle consisting of two bits—a curb or weymouth and a snaffle or bradoon—with two reins, no converters allowed, all with cavesson nosebands and nonornamental leather browbands are acceptable.
4. Bits. A port must be no higher than 1½ inches (3.81cm).
  - a. On broken mouthpieces. The mouthpiece may be two or three pieces, if it is three pieces, a connecting ring must be no larger than 1¼ inches (3.17cm) outside diameter, or a connecting flat bar must be no longer than 2 inches (5.08cm) and ¾ inch (0.95cm) to ¾ inch (1.9cm), measured top to bottom, and must lie flat in horse's mouth. See Rule SC-205.B.4.b.
  - b. All smooth, round, twisted, slow twist, corkscrew, double twisted wire (mouthpieces) and straight bars or solid mouthpieces with a maximum port height of 1½ inches (3.81cm) are acceptable.
  - c. Mechanical hackamores, gag and elevator bits are prohibited. Exception: See Rule SC-220.A.
  - d. Nothing, such as extensions or prongs may protrude below the mouthpiece (bar). All mouth pieces must be a minimum of 5/16 inch (.79cm) in diameter measured one inch (2.5cm) from the cheek.
  - e. Illegal. English bits of any style featuring cathedral, fishback, or donut mouthpiece; rough, sharp material, or mechanically altered bits are illegal and shall be cause for disqualification.
  - f. Any bit having a fixed rein requires use of a curb chain, which must be at least ½ inch (1.27 cm) in width and lie flat against the jaw of the horse.
  - g. The judge may prohibit the use of bits and equipment he may consider too severe.
  - h. A bit cannot be physically or mechanically changed to increase the severity of its use and may be eliminated at the discretion of the judge.
  - i. Bloody mouth. Disqualification for abuse is at the discretion of the judge. A horse that has a cut, abrasion or injury showing clear evidence of fresh blood on (including but not limited to) the mouth, nose, chin, shoulder, barrel, flank or hip area shall be inspected by the judge for consideration of how the injury occurred and may be considered abuse. A judge's decision is not protestable.

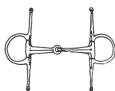
j. Acceptable English Bits. Exception: 2-year-old.



#### Unacceptable Bits



Excessive Port



Triangular Mouth

5. Optional Appointments.
  - a. Spurs of the unrowelled type that are blunt, round or that include a smooth rolling rubber ball, and are no longer than one inch.
  - b. Crops or bats.
  - c. Hunting breast plate.
  - d. Braiding and/or banding of mane and tail.
  - e. Roached mane allowed.
  - f. Artificial tailbraid allowed. See Rule SC-185.L.1.
  - g. Half Chaps
6. Prohibited Appointments.
  - a. Running or standing martingales. Exception: See Rule SC-215.A., SC-220.A., AM-111. and YP-116.
  - b. Rowelled spurs.
  - c. Dropped nosebands. Exception: See Rule SC-220.A. Dropped nosebands shall be interpreted as a cavesson or noseband which is fastened below the bit or mouthpiece.
  - d. Draw reins.
  - e. Legwraps or Boots of any description on the horse. Exception: See Rule SC-220.A.
7. Entries must be shown with both hands maintaining a light contact on the horse's mouth. Hands should be held at 45 degree angle, creating a straight line from the bit to the exhibitor's elbows. The hands should be carried close to the withers--not more than 10" apart. The end of the reins should come out of the top of the hand between the index finger and thumb. Three or four fingers around the reins are permitted. The bight of the reins can be carried on either side of the horse. Exhibitors' hands should be visible to the judge(s) at all times.

### **SC-196. 3-Year Old & Older In-Hand Trail (Zones 12, 13, 14)**

Class is limited to horses aged three years & older and offered in Zones 12, 13 & 14 only. Points in this class will be applied toward an ROM and all year end titles and awards. Points in this class will not count toward an APHA championship or any other APHA lifetime awards. World Show points do not count toward year-end awards. Exhibitors in the 3 Years & Older In-Hand Trail class may not cross-enter into any other ridden trail class with the same horse at the same show (Exception: Youth 3 Year Old & Older In-Hand Trail).

A. GENERAL CLASS RULES.

1. Western Attire and Tack. See Rule SC-235.
2. An exhibitor may show a maximum of two horses in 3 Years & Older In-Hand Trail.
3. This class may be offered in Open, Amateur and Youth divisions.

B. JUDGING GUIDELINES. See Rule SC-192.B

**SC-197. 3-Year-Old & Older Longe Line (Zones 12, 13, 14)**

Class is limited to 3-year-old and older horses and offered in Zones 12, 13 and 14 only. Points in this class will be applied toward an ROM and all year-end titles and awards. World Show points do not count toward year-end awards. Points in this class will not count toward an APHA Championship or any other APHA lifetime awards.

A. GENERAL CLASS RULES.

1. Western Attire and Tack. See Rule SC-235.
2. An exhibitor may show a maximum of two horses in 3-Year-Old & Older Longe Line.
3. This class may be offered in Open, Amateur and Youth divisions.

B. JUDGING GUIDELINES. See Rule SC-191.B

**SC-201. English Performance Gaits**

A. THE WALK:

1. Poor Walk: This horse may have an uneven pace that lacks a four beat cadence or have a stop and start or robotic appearance that resembles a march. He may appear nervous and on the muscle or intimidated and fearful of going forward. He may anticipate or try to jog or break or he may appear dull, bored and listless dragging his legs and losing rhythm and flow.
2. Average Walk: The horse will walk with a four-beat gait, a balanced top line and a relaxed appearance. He may slow down some but still maintains forward motion. He keeps his body straight and has cadence and rhythm. All of this done correctly and with manners is average.
3. Good Walk: This horse has a four beat, a balanced and comfortable top line, relaxed demeanor and appears bright and attentive. He maintains rhythm, flow and cadence and travels straight with light contact from the reins. He reaches from his shoulder and tracks up from behind with his reaching legs staying close to the ground. His feet enter the ground softly and maintain the same pace coming out of the ground as he has going into it.

B. THE TROT:

1. Extremely Poor Trot: This is a horse that cannot seem to do a two-beat gait and appears very uncomfortable in his attempt to accomplish it. He does not have any flow or balance in his motion and appears uncomfortable to ride. He may be weak and sloppy in his hocks causing a loss of forward motion or use his hocks loosely or too far back causing a loss of cadence and rhythm. This also could be a horse that is misbehaving and is unwilling to perform the gait properly and therefore is not exhibiting acceptable motion.
2. Very Poor Trot: This is a horse that may have an uneven cadence or be unwilling to go forward. He may not keep an even and balanced motion with a level top line. This horse may appear quick legged or seem to move in an up and down fashion or may be on the muscle looking nervous and tense or he may be on a loose and sloppy rein causing a lack of collection or to travel heavy on the forehand. He may cover the ground by taking more frequent steps instead of correctly increasing the length of the strides.

3. Poor Trot: This is a horse with an average motion, exhibiting negative characteristics in their performance. For example, this horse may have an average trot gait but have a dull, unhappy or resentful expression.
4. Correct or Average Trot: This horse has a two-beat diagonal gait in which the left front and right hind foot touch the ground simultaneously and the right front and left hind do so also. This is the standard trot and a horse MUST have a true two-beat gait to be "average" or any of the levels higher than "average". He has a level top line, with a relaxed appearance and pleasant expression, is shown on light contact and appears to go in a forward, obedient manner.
5. Good Trot: This is a horse with an average motion, exhibiting positive characteristics in their performance. For example this horse may have an average trot gait but have excellent manners and expression with ears forward and appearing bright but relaxed and calm.
6. Very Good Trot: This is a horse that appears very comfortable to ride, always has a consistent rhythmic cadenced two-beat gait, is guiding well and has a relaxed and level top line. He has a good forward stride with balance and impulsion. Compared to the excellent horse he may not have as much stride as he may not have the degree of drive off the hindquarters or as much reach with his shoulders. He may bend his knees or flex his pasterns a little but he is still obviously soft, smooth and relaxed. He has an attentive and calm appearance with a pleasant expression and maintains light bit contact.
7. Excellent Trot: This horse's motions seem effortless and efficient. He utilizes his top line by rounding his back and driving evenly off his hind legs creating impulsion and suspension while still remaining soft and controlled. He takes long ground covering steps with deliberate full strides and stays close to the ground. He reaches from his shoulder and is flat with his knee and extends his leg forward and seems to enter the ground toe first, even though it actually lands flat. His drive from his hocks allows his hind leg to step into or in front of where his front foot left the ground using full extension of the stride. This horse is balanced, has a level top line and has an even rhythm and cadence. He has excellent manners and great expression appearing relaxed and happy, soft in his poll, jaw and mouth and is shown on light contact.

#### C. THE EXTENDED TROT:

1. Poor Extended Trot: This horse never appears to lengthen his stride but just trots faster. He may also appear to be jarring and rough to ride.
2. Average Extended Trot: Is a horse who when asked to extend, moves up in his pace and still appears smooth to post on.
3. Good Extended Trot: Is a horse who when asked to extend has an obvious lengthening in his stride with a slight increase in his pace making him more versatile. This horse is still smooth but appears to have more length with less effort being exerted.

#### D. THE CANTER:

1. Extremely Poor Canter: This is a horse that does not have a true three-beat gait. He has no cadence, no rhythm, and no balance, appears out of sync and obviously is not comfortable to ride. This may also be a horse that is misbehaving and is unwilling to perform the gait properly and therefore is not exhibiting acceptable motion.
2. Very Poor Canter: This is a horse that may appear to have a three-beat gait but lacks self carriage. He may be flat in that he has either not rounded his back, or failed to engage his hindquarters and therefore



lacks drive, impulsion and suspension. He may be weak hocked causing him to pull himself forward with his front end or he may not be balancing off his hindquarters causing him to be heavy on his forehand. This horse may lack forward motion, smoothness of gait, or consistency of speed. He may not use his shoulders properly causing excessive knee action. He may be showing on loose reins and be strung out and lacking collection or be nervous and on the muscle causing a shortening or quickening of stride.

3. Poor Canter: This is a horse with an average motion, exhibiting negative characteristics in his performance. For example, this horse may have an average canter but be lacking in expression or lack consistency in his top line.
  4. Correct Or Average Canter: This horse has a true three-beat gait with a level top line, and a comfortable motion. This is the standard canter and a horse MUST have a true three-beat gait to be considered "average" or any of the levels higher than "average". He is shown on light contact and is responsive to his rider and has a relaxed appearance with a pleasant expression.
  5. Good Canter: This is a horse with an average motion, exhibiting positive characteristics in his performance. For example, this may be a horse with an average canter gait but has great expression, consistency and lovely manners.
  6. Very Good Canter: This is a horse that has more style, drive, impulsion and suspension than the average horse. He has a strong but smooth drive from behind. He may bend his knee a little or not have quite the length of stride of the excellent horse, yet he still has a level top line and relaxed appearance, is correct and appears to be comfortable to ride. He has a pleasant expression and is responsive to his rider and shown with light bit contact.
  7. Excellent Canter. This is a horse that utilizes his top line by rounding his back, engaging his hindquarters to drive his hind legs deep underneath him creating impulsion and suspension in his motion. He has a strong, deep, forward stride behind and an equally forward, flat-kneed reach with his front legs. He appears effortless and totally in control of his motion with great self carriage. He creates energy yet stays soft and responsive to his rider. His weight is distributed properly onto his hindquarters and he moves with long, slow strides. He gives the appearance that, if asked, he could easily lengthen his stride and correctly perform a hand gallop. This horse has a great degree of suspension, impulsion and elasticity to his movement. He has great expression with ears forward and is consistent, relaxed and confident with light bit contact.
- E. Back. Horses should back on command, quietly, willingly and easily in a straight line without resistance. Jawing, resisting or tossing of the head should be penalized.
1. A Poor Back appears resistant or heavy in front. He/she may gap his/her mouth, throw his/her head or back crooked.
  2. An Average or Correct Back is straight and covers at least one horse length. The horse is smooth and quietly receives light contact without hesitation.
  3. A Good Back displays balanced and smooth flowing movements with self-carriage. The horse should back straight at least one horse length quietly and without gapping his mouth. The back should be done smoothly with light contact and without hesitation.

## SC-204. English Versatility Pattern

For horses three years of age and older. This class may be offered in the Open (Junior and Senior), Amateur, Youth and Walk-Trot divisions.

**A. No horse may cross enter into any Ranch Riding, Ranch Rail Pleasure, Ranch Pleasure or Ranch Trail class at the same show.**

B. Hunt-seat Attire and Tack: See rule SC-195.

C. The purpose of this class is to demonstrate the versatility of the English Versatility Pattern horse. The horse should reflect the versatility, attitude, and movement of a versatile English horse. The horse should be well-trained, relaxed, quiet, soft and cadenced at all gaits. The ideal English Versatility Pattern horse will travel with forward movement and demonstrate an obvious lengthening of stride at extended gaits. The horse will be ridden on light contact without requiring undue restraint. The overall manners and responsiveness of the English Versatility Pattern horse to make timely transitions in a smooth and correct manner, as well as the quality of the movement and maneuvers are of primary considerations. Movement, expression, and attitude are of utmost importance.

D. English Versatility Pattern horses should exhibit a good attitude and a natural demeanor. Emphasis should be placed on their manner, movement, and attitude, as indicated by the horse's ears, mouth, tail, and overall way of going. Judges shall be instructed to pay particular attention to the above-mentioned and any attempt to alter the above shall result in lower maneuver evaluations.

E. Gaits will be judged according to SC-201. English Performance Gaits emphasizing correctness, quality and degree of difficulty. Expression, rhythm, and flow are of utmost importance. Cantering with enough forward motion to approach a fence will be credit earning.

F. Head Set: The head should be carried at an angle that is natural and suitable to the horse's conformation at all gaits. Ideally, a horse should carry its head no lower than level and its nose should be in front of vertical. Below is an example of the ideal head set.



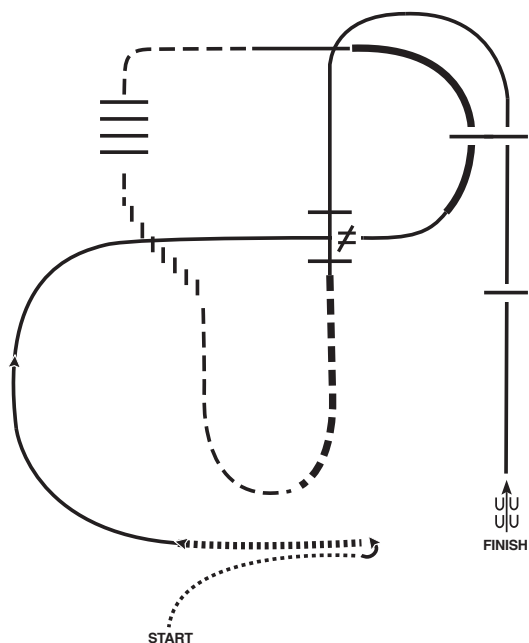
### G. CLASS REQUIREMENTS

1. Each horse will work individually, performing both required and optional maneuvers. Horses will perform a ground covering walk, trot at a pace capable of negotiating poles, and canter in a forward motion as in performing a flying lead change or approaching a fence.
2. The required maneuvers will include the walk, trot, and canter in both directions; extended trot, stop, back, 180 forehand turn either direction, change of lead (simple or flying) either direction, and trot or canter over a jump, cross rail, cavalettis, ground poles or raised rails. Maximum height of 2'6" on any jump or 12" on any raised rails. Amateur and youth division to be limited to raised rails.
3. Pole Distances:
  - a. Walk poles: 30"
  - b. Trot poles: 3'6"-4'
  - c. Canter poles: 8'-10'

4. Optional maneuvers may include extending the walk, extending the trot, hand gallop, leg yield at trot, stand quietly, trot through or around cones or chute, or some reasonable combination of maneuvers that would be expected of an English Versatility Pattern horse to perform.
  5. Patterns will consist of 10 to 15 maneuvers.
  6. The maneuvers may be arranged in various combinations with final approval by the judge.
  7. One of the suggested five patterns may be used, however a judge may utilize a different pattern as long as all required maneuvers and three or more optional maneuvers are included.
  8. No time limit.
- H. SCORING: Scores will be between 0-100 points and automatically begins the run with a score of 70 points. The horse/rider team is score on the quality of each maneuver (e.g. -1 ½ extremely poor, -1 very poor, -1/2 poor, 0 correct, +1/2 good, +1 very good, +1 ½ excellent). Maneuver evaluations and penalty applications are to be determined independently. The following penalties will be applied to each occurrence and to deducted from the final score:
1. One-half point
    - a. Each tick of log, pole, cone, plant or obstacle
  2. One-point penalties
    - a. Over-bridled (per maneuver)
    - b. Out of frame (per maneuver)
    - c. Break of gait at walk or trot for 2 strides or less
    - d. Wrong lead or out of lead for 2 strides or less
    - e. Each hit, bite or stepping on a log, pole, cone, plant or any component of the obstacle.
    - f. Both front or hind feet in a single-strided slot or space at a walk or trot
    - g. Skipping over or failing to step into required space
    - h. Split pole in cantering over poles
    - i. Failure to meet the correct strides on trot-over and canter over pole obstacles
    - j. Loss of forward motion during transitions
    - k. Quick, short vertical strides (per maneuver)
  3. Three-point penalties
    - a. Break of gait at walk or trot for more than two strides
    - b. Break of gait at canter, except when correcting an incorrect lead
    - c. Wrong lead or out of lead for more than 2 strides
    - d. Knocking down an elevated pole, cone, barrel, plant, standard, obstacle or severely disturbing an obstacle
    - e. Out of lead or cross-cantering more than two strides when changing leads, trotting more than three strides when making a simple lead change.
    - f. Trotting three or more strides in a canter departure from a stop or walk.
    - g. Over canted at the canter—(Outside hind leg consistently carried further in than inside front leg) per maneuver.
    - h. Stepping outside the confines of, falling or jumping off of an obstacle with designated boundaries with one foot once the foot has entered obstacle, including missing one element of an obstacle on a line of travel with one foot.
    - i. Loss of cadence at any gait per maneuver

- j. Over flexing or straining neck in head carriage so the nose is carried behind the vertical per maneuver
  - k. Opening mouth excessively per maneuver
  - l. A back that is poor, reluctant or with hesitation
  - m. Excessive nosing out per maneuver
  - n. Excessive movement of the topline at the trot or canter per maneuver
  - o. Head Carried too low (tip of ear consistently below the withers)
  - p. Head Carried too high (tip of ear consistently above the withers)
  - q. Excessive slowness at any gait, loss of forward momentum
4. Five-point penalties
- a. Blatant disobedience (kick, bite, buck, rear, etc)
  - b. Each refusal of a maneuver or obstacle
  - c. Use of either hand to instill fear or praise
  - d. Spurring in front of the girth
  - e. Stepping outside the confines of, falling or jumping off or out of an obstacle with designated boundaries with more than one foot once the foot has entered obstacle, including missing one element of an obstacle on a line of travel with more than one foot.
  - f. A horse which appears sullen, dull, lethargic, intimidated, emaciated, drawn or overly tired
  - g. Knocking down a jump, cross rail or cavelletti.
5. Disqualifications
- a. Eliminate or adding maneuver
  - b. Incomplete maneuver
  - c. Off pattern
  - d. Repeated blatant disobedience
  - e. Third cumulative refusal, balk, or evading an obstacle by shying or backing over entire course
  - f. Failure to ever demonstrate correct lead and/or gait as designated
  - g. Failure to complete obstacle
  - h. Fall of horse or exhibitor
  - i. Excessive schooling, pulling, turning, or backing anywhere on course
  - j. No attempt to perform an obstacle
  - k. Equipment failure that delays completion of pattern
  - l. Excessively or repeated touching the horse on the neck to lower the head
  - m. Failure to enter, exit or work obstacle in any manner other than how it's described, including overturns of more than 1/4 turn
  - n. Failure to follow the correct line of travel between obstacles.
  - o. Illegal equipment
  - p. Willful abuse
  - q. Lameness
  - r. Unsportsmanlike conduct

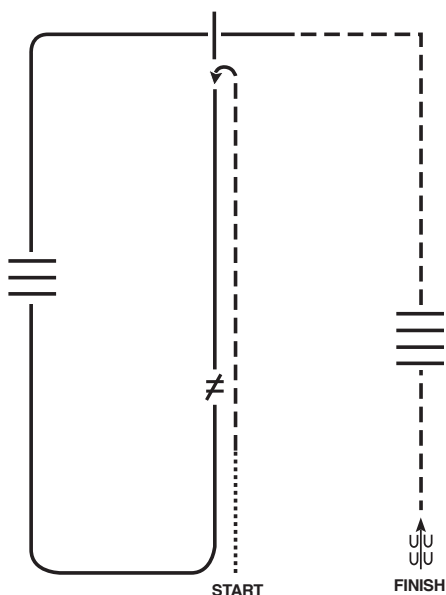
# English Versatility - Pattern 1



1. Walk From Gate
2. Stop. Forehand Turn either Direction
3. Extended Walk
4. Canter Right Lead
5. Change Leads Simple or Flying
6. Left Lead Building to Hand Gallop
7. Left Lead Hand Gallop Over one Raised Pole or Cavaletti/Jump
8. Collect Canter on Left Lead
9. Trot Right Diagonal
10. Trot Over Four Poles
11. Leg Yield at Trot
12. Continue Trot Building to Extended Trot Up Center
13. Canter over Two Rails or Cavalettis
14. Canter Right Lead Around Top over two Cavalettis or Small Jumps

Walk	.....
Extended Walk	
Jog/Trot	- - - - -
Lope/Canter	— — — — —
Hand Gallop	— — — — —
Extended Trot	— — — — —
Leg Yield	
Change Lead	≠
Gate	⌋ ⌋ ⌋
Back	← ← ← ← ←
Judge	⌋
Marker	○
Sidepass	← ← ← ← ←

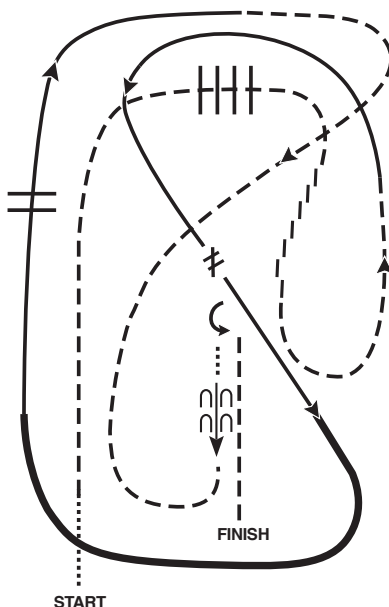
## English Versatility - Pattern 2



1. Forward Walk From Gate
2. Trot Right Diagonal
3. Halt 180 Forehand turn right
4. Canter Left Lead
5. Change Leads Simple or Flying
6. Right Lead around end and over three rails
7. Right lead around end and over one rail
8. Trot Left Diagonal
9. Trot Four Rails
10. Forward sitting trot
11. Stop and back

Walk	.....
Jog/Trot	-----
Lope/Canter	=====
Extended Trot	=====
Leg Yield	
Change Lead	≠
Gate	1
Back	← 3 3 3
Judge	ⓐ
Marker	○
Sidepass	← ← ←

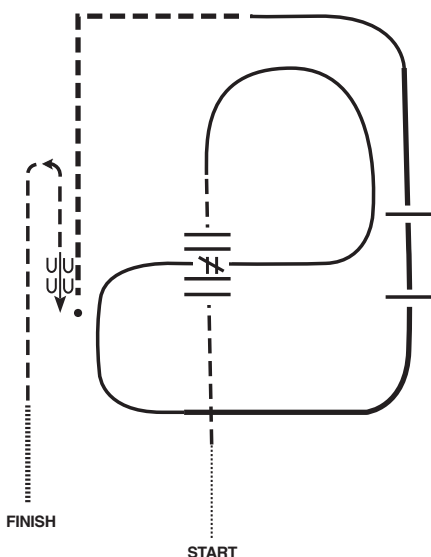
## English Versatility - Pattern 3



1. Walk with Forward Energy
2. Trot Tracking to Right
3. Trot Four Poles
4. Leg Yield Right
5. Trot Half Circle to Left
6. Left Lead Canter Arc
7. Canter Across Diagonal Changing Leads in Center (Simple or Flying)
8. Right Lead Canter Building to a Hand Gallop
9. Collect and Canter Two Rails, Cavalettis, or Small Jumps to top of pattern
10. Break to a Forward Trot Around End and Across Diagonal
11. Trot Up Center Line
12. Stop and Back
13. Walk Forward 180 Forehand Turn Left
14. Sitting Trot to exit

Walk	.....
Jog/Trot	-----
Lope/Canter	=====
Extended Trot	=====
Hand Gallop	=====
Leg Yield	
Change Lead	≠
Gate	⌋⌋⌋⌋⌋⌋
Back	←←←←←
Judge	●
Marker	○
Sidepass	←←←←←

## English Versatility - Pattern 4

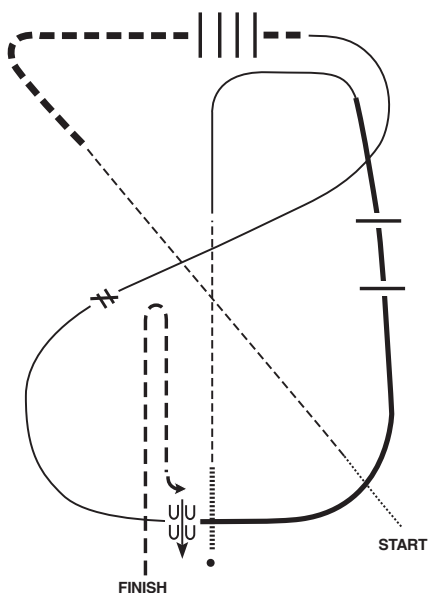


1. Forward Walk from Gate
2. Trot Up Center
3. Trot 4 Poles
4. Canter Right Lead
5. Canter Across Center
6. Change Leads (Simple or Flying)
7. Build to Hand Gallop on Left Lead
8. Hand Gallop Two Rails/Cavalettis or Small Jumps
9. Collect Canter
10. Extended Trot
11. Halt and Back
12. Forehand Turn Right
13. Sitting Trot
14. Extended Walk to Exit

Walk	.....
Extended Walk	
Jog/Trot	- - - -
Lope/Canter	— — — —
Hand Gallop	=====
Extended Trot	=====
Leg Yield	
Change Lead	≠
Gate	⌋⌋⌋⌋
Back	←←←←
Judge	●
Marker	○
Sidepass	←←←←



## English Versatility - Pattern 5



1. Forward Walk from Gate
2. Trot Diagonal Line Building to Extended Trot
3. Extended trot
4. Extended Trot over Four Poles
5. Collect Trot and Canter Right Lead Around top
6. Right Lead Diagonal Line and Change Leads (Simple or Flying)
7. Left Lead Canter Building to Hand Gallop at center
8. Hand Gallop over two Rails, Cavalletis or Small Jumps
9. Collect and Canter Down Center
10. Sitting Trot Down Center Line
11. Walk
12. Halt and Back
13. Forehand Turn Right
14. Trot to Exit

Walk	.....
Jog/Trot	-----
Lope/Canter	=====
Hand Gallop	=====
Extended Trot	=====
Leg Yield	
Change Lead	≠
Gate	
Back	←←←
Judge	J
Marker	○
Sidepass	←←←

## **SC-205. Hunter Under Saddle**

---

A. ENGLISH ATTIRE AND TACK. See Rule SC.195.

B. FOUR APPROVED CLASSES. A show may have up to four approved Hunter Under Saddle classes. If four Hunter Under Saddle classes are to be offered at a show, they shall be the following:

1. Senior Hunter Under Saddle, six-year-old and older.
2. Junior Hunter Under Saddle, five-year-old and younger.
3. 3-Year-Old Hunter Under Saddle.
  - a. Horses shown in this class will not be eligible for any other open Hunter Under Saddle class at the same show or contest where APHA approved classes are held. Exception: Green Hunter Under Saddle.
  - b. Horses may be shown in a regulation hunt snaffle bit. No mouth pieces can be wrapped in metal. No square stock steel can be used. Slow twists, corkscrew, double and single twisted wires may be used if they are a minimum of  $\frac{5}{16}$ " in diameter to be measured 1" from the cheek or ring. Bits may be broken in more than one place. No bit with leverage such as Kimberwicks, pelhams, Mylars, or any bit with shanks, a curb chain, (or fixed reins), can be used in either the two-or three-year-old hunter under saddle.

4. 2-Year-Old Hunter Under Saddle.

- a. Horses shown in this class will not be eligible for any other open Hunter Under Saddle class at the same show or contest where APHA approved classes are held. Exception: Green Hunter Under Saddle.
- b. Horses may be shown in a regulation hunt snaffle bit. No mouth pieces can be wrapped in metal. No square stock steel can be used. Slow twists, corkscrew, double and single twisted wires may be used if they are a minimum of  $\frac{5}{16}$ " in diameter to be measured 1" from the cheek or ring. Bits may be broken in more than one place. No bit with leverage such as Kimberwicks, pelhams, Mylars, or any bit with shanks, a curb chain, (or fixed reins), can be used in either the two-or three-year-old hunter under saddle.

C. THREE APPROVED CLASSES. If three Hunter Under Saddle classes are to be offered at a show, they shall be the following:

1. Senior Hunter Under Saddle, six-year-old and older.
2. Junior Hunter Under Saddle, five-year-old and younger.
3. Show management may choose one of the following classes:
  - a. 3-Year-Old Hunter Under Saddle.
    1. Horses shown in this class will not be eligible for any other open Hunter Under Saddle class at the same show or contest where APHA approved classes are held. Exception: Green Hunter Under Saddle.
    2. Horses may be shown in a regulation hunt snaffle bit. No mouth pieces can be wrapped in metal. No square stock steel can be used. Slow twists, corkscrew, double and single twisted wires may be used if they are a minimum of  $\frac{5}{16}$ " in diameter to be measured 1" from the cheek or ring. Bits may be broken in more than one place. No bit with leverage such as Kimberwicks, pelhams, Mylars, or any bit with shanks, a curb chain, (or fixed reins), can be used in either the two-or three-year-old hunter under saddle.
  - b. 2-Year-Old Hunter Under Saddle.
    1. Horses shown in this class will not be eligible for any other open

Hunter Under Saddle class at the same show or contest where APHA approved classes are held. Exception: Green Hunter Under Saddle.

2. Horses may be shown in a regulation hunt snaffle bit. No mouth pieces can be wrapped in metal. No square stock steel can be used. Slow twists, corkscrew, double and single twisted wires may be used if they are a minimum of  $\frac{5}{16}$ " in diameter to be measured 1" from the cheek or ring. Bits may be broken in more than one place. No bit with leverage such as Kimberwicks, pelhams, Mylars, or any bit with shanks, a curb chain, (or fixed reins), can be used in either the two-or three-year-old hunter under saddle.


D. TWO APPROVED CLASSES. If two Hunter Under Saddle classes are to be offered at a show they shall be the following:

1. Senior Hunter Under Saddle, six-year-old and older.
2. Junior Hunter Under Saddle, five-year-old and younger.

E. ONE APPROVED CLASS. If only one Hunter Under Saddle class is to be offered at a show, it shall be the following:

1. All Ages Hunter Under Saddle.

F. MOVEMENT TO PURPOSE. Hunter Under Saddle horses should be suitable to purpose. They should move in a long, level frame and be able to lengthen their strides and cover ground as in traversing Hunt Country following hounds. This class will be judged on performance, condition and suitability to purpose as described herein. Hunter Under Saddle horses should be attentive and natural in their gait. Emphasis shall be placed on manner, movement and attitude. Hunter Under Saddle horses should move with long, low strides reaching forward with ease and smoothness, be able to lengthen stride and cover ground with relaxed, free-flowing movement, while exhibiting correct gaits that are of the proper cadence. The quality of the movement and the consistency of the gaits is a major consideration. Horses should be obedient, have a bright expression with alert ears, and should respond willingly to the exhibitor with light leg and hand contact. Horses should be responsive and smooth in transition. When asked to extend the trot or hand gallop, they should move out with the same flowing motion. The poll should be level with, or slightly above, the withers to allow proper impulsion behind. The head position should be slightly in front of, or on, the vertical. Horses should be serviceably sound.



G. CLASS PROCEDURE

1. Horses to be shown under saddle, not to jump.
2. Horses to be shown at a walk, trot and canter both ways of the ring. Horses should back easily and stand quietly. Credit will be given to horses that are shown in close proximity to the rail.
3. Horses may change gaits at the flat-footed walk or the trot at the judge's discretion. Light contact with the horse's mouth is recommended.
4. At the option of the judge, horses may be asked to extend the walk, trot or to hand gallop one or both ways of the ring.

5. Horses to be reversed to the inside away from the rail. Horse must reverse at a walk or a trot at the discretion of the judge, but shall not be asked to reverse at the canter, extended trot or hand gallop.
  6. At the option of the judge, all or just the top twelve (12) horses may be required to hand gallop, one or both ways of the ring. Never more than 12 horses to hand gallop at one time. At the hand gallop, the judge may ask the group to halt and stand quietly on a free rein (loosened rein).
  7. The judge may, at his discretion, back only the finalists.
- H. FAULTS.
1. To be scored according to severity:
    - a. Quick, short or vertical strides.
    - b. Being on the wrong lead and/or wrong diagonal at the trot.
    - c. Breaking gait.
    - d. Excessive speed at any gait.
    - e. Excessive slowness in any gait, loss of forward momentum.
    - f. Failure to take the appropriate gait when called for.
    - g. Head carried too high.
    - h. Head carried too low (such that poll is below the withers).
    - i. Over flexing or straining neck in head carriage so the nose is carried behind the vertical.
    - j. Excessive nosing out.
    - k. Failure to maintain light contact with horse's mouth.
    - l. Stumbling.
    - m. If a horse appears sullen, dull, lethargic, emaciated, drawn or overly tired.
    - n. Consistently showing too far off the rail.
  2. Faults which will be cause for disqualification, except in novice amateur or novice youth, which shall be faults scored according to severity:
    - a. Head carried too low (such that poll is below the withers consistently).
    - b. Over flexing or straining neck in head carriage so the nose is carried behind the vertical consistently.

## **SC-206. Green Hunter Under Saddle**

- A. The purpose of Green Hunter Under Saddle is to allow a horse to compete on an entry-level field with horses of the same level of experience. The Green Hunter Under Saddle is a stepping-stone to the more advanced level of competition with seasoned horses. This class should be judged according to the purpose of its intent.
- B. Horses must be ridden with the equipment that is approved as per APHA equipment rules for hunter under saddle.
- C. With the exception of eligibility and equipment requirements, the same rules apply in Green Hunter Under Saddle as apply in hunter under saddle.
- D. Horses eligible to compete:
  1. Horses in their first year of showing in Hunter Under Saddle or that have shown during previous years in **APHA, PtHA or any other national or international breed or discipline association** in any Hunter Under Saddle classes, but have not won more than 25 points (10 points in Zones 12,13,14), or a World or Reserve World Championship as of January 1 of the current show year. Points from all divisions (excluding Walk-Trot) will count and are cumulative in determining eligibility. In addition, as of January 1 of the current show year, horses may not have won more than \$2,500 in lifetime earnings under saddle in any Hunter Under Saddle class at any event in which

the earnings are verifiable. Accuracy of eligibility is the responsibility of the owner and exhibitor and is subject to verification.

2. Year Long Eligibility. If a horse is considered eligible on January 1, it may continue to be shown in this class for the calendar year, regardless of points earned.
- E. Horses showing in this event may also enter their respective hunter under saddle class at the same show. Green Hunter Under Saddle does not count for show all-around or high-point awards.
- F. Points earned in this class will count toward APHA Register of Merit, Superior Event and Honor Roll awards only. Points in this class will not count toward any other APHA awards including Breeders' Trust payouts. (World Show points do not count toward year-end awards).

## **SC-207. Over Fences Arena Equipment**

---

### **A. EQUIPMENT.**

1. All poles must be a minimum of 10 feet long and a minimum of 3 inches and a maximum of 4 inches in diameter.
2. No square or PVC poles shall be used. Round or hexagonal poles are acceptable for jumping and round poles only are acceptable for hunter classes.
3. Care must be used to avoid setting up courses in a manner that may be hazardous to the horse or riders.
4. Jump standards with heights at 3-inch (7.62 cm) intervals with jump cups are recommended.
5. Standards made of PVC material must be anchored or properly secured.

## **SC-210. Hunter Hack**

---

### **A. ENGLISH ATTIRE AND TACK.** See rules SC-195.

- B. RING PROCEDURE. Horses will be shown at a walk, trot and canter both ways of the ring and shall be required to jump a minimum of two (2) jumps of two feet (2') (60.96cm) but not more than three feet (3') (90cm) in height. Jumps to be spaced on multiple of twelve (12) feet (3.65m), minimum of thirty-six (36) feet (10.97m). Obstacles to simulate those found in hunt field. See SC-215.D.2. A ground line on approach side of each fence is mandatory.

- C. JUDGING JUMP PERFORMANCE AND RAIL WORK. The class will be judged on an even hunting pace, manners, way of going and jumping style. Jumping phase will be scored as in the Working Hunter Class. Horses eliminated in over fence portion of the class shall be disqualified. The class shall be judged 70% on performance over fences, 30% on rail work.

## **SC-214. Green Working Hunter**

---

### **A. Horses eligible to compete:**

1. Horses in their first year of showing in approved APHA shows in green working hunter.
2. All other horses that have shown during the previous year(s) in **APHA, PtHA or any other national or international breed or discipline association** in any working hunter, or jumping classes, but have not won more than a total of twenty-five (25) points (10 points in Zones 12, 13, 14), or a World or Reserve World Championship as of January 1 of the current show year. Points from all divisions (excluding Walk-Trot) will count and are cumulative in determining eligibility. In addition, as of January 1 of the current show year, horses may not have won more than \$2,500 in lifetime earnings under saddle in any Working Hunter or Jumping class at any event in which the earnings are verifiable. Accuracy of eligibility is the responsibility of the owner and exhibitor and is subject to verification.

- B. Year Long Eligibility. If a horse is considered eligible on January 1, it may continue to be shown for the calendar year, in this class, regardless of points earned.
- C. Fence Heights. Two feet, three inches (2'3") (68.5 cm)-three feet (3') (91cm).
- D. The same rules shall apply in green working hunter as apply in junior, senior and all-ages working hunter.
- E. Horses showing in this event may also enter their respective Working Hunter class (Jr., Sr., All Ages) at the same show. Note: green Working Hunter does not count for show all-around or high-point awards.
- F. Points earned in this class will count for all APHA awards. Exception: APHA Champion, Performance Versatility, Superior All-Around, Supreme Champion, Top 20 or Zone Top 5 Awards.

## **SC-215. Working Hunter**

- A. ENGLISH ATTIRE AND TACK. See rules SC-195. Exception: Running or standing martingales are permitted.
- B. JUNIOR AND SENIOR WORKING HUNTER. The same rules apply in junior working hunter as apply to senior or all-ages working hunter classes.
- C. HUNTER DISTANCES. Combinations: one stride in and out, 24-26 feet; two strides in and out, 36 feet. Distances relative to height are recommended as below. Consideration should be given to adjusting only if weather conditions or arena footing (too deep, packed, too hard, or too wet) would so warrant. Safety of horse and/or rider should always be given priority.

Height	2'3"	2'6"	2'9"	3'0"
Distance				
3 strides	46'6" (14.17m)	47' (14.35m)	47'6" (14.51m)	48' (14.63m)
4 strides	58'6" (17.83m)	59' (17.98m)	59'6" (18.17m)	60' (18.29m)
5 strides	70' (21.33m)	70'6" (21.52m)	71' (21.64m)	72' (21.95m)
6 strides	81'6" (24.84m)	82' (24.99m)	82'6" (25.18m)	84' (25.60m)
7 strides	93' (28.34m)	93'6" (28.53m)	94' (28.65m)	96' (29.26m)

- D. COURSE AND ARENA MANAGEMENT.
  - 1. Minimum Obstacles & Fences. Minimum of four (4) obstacles. Horses to jump a minimum of eight (8) fences. One change of direction is mandatory.
  - 2. Obstacles Which May Be Used.
    - a. Fences shall simulate obstacles found in the hunting field, such as natural looking post and rail, brush, walls, coops and ascending oxers (not square). Triple bar and hogsback are prohibited. Striped poles are not recommended.
    - b. The top element of all fences must be securely placed so that a slight rub will not cause a knockdown.
    - c. Distance between fences is recommended to be in 12 foot (3.65m) increments with the exception of some combinations; one stride in and out, 24-26 feet (7.31-7.92m); two strides in and out, 36 feet (10.97m); three strides, 48 feet (14.63m).
    - d. Height of obstacle must be a minimum of 2 feet, 3 inches (2'3") ( 68.5 cm) and a maximum of 2 feet, 9 inches (2'9") (85cm) for Novice Amateur and Novice Youth classes; a minimum of 2 feet, 6 inches (2'6") (76.12cm) and a maximum of 3 feet (3') (91cm) for junior horses, Amateur and Youth classes; a minimum of 2 feet, 9

inches (2'9")(85 cm) and a maximum of 3 feet, 3 inches (3'3") (1m) for senior horses.

- e. A variation of three inches (3") (7.62cm) in fence height, lower than official heights listed, may be instituted if show management and the judge feel circumstances warrant, i.e., footing, weather, etc.
  - f. The use of wings on obstacles in hunter classes is recommended.
3. A hunter course shall be any course that management deems a fair test of a hunter. Judges are responsible for correctness of each course after it has been set and shall call the show committee's attention to any errors that would tend to result in unfair or inappropriate courses. The judge must walk the course and has the right and duty to alter the course in any manner to ensure its safety. The judge may remove or change any obstacle he deems unsafe or non-negotiable. There will be a minimum five minute warm-up period after the course walk is closed before the first competitor is called to the ring to compete.

#### E. SCORING.

1. Judging. Horses shall be judged on manners, way of going and style of jumping. Horses shall be credited with maintaining an even hunting pace that covers the course with free-flowing strides. Preference will be given to horses with correct jumping style.
2. Scoring. Horses shall be scored either by traditional symbol system or by breed numeric standard. In either case, scoring shall be from 0-100 and 70 shall be considered average.
3. When using the traditional symbol system, scoring shall be on a basis of 0-100 with an approximate breakdown as follows:
  - a. 90-100: An excellent performer and good mover that jumps the entire course with cadence, balance and style.
  - b. 80-89: A good performer that jumps all fences reasonably well, an excellent performer that commits one or two minor faults.
  - c. 70-79: The average, fair mover that makes no serious faults, but lacks the style cadence and good balance of the scopier horses; the good performer that makes a few minor faults.
  - d. 60-69: Poor movers that make minor mistakes; cross canter, fair or average movers that have one or two poor fences but no major faults or disobediences.
  - e. 50-59: A horse that commits one major fault, refusal, trot, or drops a leg.
  - f. 30-49: A horse that commits two or more major faults, including front or hind knock downs and refusals, or jumps in a manner that otherwise endangers the horse and/or rider.
  - g. 10-29: A horse that avoids elimination but jumps in such an unsafe and dangerous manner as to preclude a higher score.
4. When using the breed numeric standard, each fence shall be scored in ½ point increments from -1½ to +1½ with -1½ denoting an extremely poor quality performance at a jump and +1½ denoting excellent quality at a jump. "0" will be considered an "average", safe, correct jump. When using the breed numeric system, the following penalties shall apply (as well as evaluation of fence by score).
  - a. Penalties. In using the breed numeric standard, the following penalties shall be applied in evaluating major and minor faults. This numeric system shall also apply to the scoring of Equitation Over Fences for Youth and Amateur.

<u>b. Penalty</u>	<u>Deduction</u>
Tick of rail	1 point each
Out of lead within line (cross cantering)	1 point per stride within line
Drift along fence	1 point each
Early unfold of knees	1 point each unfold
Rap of rail	3 point each
Out of lead after line	3 points first ½ of end, 3 points second ½ of end
Swap out (last 2 strides before fence)	3 points per fence
Play	0-5 points
Hard rap on rail (nearly knocking off rail)	5 points
Add stride	5 points
Equitation – canter at trot fence	5 points per canter stride
Stalling or propping	5 points
Hanging knees down	5 points each fence
Slapping front legs down	5 points
Off all fours or kick out	5-10 points
Hanging one leg down	10 points
Use of whip	10 points
Equitation – jump ahead/ left behind (evaluate danger)	10-20 points
Equitation – wrong diagonal to trot fence when one is obvious	10 points
Trading leads (after corner & more than 2 strides out)	10-20 points
Leaving off of one leg (evaluate danger or pedaling)	10-20 points
Add stride in an “In & Out”	20 points
Taking stride out in line	10-20 points per occurrence
Rail down (5-20 in Equitation)	20 points
Trotting on course	20 points
Failure to obtain lead through corners and end	20 points
Refusal	30 points
Bucking	30 points
Equitation – Dropping a rein	30 points
Equitation – Loss of stirrup	30 points
c. Further considerations for each fence shall receive a Quality/Style Rating.	
d. Raising Score- Even stride; cadence; quality leading; following 2 strides; attentive look; soft in bridle; quality shape; easy way of going.	
e. Lowering Score- Uneven steps; crowding; launching; sour look; pulling; lugging bridle; lack of quality over fence.	

#### F. ELIMINATION.

1. A total of three disobediences which can include any of the following: refusal, stop, run-out, or extra circle.
2. Jumping an obstacle before it is reset.
3. Bolting from the arena.
4. Off course.
5. Deliberately addressing an obstacle.
6. Horse and/or rider falling. Horse is considered to have fallen when shoulder and haunch on the same side touch the ground, or the obstacle and the ground.
7. Trotting along a curve for a sufficient distance to evaluate soundness



at the end of the course is required. Competitors not traveling an appropriate distance or in such a way that a judge cannot evaluate the soundness or questions the soundness will be required to re-track. An animal required to re-track can be trotted unmounted, in hand, or mounted before the judge(s). If an animal is found to be judged unsound, he shall be disqualified but is still considered an entry.

#### G. GENERAL.

1. Circling once upon entering the ring and once before leaving is permissible.
2. Horse shall not be requested to rejump the course.
3. Manners shall be emphasized in youth and amateur class.
4. When an obstacle is composed of several elements, any disturbance of these elements will be penalized; however, only a reduction in height of the top element shall be considered a knockdown.
5. In cases of broken equipment, the exhibitor may either continue without penalty, or stop and correct the difficulty and be penalized the same as any loss of forward impulsion.
6. When an obstacle requires two or more fences (in and out), faults committed at each obstacle are considered separately. In case of a refusal or run-out at one element, entry may rejump the previous elements.
7. Disobediences (major faults):
  - a. Refusal. When a horse stops in front of an obstacle (whether or not the obstacle is knocked down or altered), it is a refusal unless the horse then immediately jumps the obstacle without backing one step. If horse takes one step backwards it is a refusal.
    1. After refusal, if horse is moved toward the obstacle but does not attempt to jump, it is considered another refusal.
  - b. Run-out. A run-out occurs when the horse evades or passes the obstacle to be jumped; jumps an obstacle outside its limiting markers; or when the horse or exhibitor knocks down a flag, standard, wing or other element limiting the obstacle (without obstacle being jumped).
  - c. Loss of Forward Movement. Failure to maintain trot, canter or gallop after crossing starting line, except when it is a refusal, a run-out or when due to uncontrollable circumstances, such as when an obstacle is being reset.
  - d. Unnecessary Circling on Course. Any form of circle or circles, whereby the horse crosses its original track between two consecutive obstacles anywhere on course, except to retake obstacle after refusal or run-out.
8. Whenever possible, a schooling area should be provided with at least one practice jump.
9. Schooling over obstacles in the ring or over any part of an outside course is permitted only at the time designated by show management.

### **SC-220. Jumping**

---

#### A. ENGLISH ATTIRE AND TACK. See rules SC-195.

Exception. Running or standing martingales, figure 8 or dropped noseband, leg wraps, and/or boots permitted. In addition, mechanical hackamores may be used and choice of bits will include corkscrew, double twisted, dull "edged" mouthpieces, gag and elevator bits.

1. The judge may prohibit the use of bits and equipment he may consider too severe. A bit cannot be physically or mechanically changed to increase the severity of its use and may be eliminated at the discretion of the judge.

B. ARENA ARRANGEMENT.

1. Minimum Obstacles and Fences. There will be a minimum of four obstacles; horses are to make a minimum of eight jumps.
2. A spread fence consisting of two or more elements will be mandatory.
3. It is recommended the first obstacle be no more than minimum height.
4. Optional Obstacles May Include.
  - a. Post and rail (at least two).
  - b. Coop.
  - c. Stone wall.
  - d. Triple Bar.
  - e. Brush jump.
5. Both a starting line at least 12 feet (3.65m) in front of the first obstacle, and a finish line at least 24 feet (7.31m) beyond the last obstacle must be indicated by markers (at least 12 feet, 3.65m, apart) at each end of the lines. Horse must start and finish by passing between markers.
6. Obstacles, except within combination, should be located a minimum distance of 48 feet (14.63m) apart, size of arena permitting.
7. Height of obstacles must be a minimum of 2 feet, 3 inches (2'3") ( 68.5 cm) and a maximum of four feet (4') (121.92 cm) in first go-round, except in youth and amateur, which is a minimum of three feet (3') (91.44 cm) and a maximum of three feet, six inches (3'6") (106.68 cm).

C. JUMP-OFFS. Jump-offs will be held over the original course altered as outlined. In a jump-off, the sequence of obstacles may be in any order as long as the original direction is maintained, with the exception of vertical obstacles being able to be jumped in the opposite direction from the first round. Only in the case of clean round ties, for first place or when points are involved, the height and spread of at least 50 percent of the obstacles shall be increased not less than three (7.62cm) and not more than six inches (15.24cm) in height, and to a maximum spread of six feet (1.82m). In case of ties involving faults, rails shall not be raised. Courses may be shortened after the first round that might include obstacles that might not have been used in the first round. However, the course may not be shortened to less than 50 percent of the original obstacles and must include at least one vertical and one spread jump. When a jump-off is required, the winner will be decided on the time only if faults are equal. If two or more horses are disqualified in the timed jump-off and are tied for a point, they are not to be rejumped, but flip a coin to break the tie.

D. TIME SHALL BEGIN. Time shall begin from the instant the horse's chest reaches the starting line until it reaches the finish line. Time shall be stopped while a knockdown jump is being replaced, this is from the moment the exhibitor gets his mount in a position to retake the jump until the proper authority signals that the jump has been replaced. It shall be the exhibitor's responsibility to be ready to continue the course when the signal is given

1. It is strongly recommended that judges time the first round of the jumpng in order to be able to place ties on horses incurring faults in the first round.

E. SCORING. Jumpers are scored on a mathematical basis and penalty faults, which include knockdowns, disobediences and falls.

1. Knockdowns. An obstacle is considered knocked down and four faults assessed, when a horse or exhibitor, by contact:
  - a. Lowers any part thereof which established the height of the obstacle or the height of any element of a spread obstacle even when the falling part is arrested in its fall by any portion of the obstacle; or
  - b. Moves any part thereof which establishes the height of the obstacle so it rests on a different support from the one on which it was originally placed.

- c. Knocks down an obstacle, standard wing, automatic timing equipment or other designated markers on start and finish lines.
  - d. If an obstacle falls after the horse leaves the ring, it shall not be considered a knockdown.
2. Disobediences.
- a. Refusal. When a horse stops in front of an obstacle (whether or not the obstacle is knocked down or altered) it is a refusal unless the horse then immediately jumps the obstacle without backing one step. If horse takes one step backwards, it is a refusal.
    - 1. After refusal, if horse is moved toward the obstacle but does not attempt to jump, it is considered another refusal.
    - 2. In the case of a refusal on an in-and-out jump, the horse must return to the start of the in-and-out sequence and rejump previous elements as well as following elements.
  - b. Run-out. A run-out occurs when the horse evades or passes the obstacle to be jumped; jumps an obstacle outside its limiting markers; or, when the horse or exhibitor knocks down a flag, stand, wing or other element limiting the obstacle (without obstacle being jumped).
  - c. Loss of Forward Movement. Failure to maintain trot, canter or gallop after crossing starting line, except when it is a refusal, a run-out or when due to uncontrollable circumstances, such as when an obstacle is being reset.
  - d. Unnecessary Circling on Course: Any form of circle or circles, whereby the horse crosses its original track between two consecutive obstacles anywhere on course, except to retake obstacle after refusal or run-out.
  - e. First disobedience anywhere on course- 4 faults.
  - f. Second cumulative disobedience anywhere on course- 4 additional faults.
3. Eliminations.
- a. Third cumulative disobedience anywhere on course.
  - b. Fall of horse and/or exhibitor after the starting line and before the finish line.
  - c. Jumping an obstacle before it is reset, or without waiting for signal to proceed.
  - d. Starting before judges signal to proceed.
  - e. Failure to enter ring within one minute of being called.
  - f. Failure to cross the starting line within one minute after an audible signal to proceed.
  - g. Jumping an obstacle before crossing start line unless said obstacle is designed as a practice obstacle or after crossing the finish line, whether forming part of the course or not.
  - h. Off course.
    - i. Deliberately addressing an obstacle (penalized at anytime the horse is in the ring).
    - j. Exhibitor and/or horse leaving the arena before finishing the course (penalized at any time the horse is in the ring).
4. In cases of broken equipment the exhibitor may either continue without penalty or stop and correct difficulty, in which case he will be penalized four faults. In case of loss of shoe, rider may either continue without penalty or be eliminated.

## **SC-225. Pleasure Driving**

- A. ATTIRE. Exhibitor shall be neatly attired and wear long sleeves. A coat and tie of choice may be worn. All exhibitors shall wear a hat of choice. Exhibitor may wear rainwear or inclement weather apparel if weather conditions require. If female exhibitor is attired in short dress, a lap robe is required.
- B. CART. Horses shall compete in a pleasure driving class safely harnessed to a cart. The exhibitor shall be the only person permitted in such cart while the

horse is being exhibited, and no pets shall be allowed in such cart during such exhibition. The cart shall be a pleasure type, two-wheeled, single-horse cart with seats for one or two persons. All carts must be basket type equipped. No stirrup type carts or sulkies will be allowed. Dash and basket cover optional.

C. EQUIPMENT.

1. Equipment to be used shall include a whip suitable to the cart, overcheck or check reins, light horse breast collar harness to include surcingle with shaft tie downs or quick hitch and crupper and standard bridle.
  - a. Optional Equipment. Blinders, breeching or thimbles, running martingales and/or cavesson nosebands may be used at the option of the exhibitor.
2. Bits. See SC-195.C. In addition, half cheek snaffle, liverpool, elbow driving and bradoon overcheck are also permitted. However, all mouthpieces must be a minimum of  $\frac{5}{16}$  inch (7.9mm) in diameter measured one inch from the cheek.

D. HOOVES AND SHOES. Horses must be shown with natural hooves and standard shoes. No extended hooves, heavy shoes or toe weights allowed.

E. PROCEDURE. Horses shall enter the ring in the same direction at a walk as directed by the announcer or ring steward. Each horse shall then be exhibited at the following gaits:

1. Gaits.
  - a. Walk.
  - b. Park Gait (normal trot)
  - c. Road Gait (faster, extended trot)
  - d. The recommended class procedure is walk, park gait, road gait, park gait and walk.
2. In the Ring. Each horse shall demonstrate each of such gaits, in both directions of the ring, and at the direction of the ring steward. Such change of direction shall be accomplished by the horse crossing the ring at a walk or in a park gait only. Each horse shall also be required to demonstrate its ability to back readily and stand quietly. Excessive animation and speed will be penalized.
  - a. After all entries have finished their ring work and are lined up waiting to demonstrate the back, headers may quietly enter the ring and position themselves two to three feet in front and to the left of the horse's head. Headers shall stand still with hands behind their back. Should it become necessary to restrain a horse prior to the completion of judging, the judge shall penalize that entry. Judges shall also penalize an entry whose header disturbs or distracts any horse. Headers shall be neatly dressed in Western or English attire.

F. PLACINGS. Placings for the class shall be determined by judging of each horse on the following basis:

1. Horse's ability to assure a pleasurable drive using the required skills.
2. In the ready execution of the requirements stated in SC-225.E.2.

## **SC-230. Utility Driving**

---

A. ATTIRE AND TACK. See Pleasure Driving, Rule SC-225. A.- D.

B. JUDGING PROCEDURE.

1. Tasks and Points. This class will be judged on the performance of the horse through the tasks. The judge will assign a point value to each task and points will be added to or subtracted from this score based on the horse's performance through the task.
  - a. Subtracting or Adding Points. Points may be added or subtracted from a horse's total score on the tasks based on his attitude, manners, style and way of going. Manner of horse's way of going should demonstrate the general utility of the driving horse in everyday working situations.

2. Negotiating Tasks. Credit will be given to those horses that negotiate, in a continuous motion, the tasks cleanly, smoothly and alertly with style, in prompt response to the driver's cues. Excessive hesitation at a task shall be penalized.
3. Faults, Touches and Disqualifications. A horse with major faults, knock downs, refusals, etc., on the course will not be placed ahead of a horse that worked through the tasks cleanly. A horse should be penalized for touches of any element of the course and for unnecessary delay in approaching the tasks. A horse that is off course must be disqualified.

Off course is defined as:

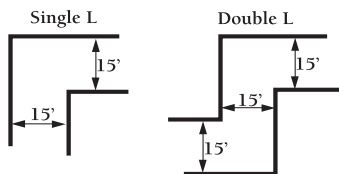
- a. Taking a task in the wrong direction.
- b. Negotiating a task from the wrong side.
- c. Skipping a task unless directed by the judge.
- d. Negotiating tasks in the wrong sequence.
4. Backing. The judge may ask the exhibitor to back the horse after completion of the course. However, if any exhibitor is asked to back, all exhibitors must be asked to back.

#### C. COURSE REQUIREMENTS.

1. Number of Tasks. The course will include a minimum of six and a maximum of eight tasks, selected from the list of tasks.
2. Setting Up Tasks. Care must be exercised to avoid the setting up of any of these tasks in a manner that may be hazardous to the horse or exhibitor. All tasks not combined shall be a minimum of fifteen (15) feet (4.57m) apart.
3. Course Design To Demonstrate Gaits. The course shall be designed to require each horse to demonstrate walk, park gait and road gait somewhere between the tasks as part of the working course with enough space provided for the judge to evaluate the gaits. If the gait between tasks is not specifically listed on the course sheet, the gait used by the exhibitor is optional.

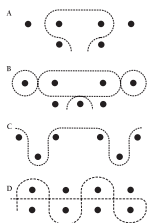
#### D. TASKS.

1. Backthrough. Shall consist of either two barrels, poles or pylons set a minimum of ten (10) feet (3m) apart.
2. Box. A three rail box of which the rails are a minimum of fifteen (15) feet (4.57m) long. Horse must be driven in, stopped, settled, then sidepassed out in either direction. Chalk lines may be substituted for rails. If task is elevated, then center height may not exceed ten (10) inches (25.4cm).
3. Bridge. A simulated bridge of two (2) rails with or without a floor, a minimum of ten (10) feet (3m) apart.
4. Figure 8(s). Two barrels, pylons or stands, about which the exhibitor must make the figure 8(s) in a forward motion: Walk obstacles minimum of ten (10) feet (3m) apart; park, trot and/or gate obstacles minimum of fifteen (15) feet (4.57m) apart.
5. L-obstacle(s). Poles placed in an "L" shape, through which the horse is driven at a walk. If rails are elevated, the maximum center height may not exceed ten (10) inches (25.4cm). The sides of the L shall not be less than twenty (20) feet (6.09m). Rails shall be a minimum of 15 feet apart. See pattern below.

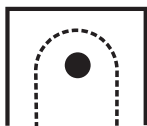


6. Mailbox. The mailbox must be set on a stand of four (4) feet (1.21m) minimum height. Exhibitor must open box, place card inside and close box.
7. Road Sign. Two road-type signs, a minimum of ten (10) feet (3m) apart, to be driven between.

8. Serpentine. Obstacle consisting of a minimum of 3 pylons; walk-pylons, minimum fifteen (15) feet (4.57m) apart, base to base; park trot to pylons, minimum twenty (20) feet (6.09m) apart, base to base.
9. Simulated Water. Water may only be simulated by using a solid piece of painted wood.
10. Slicker. When this obstacle is used, it will be so located that the driver can return it to a designated place. Reins must be held while doing so.
11. Straight and Narrow. Two parallel lines, one foot (30.48cm) apart, and a minimum of twenty-five (25) feet (7.62m) and maximum of fifty (50) feet (15.24m), consisting of either; garden hose, rope, minimum ½ inch (1.27cm) diameter, or chalk. Lines shall be of the same length and placement. Driver must keep one wheel between the lines for the entire length.
12. Tack and Harness Check. Exhibitor to dismount from the cart and walk around the horse and cart while maintaining control of the horse and then remount while the horse is standing still.
13. Twist. Six (6) to eight (8) pylons which the exhibitor shall maneuver around and through at a walk. The minimum distance between any two (2) pylons shall be ten (10) feet (3m). Suggested patterns, but not limited to: See patterns.



14. U-Turn. A three rail box of which the rails are a minimum of twenty (20) feet (6.09m) long, with a pylon located in the center of the opening of the box. The exhibitor is to enter the box, drive around the pylon and exit the other side of the pylon. (See pattern below.)



15. Vehicles. Two vehicles a minimum of fifteen (15) feet (4.57m) apart to be driven between.

## SC-235. Western Attire

***Class specific rules and Attire and Tack in the back of the Rule Book must also be reviewed for exceptions and allowances.***

- A. ATTIRE. In all western classes, appropriate Western attire is required, which includes pants, ankle length or longer\* (slacks, trousers, jeans, etc.); shirt, blouse or showmanship type jacket with long sleeves and a collar (band, standup, tuxedo, etc.). A western hat and cowboy boots are also required. The hat or helmet must be on the exhibitor's head when the exhibitor enters the arena. Exhibitors wearing attire that has been deemed inappropriate by the judge will be disqualified. In Performance Halter and Color classes, a horse that is considered to be a hunter type may have the mane braided and the exhibitor wear conventional English attire. See Rule SC-195 for English attire and Personal Appointments.

- 1. A vest worn over a long-sleeved shirt or blouse with a collar, or a jacket paired with a collared shirt, is also acceptable.**
- 2. In halter and all western in-hand classes, a conservative western shirt, blouse, jacket or vest with long sleeves is acceptable, even if it does not have a collar.**

- B. Requests for a variance may be submitted in writing to APHA and must obtain a written approval prior to participation.
- C. Optional:
1. An exhibitor may wear a helmet with or without a harness in all western classes.
  2. Spurs, chaps, chinks, belts.
- D. Judges, at their discretion, may authorize adjustments to attire due to weather-related condition
- E. LOGOS
1. Exhibitors, and anyone assisting exhibitors in the arena at APHA sponsored shows (example: APHA World Show), are allowed to display up to four logos (any company, ranch/farm, or horse) on their equipment and apparel, etc., provided they meet the following size restrictions.
    - a. Logos on any attire or equipment may be a maximum size of 2" x 3", or 6 square inches.
    - b. Pocket emblems and apparel manufacturer logos on clothing for sale "off the rack" may not exceed 1" x 2", or 2 square inches.
  2. Contestant endorsements by current APHA Corporate Sponsors will be exempt from the size requirements.
  3. Contestants violating these guidelines will be disqualified from the competition and fined. See fee schedule in front of Rule Book.

## **SC-240. Western Tack and Equipment**

---

- A. TAILS.
1. Artificial tails consisting of fabric and hair are permissible.
  2. Weighted tails are permissible, provided they meet the following criteria:
    - a. Tail attachment is made hair to hair.
    - b. Humane conditions are maintained as outlined in SC-075.
    - c. The designated judge or equipment steward shall determine if the tail meets the criteria or if the attachment is excessive. Their decision will be final.
- B. EARPLUGS. Earplugs made of a soft and flexible material shall be permissible, provided that they are used humanely as outlined in SC-075.
- C. PROTECTIVE BOOTS AND LEG WRAPS.
1. Optional. Protective boots, leg wraps and bandages are allowed in reining, working cow horse, boxing, team penning, ranch sorting, barrel racing, pole bending, stake racing, tie-down roping, breakaway roping, dally team roping-heading, dally team roping-heeling, cutting, western horsemanship, ranch reining, ranch box drive, ranch cow work, ranch boxing, and ranch cutting. The use of slip on (EasyCare) horse boots or related footwear are not considered as protective boots and are permissible to be worn in all classes.
  2. Prohibited. Protective boots, leg wraps and bandages are prohibited in western pleasure, trail, halter, western riding and showmanship, ranch trail, ranch riding, ranch rail pleasure, and ranch pleasure.
- D. SADDLE. In western classes, horses shall be shown with a western stock saddle (leather or synthetic). A western saddle is a common type of saddle distinguished by a large noticeable fork on which there is some form of a horn, a high cantle and large skirts, pommel, fenders and western stirrups. Silver equipment will not count over a good working outfit.

- E. BRIDLES. Bridles may be either a standard plain or silver mounted headstall with browband, shaped ear or split ear.
- F. REINS. Junior horses competing in western pleasure, western horsemanship, western riding, trail, reining, working cow horse, boxing, ranch classes, and trail, that are shown with a hackamore or snaffle bit may be ridden with one or two hands on the reins. The tails of the reins must be crossed on the opposite side of the neck when riding with two hands on split reins except in reining, working cow horse, boxing, ranch classes. Closed reins (example mecate) may not be used with a snaffle bit, except in working cow horse, boxing, and ranch classes where a mecate is permitted. When using a snaffle bit in working cow horse, boxing, and ranch classes, a leather or other woven material chin strap of any width is to be used and should be attached to the bit below the reins. No iron, chain, or other material is allowed. The chin strap can include metal buckles and/or keepers.
- G. ROMAL. Whenever this handbook refers to "Romal" it means an extension of braided material or smooth leather attached to closed reins.
1. This extension is to be allowed to be carried in the free hand with a 16 inch (40.64cm) spacing between the reining hand and free hand holding the Romal.
  2. The romal shall not be used forward of the cinch or used to signal or cue the horse in any way. Any infraction of this rule shall be penalized severely by the judge.
  3. When using romal reins, the exhibitor's hand shall be around the reins with the wrists kept straight and relaxed, the thumb on top of the fingers closed lightly around the reins. When using a romal, no fingers between the reins are allowed. The free hand may be used to adjust the length of rein while working.
  4. In reining, use of the free hand while holding the romal to alter the tension of length of the reins from the bridle to the hand is considered to be the use of two hands and a score of 0 will be applied except during the hesitation or settling of the horse.
  5. In all other classes, including the reined portion of working cow horse, the free hand may be used to adjust the exhibitor's length of rein provided the rider's free hand used to straighten or disentangle remains behind the rein hand.
- H. HACKAMORE/BOSAL. Junior horses competing in western pleasure, western horsemanship, reining, working cow horse, boxing, western riding and trail being shown in a hackamore/bosal may be ridden with one or two hands on the reins. See YP-245.G, YP-109.A, YP-110.A, AM-245.G, AM-300.I (Any horse of any age, shown in the novice youth, novice amateur or walk trot divisions may be shown one or two handed with a snaffle bit or hackamore.) See YP-080.M. In APHA Youth classes at shows held in Zones 12, 13 and 14, exhibitors age 13 & under are allowed to show a horse, regardless of age, in a snaffle bit or hackamore/bosal and may be ridden with one or two hands on the reins.
1. All hackamores/bosals will be made of flexible braided rawhide, braided leather, or rope, and will be a maximum of .3/4 inch (1.9cm) diameter at the cheek. Hackamores shall be round in shape and constructed of uniform braided rawhide or leather and have a nonmetal flexible core. ***There must be at least 5 ½ inches on the underside of the noseband before any braided buttons. A hackamore must use a complete mecate rein, which must include a tie-rein. Absolutely no rigid material will be permitted under the jaws, regardless of how padded or covered. Horsehair bosals are prohibited. This rule does not refer to a mechanical hackamore.***
  2. There must be a minimum of one finger space (approximately 3/4 inch, 1.9cm), between the bosal and the nose. Absolutely no metal or rigid material is allowed under the jaw or on the noseband or anywhere on the bridle regardless of how padded or covered it is. Hackamore/Bosals shall be soft and

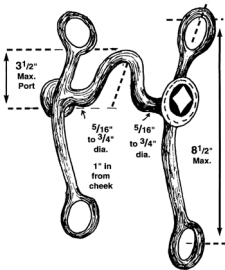


flexible. The hackamore/bosal should be properly fitted relative to the horse's size and conformation.

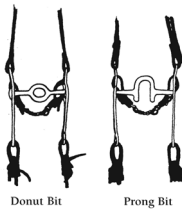
3. A hackamore/bosal must use a complete mecate rein, which must include a tie-rein. This rule does not refer to mechanical hackamores.
4. Horse hair hackamore/bosals are prohibited.
5. Horses, of all ages, may be shown in a hackamore/bosal in all Ranch Classes.
- I. SNAFFLE BIT. Junior horses competing in western pleasure, western horsemanship, reining, working cow horse, boxing, western riding, and trail being shown in a snaffle bit may be ridden with one or two hands on the reins. A snaffle bit in western performance classes, is a conventional O-ring, egg-butt or D-ring, all with rings having an outside diameter no smaller than 2 inches (5.08cm), no larger than 4 inches (10.16cm). The inside circumference of the ring must be free of rein, curb or headstall attachments which would provide leverage. See YP-080.M. (Exception: In Youth classes at shows held in Zones 12, 13, and 14, exhibitors age 13 & under are allowed to show a horse, regardless of age, in a snaffle bit or hackamore and may be ridden with one or two hands on the reins.) See YP-245.G, YP-109.A, AM-245.G, and AM-300.I. (Exception: Any horse of any age, shown in the Novice Youth, Novice Amateur or Walk-Trot divisions may be shown one or two handed with a snaffle bit or hackamore.)
  1. Bars. Bars of mouthpiece must be round, oval or egg-shaped, smooth and unwrapped metal no less than  $\frac{5}{16}$  inch (7.9mm) in diameter measured one inch in from cheek with a gradual decrease to the center of the snaffle. May be inlaid, but smooth, or rubber latex wrapped. The mouthpiece may be two or three pieces.
  2. Three-Piece Mouthpiece. If a mouthpiece is three pieces, a connecting ring must be no larger than  $1\frac{1}{4}$  inches (3.17cm) in diameter, or a connecting flat bar must be no longer than 2 inches (5.08cm) and  $\frac{3}{8}$  inch (9.5mm) to  $\frac{3}{4}$  inch (1.9cm), measured top-to-bottom, and must lie flat in horse's mouth. A three-piece mouthpiece may be used in three-year-old Western Pleasure. Exception: Three piece mouthpiece may not be used in SC-245.B.4., two-year-old Western Pleasure.
  3. Junior horses being shown in a snaffle bit may be ridden with two hands on the reins.
  4. In Youth classes at shows held in Zones 12, 13 and 14, exhibitors age 13 & under are allowed to show a horse, regardless of age, in a snaffle bit or hackamore and may be ridden with one or two hands on the reins.) See YP-245.G, YP-109.A, YP-110.A, AM-245.G, AM-300.I
  5. Any horse of any age, shown in the novice youth, novice amateur or walk trot divisions may be shown one or two handed with a snaffle bit or hackamore.
  6. Horses, of all ages, may be shown in a snaffle bit in all Ranch Classes, with one or two hands on the reins.
  7. Optional. A loose curb, leather only, attached below the reins at least one half inch ( $\frac{1}{2}$ ) in width and lie flat against the jaw of the horse.
  8. Prohibited. Twisted wire snaffle bits.
- J. BITS. In western performance classes, it refers to a curb bit that has a solid or broken mouthpiece, shanks, and acts with leverage. All curb bits must be free of mechanical devices and should be considered a standard western bit. A description of a legal, standard western bit includes: See diagram of legal bit.
  1. Shank. Overall maximum shank length is  $8\frac{1}{2}$  inches (21.59cm). Shank may be fixed or loose.
  2. Bar. Bar of mouthpiece must be round, smooth and unwrapped metal of  $\frac{5}{16}$  inch (7.9mm) to  $\frac{3}{4}$  inch (1.9cm) in diameter measured one inch from cheek. It may be inlaid, but smooth, or rubber latex wrapped. Nothing, such as extensions or prongs, may protrude below the mouthpiece (bar). The mouthpiece may be two or three pieces .
  3. Three Piece Mouthpiece. If it is three pieces, a connecting ring must be no larger than  $1\frac{1}{4}$  inch (3.17cm) outside diameter, or a connecting flat bar

must be no longer than 2 inches (5.08cm) and  $\frac{3}{8}$  inch (9.5mm) to  $\frac{3}{4}$  inch (1.9cm), measured top-to-bottom, and must lie flat in horse's mouth.

4. Standard. Grazing, broken mouthpiece, half breeds and spades are standard; rollers, covers and spring-loaded bits are permitted, but port must not be higher than  $3\frac{1}{2}$  inches (8.89cm).
5. Split reins or romal reins must be used on a curb bit except in speed events, team penning, ranch sorting, roping and mounted shooting where they are optional.
6. Prohibited. Slip or gag bits, donut or flat polo mouthpieces are prohibited.
7. Spade Bit. Spade bits have an unbroken bar mouthpiece with one inch or higher port measured from the bottom of the bar to the top of the port. There must be an operable cricket or roller (with single for multiple rings) incorporated within the mouthpiece of the bit. It is legal to have a barrel, made of copper or metal, wrapped around the bar space of the bit and is to be considered a part of the mouthpiece. The barrel must be round, smooth, and made up of one continuous, unbroken piece. Latex wrap or any foreign material is not acceptable. The cheeks must be connected at the bottom. Optional tongue release shall not exceed three inches in width.
8. Diagram Of A Legal Bit. Acceptable bits and unacceptable bits. Example of an acceptable western bit. Exception: 2-year-old and 3-year-old Western Pleasure class. See Rule SC-240.D.-E.



Example of unacceptable western bits.



- K. CHIN STRAPS. Legal chin straps for curb bits may be leather, nylon or light chain, must be at least  $\frac{1}{2}$  inch (1.27cm) in width and lay flat against the jaw. A double chain that is welded together and acts as one chain is legal. The judge will have the right to disqualify any chin chains or leather straps he/she feels are too severe. When a curb bit is used, a curb strap or curb chain is required. Acceptable chin straps.



L. OPTIONAL.

1. Braiding and/or banding of mane and tail unless class rules specify otherwise.
2. Hoof polish, unless class rules specify otherwise.

M. PROHIBITED, unless class rules specify otherwise:

1. martingale
2. tie-down
3. noseband
4. chin strap narrower than 1/2 inch (1.27cm)
5. mechanical hackamore
6. Jerklines
7. Tack collars
8. Bicycle chains and mule bits
9. Any type of tie-down with bare metal in contact with horse's head.
10. No extended hooves, heavy shoes or toe weights allowed for Pleasure and Utility Driving classes only.
11. The judge may prohibit the use of bits and equipment they may consider too severe.
  - a. Bits Physically or Mechanically Changed. A bit cannot be physically or mechanically changed to increase the severity of its use and may be eliminated at the discretion of the judge.
  - b. Bloody Mouth. Disqualification for abuse is at the discretion of the judge. A horse that has a cut, abrasion or injury showing clear evidence of fresh blood on (including but not limited to) the mouth, nose, chin, shoulder, barrel, flank or hip area shall be inspected by the judge for consideration of how the injury occurred and may be considered abuse. A judge's decision is not protestable.

N. ROPING, SPEED EVENTS, TEAM PENNING AND RANCH SORTING.

1. Use of rawhide or mechanical hackamores with covered nosepiece or other type of bridles is the optional choice of the exhibitor. However, the diameter of mouthpieces, length of shanks and use of curb straps or chains must comply with APHA rules.
2. Slip, chain or gag bits are permitted.
3. Required Neck Rope (Tie-Down Roping Only). The rope must be run through a neck rope around the horse's neck, and may, at the discretion of the exhibitor, be run through a "keeper".
  - a. Optional Keeper shall be defined as a small loop attached to the noseband, approximately 6 inches (15.24cm) in length and 1/4. inch (6.3 mm) in diameter, consisting of rope. If a keeper is used, it must be attached to the noseband of the tiedown and cannot be attached to the bit or bridle.
4. Optional Equipment.
  - a. Tie-down made entirely of leather, nylon, rope or wrapped metal.
  - b. Running martingales.
  - c. Leg wraps and/or boots.
  - d. The carrying of a rope or reata, other than the roping events.
  - e. Spurs.
  - f. Chaps or chinks.
  - g. In speed events, all exhibitors may use a rubber band per foot (maximum width of 1/4 inch) during competition, but may not be tied, buckled or fastened by any other means during competition.

O. RANCH HORSE CLASSES

1. Attire and tack should be clean and presentable. Working tack is encouraged.
2. No hoof polish or hoof black.

3. No braided or banded manes and no artificial hair extensions, including tail weights.
  4. Trimming inside ears is discouraged.
  5. Trimming bridle path, fetlocks and/excessive (long) facial hair is allowed.
  6. Equipment with excessive silver should not count over a good working outfit. Silver on bridles and saddles is discouraged.
  7. Holding the saddle horn with either hand will not be penalized in any Ranch Horse class.
  8. When exhibiting in a snaffle bit or hackamore, an exhibitor may switch between two hands and one hand on the reins at any time.
  9. It is suggested that competitors use a breast collar and rear cinch.
  10. Romal reins are allowed in all Ranch Horse classes. When riding with a romal, a get down rope may be used.
  11. Get Down Rope. A get down rope will be allowed in all Ranch Horse classes. A get down rope is defined as a small rope tied around the neck of the horse with a bowline or other non-slip knot and run back to the rider or tied to the saddle. The get down will be used to lead, ground tie, or tie the horse. The get-down rope may also be run through a bosalito, as long as the bosalito is not tight enough to function as a cavesson. If a bosalito is used, it must allow approximately 2 fingers (1 inch) to pass freely between the nose and the bosalito. The bosalito must be constructed of a flexible braided rawhide, leather or rope, the core of which must be flexible. Absolutely no rigid material will be permitted under the jaws, regardless of how padded or covered.
  12. No wire curbs are permitted, regardless of the amount of padding or tape. Absolutely no iron will be permitted under the jaws. Prohibited equipment includes tie downs, cavessons, gag bits, mechanical hackamores and running martingales.
  13. All equipment for Ranch Horse classes applies.
- P. TWO REIN EQUIPMENT. Two rein equipment will be allowed in Working Cow Horse, Boxing, and all Ranch Horse classes.
1. When using a two rein, bosalita and bosal may be of any size, constructed of braided rawhide or leather and have a non-metal, flexible core. No iron or foreign substance may be used.
  2. The rider must use one hand on the reins. Fingers between the reins will be permitted.
  3. Both mecate and bridle reins are to be held in the rein hand.
  4. All rules for two rein will follow hackamore and bridle requirements for the respective class.
  5. The hackamore/bosalita shall be round in shape. No gimmick of any kind may be used in conjunction with the bosal. No rigid material of any kind may be used, regardless of how padded or covered, in conjunction with the bosal. Horse hair bosals are prohibited. Tape is not allowed on the noseband of the hackamore. Smooth, flat, wrapped tape is allowed on the hackamore between the headstall and the mecate reins. Maximum amount of tape allowed is 2 inches on each side of the hackamore.

## **SC-241. Western Performance Gaits.**

1. Walk. The walk is a natural, flat footed, four-beat gait. The horse must move straight and true at the walk. The walk must be alert, with a stride of reasonable length in keeping with the size of the horse while remaining soft and comfortable.
  - a. Evaluation
    1. A Poor Walk has an uneven pace and no cadence. The horse has

- a robotic appearance and hesitates. He/she has no flow, and may appear intimidated or seem to march.
2. An Average Walk correctly exhibits a four-beat gait and a level top line while appearing relaxed.
  3. A Good Walk demonstrates a four-beat gait, level top line, and a relaxed appearance yet is bright and attentive. The stride flows and is soft touching the ground.
2. Jog. The jog is a smooth, ground covering two-beat diagonal gait. The horse works from one pair of diagonals to the other pair. The jog should be square, balanced with a straight forward movement of the feet. Horses walking with their back feet and jogging on the front are not considered performing the required gait.
- a. Evaluation
1. A horse with an Unacceptable Jog is not performing a two-beat gait and appears very uncomfortable in his/her attempt to accomplish the gait. He/she does not have any flow or balance in his/her motion and seems uncomfortable to ride.
  2. A Poor Jog hesitates or skips a beat in his/her motion, not exhibiting a true two-beat gait. The horse does not keep an even and balanced motion with a level top line. He/she may appear to shuffle.
  3. A Below Average Jog exhibits average motion, but the horse has negative characteristics in his/her performance, such as walking with the hind legs, dragging the rear toes as he/she jogs, or taking an uneven length of stride with the front and rear legs.
  4. The Correct or Average Jog has a two-beat diagonal gait with the left front and right hind touching the ground simultaneously, and then the right front and left hind. The horse has a level top line and a relaxed appearance while being shown with light contact and guiding well.
  5. A Good Jog shows average motion but the horse has positive characteristics in his/her performance, such as balance and self-carriage while taking the same length of stride with the front and rear legs.
  6. The Very Good Jog appears very comfortable to ride with a consistent two-beat gait. The horse is guiding well and has a relaxed and level top line. He/she may let his/her hocks drift back into his/her tail from time to time, or bends his/her knee a little, but is obviously soft on the ground.
  7. An Excellent Jog moves effortlessly with efficiency. The horse swings his legs, yet touches the ground very softly. He/she is confident, balanced and under control. He/she is flat with his/her knee and hock and has cushion in his/her pastern. His/her expression is bright and alert and he/she exhibits more lift and self-carriage than the "very good jog."
- b. Extended Jog. An extended jog is a definite two-beat lengthened stride that results in covering more ground. Cadenced and balanced with smoothness is more essential than speed. The exhibitor should sit the extended jog.

#### Evaluation

1. A Poor Extended Jog never appears to lengthen his/her stride but just jogs faster. He/she may also appear to be jarring and rough to ride.
2. The Average Extended Jog moves up in pace and still appears smooth to sit.
3. A Good Extended Jog exhibits an obvious lengthening of stride with a slight increase in pace. This horse is still smooth but appears to have more length with less effort being exerted.

3. Lope. An easy, rhythmical, clean three-beat gait. Horses moving to the right should lope on the right lead, and, when moving to the left, should lope on the left lead. The horse should lope straight with a natural stride and appear relaxed and smooth. The horse should be ridden at a speed that is a natural way of going.

a. Evaluation

1. An Unacceptable Lope is not a true three-beat gait. This horse has no flow, no rhythm or balance, appears out of sync and is obviously uncomfortable to ride.
  2. A Poor Lope may have a three-beat gait but has no lift or self-carriage. This horse shuffles, has no flow, and bobs his head, giving the appearance of exerting a great deal of effort to perform the gait. He/she does not appear comfortable to ride.
  3. A Below Average Lope exhibits average motion, but the horse has negative characteristics in his/her performance, such as head bobbing, not completing the stride with the front leg and leaving the outside hock well behind the horse's buttocks. An overly canted horse generally displays these negative characteristics.
  4. The Correct or Average Lope is a true three-beat gait, with a level top line and very little head and neck motion. The horse has a comfortable movement and is relatively straight (not overly canted). He/she glides well, and has a relaxed appearance.
  5. A Good Lope has average motion but the horse has positive characteristics in his/her performance, such as balance and self-carriage, a steady top line, responsiveness to the exhibitor's aids and a relaxed appearance.
  6. A Very Good Lope appears to have more lift and flow than the average horse, along with a strong but smooth drive from behind. The horse may bend his/her knee a little, or allow his/her off-lead hind leg, or drive leg, to fall behind into his/her tail. He has a level top line and self-carriage plus a relaxed, comfortable to ride appearance.
  7. A horse exhibiting an Excellent Lope rounds his/her back and has a strong deep stride and a flat swing with his/her front legs. He/she swings his/her legs correct and long yet seems to do it effortlessly with a soft stride. His/her hocks do not drift behind into his/her tail. He/she maintains a very level top line, along with a relaxed, yet alert and confident appearance. He/she has a great degree of lift and self-carriage.
4. Back. Horses should back on command, quietly, willingly and easily in a straight line without resistance. Jawing, resisting or tossing of the head should be penalized.

a. Evaluation

1. A Poor Back appears resistant or heavy in front. He/she may gap his/her mouth, throw his/her head or back crooked.
2. An Average or Correct Back is straight and covers at least one horse length. The horse is smooth and quietly receives light contact without hesitation.
3. A Good Back displays balanced and smooth flowing movements with self-carriage. The horse should back straight at least one horse length quietly and without gapping his mouth. The back should be done smoothly with light contact and without hesitation.

## **SC-245. Western Pleasure**


---

- A. WESTERN ATTIRE AND TACK. See rules SC-235 and SC-240.
- B. FOUR WESTERN PLEASURE CLASSES. A show may have up to four approved Western Pleasure classes. If four Western Pleasure classes are to be offered at a show, they shall be the following:
1. Senior Western Pleasure, six-year-old and older. All horses must be shown with a bit. See Rule SC-240.K.
  2. Junior Western Pleasure, five-year-old and younger. Horses may be shown with either a snaffle bit, bit or hackamore at the discretion of the exhibitor. See Rule SC-240.I-K.
  3. 3-Year-Old Western Pleasure.
    - a. Horses shown in this class will not be eligible for any other open Western Pleasure class at the same show or contest where APHA approved classes are held. Horses must be shown with either a snaffle bit or hackamore at the discretion of the exhibitor. See Rule SC-240.I.- K. Exception: Green Western Pleasure.
  4. 2-Year-Old Western Pleasure.
    - a. Horses shown in this class will not be eligible for any other open Western Pleasure class at the same show or contest where APHA approved classes are held. Horses must be shown with either a snaffle bit or hackamore at the discretion of the exhibitor. Three-piece mouthpieces may not be used. See Rule SC-240.I.-K. Exception: Green Western Pleasure.
- C. THREE WESTERN PLEASURE CLASSES. If three Western Pleasure classes are to be offered at a show, they shall be the following:
1. Senior Western Pleasure, six-year-old and older. All horses must be shown with a bit. See Rule SC-240.K.
  2. Junior Western Pleasure, five-year-old and younger. Horses may be shown with either a snaffle bit, bit or hackamore at the discretion of the exhibitor. See Rule SC-240.I.-K.
  3. Show management may choose one of the following classes:
    - a. 3-Year-Old Western Pleasure
      1. Horses shown in this class will not be eligible for any other open Western Pleasure class at the same show or contest. Horses must be shown with either a snaffle bit or hackamore at the discretion of the exhibitor. See Rule SC-240.I-K. Exception: Green Western Pleasure.
    - b. 2-Year-Old Western Pleasure
      1. Horses shown in this class will not be eligible for any other open Western Pleasure class at the same show or contest. Horses must be shown with either a snaffle bit or hackamore at the discretion of the exhibitor. Three-piece mouthpiece may not be used. See Rule SC-240.I-K. Exception: Green Western Pleasure.
- D. TWO WESTERN PLEASURE CLASSES. If two Western Pleasure classes are to be offered at a show they shall be the following:
1. Senior Western Pleasure, six-year-old and older. All horses must be shown with a bit. See SC-240.K.
  2. Junior Western Pleasure, five-year-old and younger. Horses may be shown with a snaffle bit, bit or hackamore at the discretion of the exhibitor. See Rule SC-240.I.-.K.
- E. ONE WESTERN PLEASURE CLASS. If only one Western Pleasure class is to be offered at a show, it shall be the following:
1. Western Pleasure, All Ages. Horses six years old and older must be shown with bit. Horses five years old and younger may be shown in snaffle bit, bit or hackamore. See Rule SC-240.I.-K.

- F. A Western Pleasure horse should be a pleasure to ride. He/she should exhibit a free flowing stride with natural lift and self-carriage, along with smooth gaits and transitions. Emphasis shall be placed on good movers, manners and a willing attitude, as reflected in the horse's ears, mouth, tail and ways of going; any attempt to alter these attributes shall be severely penalized. This class will be judged on the performance, manners, condition and conformation of the horse. All horses will be judged at the walk, jog, lope and back as well as on all transitions
- G. In judging western pleasure, credit is to be given to the horse that under light control and without intimidation goes forward with comfort, self carriage, confidence, willingness, and a balanced, fluid stride. To evaluate these things a judge should look for these six characteristics: cadence and rhythm, topline and expression, consistency and length of stride, in that order. Cadence is defined as: The accuracy of a horse's footfalls at any given gait. Rhythm is defined as: The speed of those footfalls at any given gait. The Topline: The head and neck should be carried in a relaxed natural position, compatible with the horse's conformation. The head should not be carried behind the vertical, giving the appearance of intimidation or be excessively nosed out, giving a resistant appearance. Expression should have a pleasant look with clear, bright eyes and a willing attitude. Consistency is defined as the ability to maintain the same topline, cadence and rhythm in each gait throughout the class. Length of stride should be of a reasonable length in relation to that horse's conformation with a full extension of the limbs. The winner of any western pleasure class should be the horse that best combines these six characteristics. Cadence and rhythm should always be first and most important in evaluating a western pleasure horse.
- H. Following are the requirements in order of priority for evaluating western gaits:
1. Correctness- Concerning correctness, which is the most important element of the hierarchy. Judges must assess if the exhibitor has performed each gait correctly as defined during all or the majority of all of the class in order to have a correct or positive evaluation. For western gaits, correct includes a four beat walk, two beat jog, and three beat lope. The distinctness of the designated cadence for the gait being performed is essential.
  2. Quality- Concerning quality, which is the second most important element of the hierarchy and can only be considered positively if the gait performance has complied with the first element of correctness. In evaluating the pleasing characteristics of a gait, among many considerations, judges must consider overall gracefulness, relaxed presentation, consistency, expression, top line, softness of movement, consistency, and length of stride, of the performance of a gait.
  3. Degree of difficulty- Concerning degree of difficulty, which is the least important and last element of the hierarchy. This element must only be considered if the requirement for correctness has been met and the combination of correctness and quality allow the performance to be considered for placement. Difficulty is greatly influenced by exhibiting a pleasure horse at a pace and speed that allows for correctness, and best quality of gait for that individual. A performance of a walk that is ground covering and free flowing has a high degree of difficulty. A jog or lope that is performed with a slow rhythm without sacrificing correctness or quality has a high degree of difficulty. Slowness that sacrifices correctness or negatively impacts quality shall be considered incorrect and a poor performance, at best.



- I. **HEAD SET.** The head should be carried at an angle that is natural and suitable to the horse's conformation at all gaits. Ideally, a horse should carry its head no lower than level and its nose should be in front of vertical. Below is an example of the ideal head set.



- J. **RING PROCEDURE.** This class will be judged on the performance, manners, condition and conformation of the horse. All horses will be judged at the walk, jog, lope and back as well as on all transitions.
1. **Walk, Jog and Lope.** Horses are to be shown at a walk, jog and lope on a reasonably loose rein without undue restraint. It is mandatory that a moderate extension of the jog be asked for in at least one direction during each Western Pleasure class. **EXCEPTIONS:** 2-Year-Old Western Pleasure, Novice Youth 18 & Under Western Pleasure, Novice Amateur Western Pleasure, and Youth Walk-Trot 5-10 Western Pleasure, Youth 13 & Under Western Pleasure and Amateur Walk-Trot Western Pleasure. However, the moderate extension of the jog remains optional in the above-named class exceptions. An extended jog is a definite two-beat lengthened stride that results in covering more ground. Horses must work both ways of the ring at all required gaits to demonstrate their ability with the different leads. A horse will not be penalized for passing. The judge shall have the right to ask for additional work from any horse. At the option of the judge, horses may be asked to lengthen their strides at the walk or lope, one or both ways of the ring. **Exception:** Novice and Walk-Trot classes.
  2. **Reversing.** Horses are to be reversed to the inside, away from the rail. Horses may be required to reverse at a walk or a jog or may be required to go from any gait to any other gait at the discretion of the judge. Forward motion must be maintained through the transitions as well as the reverse without breaking gait. No contestant will be asked to reverse at a lope.
- K. **FAULTS.** To be scored according to severity:
1. Wrong lead.
  2. Bolting.
  3. Bucking.
  4. Excessive speed.
  5. Breaking gait.
  6. **Failure to Take Gait.** Horses which fail to take the gait when called for. (During transitions, excessive delay will be penalized.)
  7. **Head Position.** Head carried such that the point of the ear is consistently lower than the withers, carried too high, or excessive nosing out.
  8. **Flexed.** Over-flexing or straining neck in head carriage so that the nose is carried behind the vertical.
  9. **Slow Gait/Loss of Forward Motion.** Excessively slow at any gait with a loss of forward momentum, resulting in an animated and/or artificial gait.
  10. **Failure to maintain a reasonably loose rein without undue restraint.**
  11. **Appearance.** Horses that appear sullen, dull, lethargic, emaciated or overly tired.
  12. **Touching horse or saddle with free hand.**
  13. **Use of spurs forward of the cinch.**

14. Opening mouth excessively.
15. Stumbling.
16. Quick, choppy or pony-strided.
17. Overly canted at the lope. (Outside hind leg consistently carried further in than inside front leg.)
18. Refusal to back.
19. A loss of cadence at any gait.
20. Excessive movement of the top line at the lope.

### **SC-246. Green Western Pleasure**

- A. The purpose of Green Western Pleasure is to allow a horse to compete on an entry-level field with horses of the same level of experience. The Green Western Pleasure is a stepping-stone to the more advanced level of competition with seasoned horses. This class should be judged according to the purpose of its intent.
- B. Horses, regardless of their age, may be ridden with one hand and a standard Western bit as approved by APHA equipment rules or with two hands and a snaffle bit or bosal as described under APHA equipment rules.
- C. With the exception of eligibility and equipment requirements, the same rules apply in Green Western Pleasure as apply in Western pleasure.
- D. HORSES ELIGIBLE TO COMPETE:
  1. Horses in their first year of showing in Western Pleasure or that have shown during previous years in **APHA, PtHA or any other national or international breed or discipline association** in any Western Pleasure classes, but have not won more than 25 points (10 points in Zones 12,13,14), or a World or Reserve World Championship as of January 1 of the current show year. Points from all divisions (excluding Walk-Trot) will count and are cumulative in determining eligibility. In addition, as of January 1 of the current show year, horses may not have won more than \$2,500 in lifetime earnings under saddle in any Western Pleasure class at any event in which the earnings are verifiable. Accuracy of eligibility is the responsibility of the owner and exhibitor and is subject to verification.
  2. Year Long Eligibility. If a horse is considered eligible on January 1, it may continue to be shown in this class for the calendar year, regardless of points earned.
- E. Horses showing in this event may also enter their respective Western pleasure class at the same show. Green Western Pleasure does not count for show all-around or high-point awards.
- F. Points earned in this class will count for APHA Register of Merit, Superior Event and Honor Roll awards only. Points in this class will not count toward any other APHA awards including Breeders' Trust payouts. (World Show points do not count toward year end awards).


### **SC-247. Western Versatility Pattern**

For horses three years of age and older. This class may be offered in the Open (Junior and Senior), Amateur, Youth, and Walk-Trot divisions.

- A. No horse may cross enter into any Ranch Riding, Ranch Rail Pleasure, Ranch Pleasure or Ranch Trail class at the same show.**
- B. Western Attire and Tack: See rule SC-235 & SC-240. Exception: Horses, of all ages, may be shown in a snaffle bit with one or two hands on the reins.
- C. The purpose of this class is to demonstrate the versatility of the western performance horse. The horse should reflect the versatility, attitude, and movement of an all-around performance horse. The horse should be well-trained, relaxed, quiet, soft and cadenced at all gaits. The ideal Western Versatility Pattern horse will travel with forward movement

and demonstrate an obvious lengthening of stride at extended gaits. The horse will be ridden on a loose rein without requiring undue restraint. The overall manners and responsiveness of the Western Versatility Pattern horse to make timely transitions in a smooth and correct manner, as well as the quality of the movement and maneuvers are of primary considerations. Movement, expression, and attitude are of utmost importance.

- D. A Western Versatility Pattern horse should be a willing and natural horse. Emphasis shall be placed on quality movement, manners, and attitude as reflected in the horse's ears, mouth, tail and way of going. Judges shall be instructed to pay particular attention to the above-mentioned and any attempt to alter the above shall result in lower maneuver evaluations.
- E. Credit must be given to the horse that under light control and without intimidation goes forward with comfort, self-carriage, confidence, willingness and a balanced fluid stride. Head carriage should be quiet, consistent, and comfortable with no appearance of intimidation.
- F. Gaits will be judged according to SC-241. Western Performance Gaits, emphasizing correctness, quality and degree of difficulty. Expression, rhythm, and flow are of utmost importance.
- G. Head Set: The head should be carried at an angle that is natural and suitable to the horse's conformation at all gaits. Ideally, a horse should carry its head no lower than level and its nose should be in front of vertical. Below is an example of the ideal head set.



#### H. CLASS REQUIREMENTS:

1. Each horse will work individually, performing both required and optional maneuvers. Horses will perform a ground covering walk, jog at a pace capable of negotiating poles, and lope in a forward motion as in performing a flying lead change.
2. The required maneuvers will include the walk, jog, and lope in both directions; extended jog, stop, back, turns up to a 360 in either direction, change of lead (simple or flying) either direction, and walk, jog or lope over a set of no more than (4) poles with no elevation.
3. Pole Distances:
  - a. Walk overs: 20"-24"
  - b. Trot Overs: 3'-3'3"
  - c. Lope overs: 6'-6½'
4. Optional maneuvers may include extending the walk, stand quietly, open and close a gate, walk over a bridge, side pass, jog through or around cones or chute, or some reasonable combination of maneuvers that would be expected of a Western Versatility Pattern horse to perform.
5. Patterns will consist of 10 to 15 maneuvers.
6. The maneuvers may be arranged in various combinations with final approval by the judge.
7. One of the suggested five patterns may be used, however a judge may utilize a different pattern as long as all required maneuvers and three or more optional maneuvers are included.
8. No time limit.

I. SCORING: Scores will be between 0-100 points and automatically begins the run with a score of 70 points. The horse/rider team is score on the quality of each maneuver (e.g. -1 ½ extremely poor, -1 very poor, -+1/2 poor, 0 correct, +1/2 good, +1 very good, +1 ½ excellent). Maneuver evaluations and penalty applications are to be determined independently. The following penalties will be applied to each occurrence and to deducted from the final score:

1. One-half point

- a. Each tick of log, pole, cone, plant or obstacle

2. One-point penalties

- a. Over-bridled (per maneuver)
- b. Out of frame (per maneuver)
- c. Break of gait at walk or jog for 2 strides or less
- d. Wrong lead or out of lead for 2 strides or less
- e. Each hit, bite or stepping on a log, pole, cone, plant or any component of the obstacle.
- f. Both front or hind feet in a single-strided slot or space at a walk or jog,
- g. Skipping over or failing to step into required space
- h. Split pole in lope-over
- i. Failure to meet the correct strides on jog over and lope over log obstacles
- j. Loss of forward motion during transitions
- k. Quick, short vertical strides (per maneuver)

3. Three-point penalties

- a. Break of gait at walk or jog for more than two strides
- b. Break of gait at lope, except when correcting an incorrect lead
- c. Wrong lead or out of lead for more than 2 strides
- d. Knocking down an elevated pole, cone, barrel, plant, obstacle or severely disturbing an obstacle
- e. Out of lead or cross-cantering more than two strides when changing leads, jogging more than three strides when making a simple lead change
- f. Jogging three or more strides in a lope departure from a stop or walk.
- g. Over canted at the lope— (Outside hind leg consistently carried further in than inside front leg) per maneuver
- h. Stepping outside the confines of, falling or jumping off of an obstacle with designated boundaries with one foot once the foot has entered obstacle, including missing one element of an obstacle on a line of travel with one foot.
- i. Loss of cadence at any gait per maneuver
- j. Over flexing or straining neck in head carriage so the nose is carried behind the vertical per maneuver
- k. Opening mouth excessively per maneuver
- l. A back that is poor, reluctant or with hesitation
- m. Excessive nosing out per maneuver
- n. Excessive movement of the topline at the lope per maneuver
- o. Head Carried too low (tip of ear consistently below the withers)
- p. Head Carried too high (tip of ear consistently above the withers)
- q. Excessive slowness at any gait, loss of forward momentum

4. Five-point penalties

- a. Blatant disobedience (kick, bite, buck, rear, etc)
- b. Each refusal of a maneuver or obstacle.
- c. Use of either hand to instill fear or praise
- d. Holding the saddle horn
- e. Spurring in front of the cinch
- f. Stepping outside the confines of, falling or jumping off or out of an

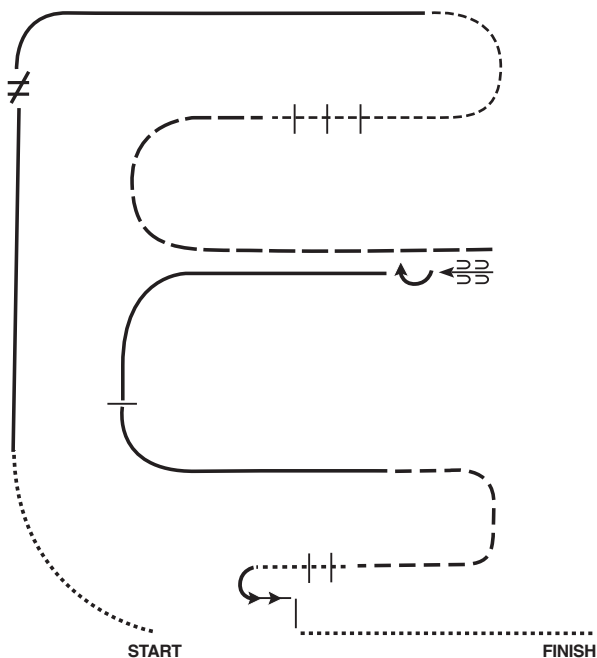
obstacle with designated boundaries with more than one foot once the foot has entered obstacle, including missing one element of an obstacle on a line of travel with more than one foot.

- g. A horse which appears sullen, dull, lethargic, intimidated, emaciated, drawn or overly tired

#### 5. DISQUALIFICATIONS

- a. Eliminate or adding maneuver
- b. Incomplete maneuver
- c. Off pattern
- d. Repeated blatant disobedience
- e. Third cumulative refusal, balk, or evading an obstacle by shying or backing over entire course
- f. Failure to ever demonstrate correct lead and/or gait as designated
- g. Failure to complete obstacle, ie: Dropping rope gate and not picking it up
- h. Fall of horse or exhibitor
- i. Excessive schooling, pulling, turning, or backing anywhere on course
- j. Use of two hands except with snaffle or hackamore, more than one finger between reins or any fingers between romal reins.
- k. Use of romal other than outline in SC-240C
- l. No attempt to perform an obstacle
- m. Equipment failure that delays completion of pattern
- n. Excessively or repeated touching the horse on the neck to lower the head
- o. Failure to enter, exit or work obstacle in any manner other than how it's described, including overturns of more than ¼ turn
- p. Failure to follow the correct line of travel between obstacles.
- q. Illegal equipment
- r. Willful abuse
- s. Lameness
- t. Unsportsmanlike conduct

## Western Versatility - Pattern 1

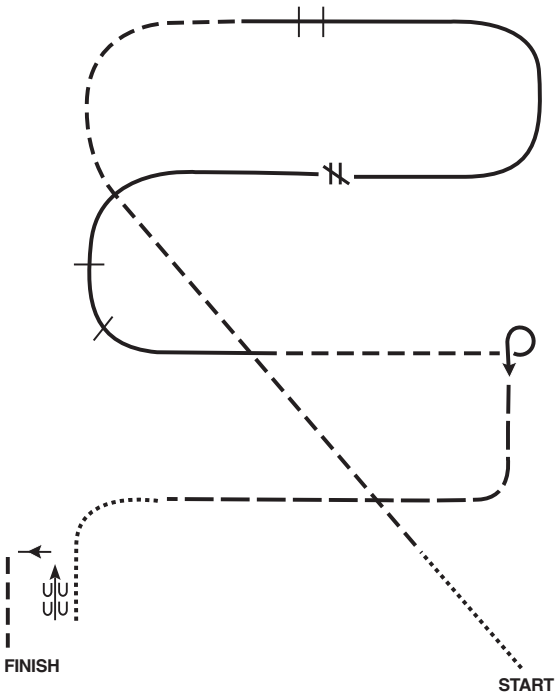


1. Walk
2. Left Lead
3. Simple change through Walk
4. Right Lead
5. Jog
6. Jog three poles
7. Extended jog
8. Stop and Back

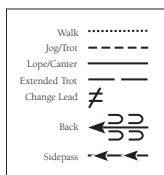
9. 180 Turn Right
10. Left Lead Lope
11. Lope over One Pole
12. Jog
13. Walk over Two Poles
14. 180 Turn Left
15. Sidepass Right Over Pole and Walk to Exit

Walk	.....
Jog/Trot	-----
Lope/Canter	=====
Extended Trot	=====
Change Lead	≠
Back	←←←
Sidepass	→→→

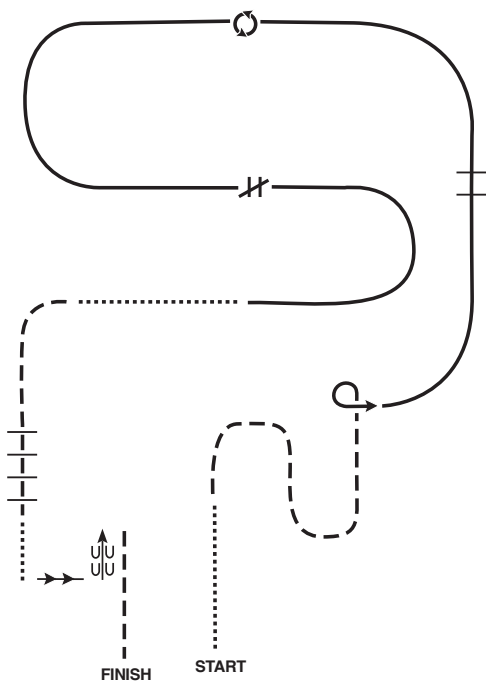
## Western Versatility - Pattern 2



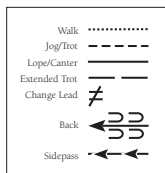
1. Walk
2. Jog Diagonal Line
3. Right lead Over Two Poles
4. Lead Change (Simple or Flying)
5. Left Lead
6. Lope Over Two Poles
7. Jog
8. Stop 270 Left
9. Extend Jog
10. Walk
11. Stop Back
12. Sidepass Right Over Pole
13. Jog to Exit



## Western Versatility - Pattern 3

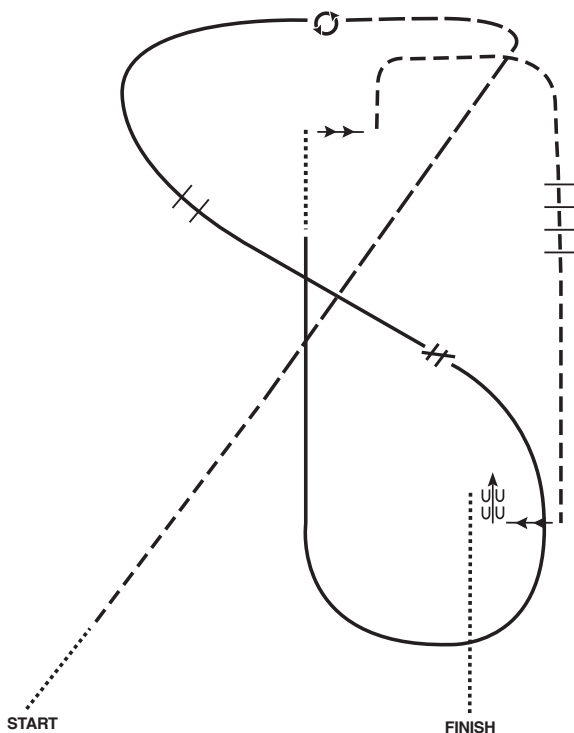


- |                                   |                        |
|-----------------------------------|------------------------|
| 1. Walk                           | 9. Walk                |
| 2. Jog serpentine                 | 10. Jog                |
| 3. Stop 270 turn left             | 11. Jog four poles     |
| 4. Left Lead                      | 12. Walk               |
| 5. Lope over Two Poles            | 13. Sidepass pole Left |
| 6. Stop and 360 Left              | 14. Back               |
| 7. Left Lead                      | 15. Jog to exit        |
| 8. Lead Change (Simple or Flying) |                        |

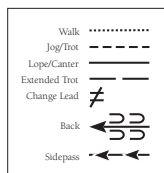




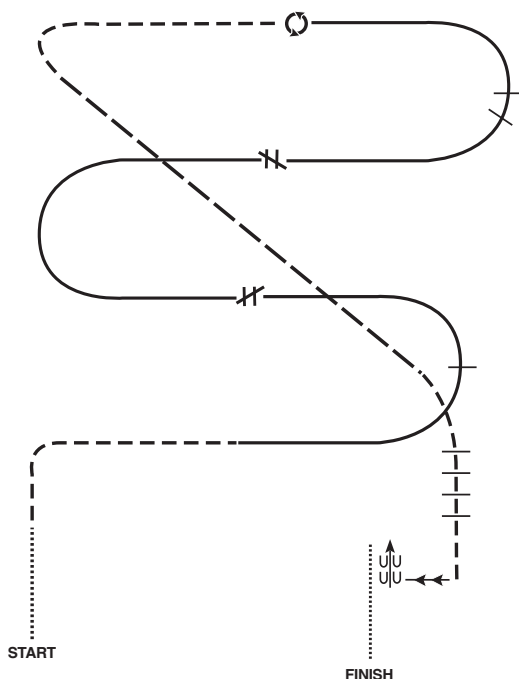
## Western Versatility - Pattern 4



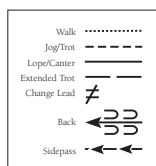
- |                                    |                         |
|------------------------------------|-------------------------|
| 1. Walk                            | 9. Break to Walk        |
| 2. Jog                             | 10. Sidepass Right      |
| 3. Extended Jog                    | 11. Jog                 |
| 4. Stop 360 Left                   | 12. Jog over Four Poles |
| 5. Left Lead                       | 13. Sidepass Pole Right |
| 6. Lope Two Poles                  | 14. Back                |
| 7. Change Leads (Simple or Flying) | 15. Walk to Exit        |
| 8. Lope Right Lead Up Center       |                         |



## Western Versatility - Pattern 5



- |                                   |                                    |
|-----------------------------------|------------------------------------|
| 1. Walk                           | 9. Lope Two Poles                  |
| 2. Jog                            | 10. Stop 360 Left                  |
| 3. Left Lead Lope                 | 11. Jog                            |
| 4. Lope Over One Pole             | 12. Extended Jog Diagonal Line     |
| 5. Lead Change (Simple or Flying) | 13. Collect Jog and Jog Four Poles |
| 6. Right Lead                     | 14. Sidepass Right Over Pole       |
| 7. Simple Change                  | 15. Back Exit at Walk              |
| 8. Left Lead                      |                                    |



## SC-250. Trail

- A. WESTERN ATTIRE AND TACK. See rule SC-235. & SC-240.
- B. This class will be judged on the performance of the horse over obstacles, with emphasis on manners, response to the exhibitor and quality of movement. Credit will be given to horses negotiating the obstacles with style and some degree of speed, providing correctness is not sacrificed. Horses should receive credit for showing attentiveness to the obstacles and the capability of picking their own way through the course when obstacles warrant and willingly respond to the rider's cues on more difficult obstacles.
- C. Horses shall be penalized for any unnecessary delay while approaching or negotiating the obstacle. Horses with artificial appearance over obstacles should be penalized.
- D. Horses must not be required to work on the rail. The course must be designed, however, to require each horse to show the three gaits – walk, trot, lope (except in walk-trot)- somewhere between obstacles as a part of its work, and quality of movement and cadence should be considered as part of the maneuver score. While on the line of travel between obstacles, the horse shall be balanced, carrying its head and neck in a relaxed, natural position, with the poll level with or slightly above the withers. The head should not be carried behind the vertical, giving the appearance of intimidation, or be excessively nosed out, giving the **appearance of resistance**.
- E. SCORING SYSTEM. Scoring will be on the basis of 0-infinity, with 70 denoting an average performance. Each obstacle will receive an obstacle score that should be added or subtracted from 70 and is subject to a penalty that should be subtracted. Each obstacle will be scored on the following basis, ranging from plus 1½ to minus 1½:-1½ extremely poor,-1 very poor,-½ poor, 0 correct, +½ good, +1 very good, +1½ excellent. Obstacle scores are to be determined and assessed independently of penalty points. Credit will be given to those horses negotiating the obstacles cleanly, smoothly, and alertly with style in prompt response to the exhibitor's cues. Penalties should be assessed per occurrence as follows:
1. One half (½) POINT.
    - a. Each tick of log, pole, cone, plant or obstacle.
  2. One (1) POINT.
    - a. Each hit, bite or stepping on a log, pole, cone, plant or any component of the obstacle.
    - b. Incorrect or break of gait at walk or jog for two strides or less.
    - c. Both front or hind feet in a single-strided slot or space at a walk or jog.
    - d. Skipping over or failing to step into required space.
    - e. Split pole in lope-over.
    - f. Failure to meet the correct strides on trot over and lope over log obstacles.
  3. Three (3) POINT.
    - a. Incorrect or break of gait at walk or jog for more than 2 strides.
    - b. Out of lead or break of gait at lope (except when correcting an incorrect lead).
    - c. Knocking down an elevated pole, cone, barrel, plant, obstacle, or severely disturbing an obstacle.
    - d. Stepping outside the confines of, falling or jumping off or out of an obstacle with designated boundaries with one foot once the foot has entered obstacle; including missing one element of an obstacle on a line of travel with one foot.

4. Five (5) POINT.
  - a. Dropping slicker or object required to be carried on course.
  - b. First or second cumulative refusal, balk, or evading an obstacle by shying or backing.
  - c. Letting go of or dropping gate.
  - d. Use of either hand to instill fear or praise.
  - e. Stepping outside the confines of, falling or jumping off or out of an obstacle with designated boundaries with more than one foot once the foot has entered obstacle; including missing one element of an obstacle on a line of travel with more than one foot.
  - f. Blatant disobedience (including kicking out, bucking, rearing, striking).
  - g. Holding the saddle horn.
5. Zero (0) total score for course (disqualification).
  - a. Use of two hands (except in Snaffle Bit or Hackamore classes designated for two hands) or changing hands on reins; except for junior horses shown with hackamore or snaffle bit, only one hand may be used on the reins, except that it is permissible to change hands to work an obstacle, or to straighten reins when stopped. Any hold on the reins is legal while working an obstacle that requires changing hands as long as not more than one finger is between the reins.
  - b. Use of romal other than as outlined in SC-240.C.
  - c. Performing the obstacles other than in specified order.
  - d. No attempt to perform an obstacle.
  - e. Equipment failure that delays completion of pattern.
  - f. Excessively or repeatedly touching the horse on the neck to lower the head.
  - g. Failure to enter, exit or work obstacle in any manner other than how it's described, including overturns of more than ¼ turn.
  - h. Failure to follow the correct line of travel between obstacles.
  - i. Riding outside designated boundary marker of the arena or course area.
  - j. **Third cumulative refusal, balk or evading an obstacle by shying or backing.**
  - k. Failure to ever demonstrate correct lead and/or gait as designated.
  - l. Failure to complete obstacle, i.e. dropping rope gate and not picking it up.
  - m. Fall of horse or exhibitor.
  - n. Excessive schooling, pulling, turning, or backing anywhere on course.
- F. Faults which occur on the line of travel between obstacles and should be scored according to severity, in maneuver scores:
  1. Head carried too high
  2. Head carried too low (tip of ear below the withers)
  3. Over-flexing or straining neck in head carriage so the nose is carried behind the vertical
- G. COURSE REQUIREMENTS.
  1. Use Care In Setting Up Course. Management, when setting courses, should keep in mind that the idea is not to trap a horse, or eliminate it by making an obstacle too difficult. All courses and obstacles are to be constructed with safety in mind as to eliminate accidents. If difficult courses are set, novice trail should be less difficult. When the distances and spaces are measured between elements, the inside base to inside base measurement of each element considering the normal path of the horse, should be the measuring point. Enough space must be provided for a horse to jog [at least 30 feet (9 meters)] and lope [at least 50 feet (15 meters)] for the judges to evaluate these gaits. Obstacles not combined shall be a minimum of nine feet (2.74m) apart.

2. Disruption of Obstacles. If disrupted, the course shall be reset. In the case that an obstacle is used in combination, the obstacle cannot be reset until the contestant finishes the entire obstacle.
3. Unacceptable Obstacles.
  - a. Tires
  - b. Animals
  - c. Hides
  - d. PVC pipe
  - e. Water box with floating or moving parts
  - f. Flames, dry ice, fire extinguisher, etc.
  - g. Logs or poles elevated in a manner that permits such to roll
4. The judge must walk the course and has the right and duty to alter the course in any manner. The judge may remove or change any obstacle he/she deems unsafe or non-negotiable. If at any time a trail obstacle is deemed to be unsafe by the judge, it shall be repaired or removed from the course. If it cannot be repaired and horses have completed the course, the score for that obstacle shall be excluded from all previous works for that class.
5. Change of Procedure. Where the local conditions and equipment will not permit the establishment of obstacles as specified and that they may require changing of procedures of hand on the reins, then all exhibitors must be advised that such changing of procedure or of hands is permitted.

#### H. EXHIBITOR REQUIREMENTS.

1. Exhibitor must use only one hand on the reins and may not be changed except when:
  - a. Putting on or removing slicker.
  - b. Carrying an object from one part of arena to another.
  - c. Dismounting.
  - d. Gate. It is permissible to change hands prior to opening gate if the gate is in such a position as to justify the change of hands on the reins.**

Exception Rule SC-240 **G, H, I & J.**

- I. OBSTACLE REQUIREMENTS. Course will include a minimum of 6 and a maximum of 12 obstacles and must be designed using at least one obstacle from each of the following divisions.

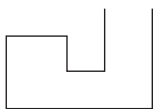
#### Division A.

1. Ride over at least four logs or poles. These can be in a straight line, curved, zigzag, or raised. The space between the logs is to be measured and the path the horse is to take should be the measuring point. Trot-overs and lope-overs cannot be elevated in Novice classes. All elevated elements must be placed in a cup, notched block, or otherwise secured so they cannot roll. The height should be measured from the ground to the top of the element. Spacing for walkovers, trot-overs, and lope-overs should be as follows or increments thereof.
  - a. Walk-overs. The spacing for walkovers shall be 20" to 24" (50-60 cm) and may be elevated to 12" (30 cm). Elevated walkovers should be set at least 22" (55 cm) apart.
  - b. Trot-overs. The spacing for trot-overs shall be 3' to 3'3" (90-100 cm) and may be elevated to 8" (20 cm).
  - c. Lope-overs. The spacing for lope-overs shall be 6' to 6 ½' (1.8 – 2 meters) or increments thereof, and may be elevated to 8" (20 cm).
2. Jump.
  - a. An obstacle designed for horses to be ridden over, either:
    1. Single Jump. An obstacle whose center height is not less than

- 14 inches (35.56cm) high or more than 24 inches (60.96cm) high; or,
2. Multiple Jump. Obstacles with a maximum center height of 18 inches (45.72cm) high.
  - b. The saddlehorn may be held during the execution of this obstacle only.

#### Division B.

1. Sidepass. An Object of such nature and length which is safe may be used to demonstrate the responsiveness of the horse to leg signals. If raised, height may not exceed 12 inches (30.48cm). The obstacle may be designed to require the horse to sidepass either or both ways or in a pattern. Objects such as a bale of hay that may become entangled in a horse's feet or legs will not be used.
2. Lime Circle. Requiring either:
  - a. Turn on the forehand with front feet inside and back feet turning on outside of circle; or
  - b. Turn on the haunches with hind feet inside and front feet on outside of circle.
3. Square, minimum 6' (1.82m) sides. Ride into the square. While all four feet are confined in the square, make a turn of not less than 180 degrees ( $\frac{1}{2}$  turn) and not more than 540 degrees ( $1\frac{1}{2}$  turn) and ride out or back out through opening.



4. Gate. The gate must be set up so that it is a minimum of 4 feet (1.21m) in length and 4 feet (1.21m) in height and so that the exhibitor can open from his right or left side. Exhibitors losing control of the gate while passing through shall be penalized and scored accordingly.

#### Division C.

1. Back through. Shall consist of either:
  - a. Poles. Straight L, double L, V, U or similar shaped obstacle. On ground, 30 inches (76.2cm) between minimum; elevated, 32 inches (81.28cm) between minimum elevated height not to exceed 12 inches (30.48cm).
  - b. Barrels or Cones, minimum of three. 36 inches (91.44cm) between minimum.
  - c. Triangle. 36 inches (91.44cm) between minimum at entry and 40 inches (101.6cm) between minimum for sides. If guardrails are used with b. or c. they shall be 3 to 4 feet (.91m-1.21m) from the sides of the obstacle.
2. Bridge. A Bridge with a wooden floor not to exceed 12 inches (30.48cm) in height and with or without side rails not less than 36 inches (91.44cm) apart will be used. A log placed under the bridge to create a teeter-totter effect is not prohibited so long as it is secured to the bridge so as not to shift during the passage of the horse over the bridge.
3. Water Hazard. A ditch or shallow pond of water may be used. A horse must pass through this obstacle, which must be large enough so that to properly complete this obstacle all four feet of the horse must step in the hazard. When a water hazard/box is used, it shall remain dry at all times in all divisions. Management may not place any item in the hazard. If a box is used, simulated water is permissible.

4. Simulated Water. Water may only be simulated by using a solid piece of painted wood.

#### Division D.

1. Carrying Object. Any object, other than animal or fowl, and of a reasonable size or weight, may be carried to a specific point.
2. Drag or Pull. Any object other than animal or fowl which can reasonably be pulled or dragged without the exhibitor having to dally may be used. Dallying shall be at the option of the exhibitor.
3. Slicker. When this obstacle is used, it will be so located that the exhibitor can ride to the slicker, put it on and remove it and return it to a designated place. Reins may be held or dropped on the neck of the horse or over the saddle horn while so doing.
4. Mailbox. Remove and/or replace items. Sidepass is optional.
5. Ground Tie. Ride or proceed to the designated place, dismount and either hobble or ground tie the horse and move away from the horse a reasonable distance to clearly show the proper training of the horse. To ground tie, reins shall be as follows.
  - a. Split, drop the reins
  - b. Romal, remove reins over head of horse, unclip off rein and drop.
  - c. Hackamore, drop lead.
6. Serpentine. Obstacle consisting of four pylons, guardrails optional, through which a horse will maneuver at a walk or jog-trot. Guardrails shall consist of poles placed parallel and a minimum of 3 feet (.91m) from the side of pylons; walk-pylons, minimum 3 feet (.91m) apart, base to base. Jog-trot pylons, minimum 6 feet (1.82m) apart, base to base.
7. Jog-around. Square consisting of four poles, minimum 12 feet (3.65m) long, and a pylon placed in the center of the square. Exhibitor will enter over a designated pole, perform a minimum 90 degree jog-around the pylon and exit over the designated pole.
8. Jog-through. Shall consist of:
  - a. Poles. L, double L,V,U or similar shaped obstacle. On ground, 3 feet (.91m) minimum and 4 feet (1.21m) maximum; elevated, 3 feet 3 inches (.99m) between minimum and 4 feet 3 inches (1.29m) maximum. Elevated height shall not exceed 12 inches (30.48cm).

### **SC-251. Green Trail**

- A. The purpose of Green Trail is to allow a horse to compete on an entry-level field with horses of the same level of experience. Green Trail is a stepping-stone to the more advanced level of competition with seasoned horses. This class should be judged according to the purpose of its intent.
- B. Green Trail will be judged on the performance of the horse over obstacles with emphasis on movement, smoothness in gaits and transitions and willingness to execute the maneuvers with a willing attitude. Horses shall be penalized for artificial appearance over the obstacles.
- C. The course should be designed for the entry-level horse. Ample space should be used to execute the obstacles.
- D. Horses, regardless of their age, may be ridden with one hand and a standard Western bit as approved by APHA equipment rules or with two hands and a snaffle bit or bosal as described under APHA equipment rules.
- E. With the exception of eligibility and equipment requirements, the same rules apply in Green Trail as apply in trail.
- F. Horses eligible to compete:
  1. Horses in their first year of showing in Trail or that have shown during previous years in **APHA, PtHA or any other national or international breed or discipline association** in any Trail classes, but have not won more than 25 points or more (10 points or more in Zones 12,13,14), or a World or Reserve World Championship as of January 1 of the current show year. Points from all divisions (except excluding Walk-Trot) will count and are cumulative in determining eligibility. In addition, as of January 1 of the current show year, horses

may not have won more than \$2,500 or more in lifetime earnings under saddle in any Trail class at any event in which the earnings are verifiable. Accuracy of eligibility is the responsibility of the owner and exhibitor and is subject to verification.

2. Year Long Eligibility. If a horse is considered eligible on January 1, it may continue to be shown in this class for the calendar year, regardless of points earned.
- G. Horses showing in this event may also enter their respective trail class at the same show. Green Trail does not count for show all-around or high-point awards.
- H. Points earned in this class will count toward APHA Register of Merit, Superior Event and Honor Roll awards only. Points in this class will not count toward any other APHA awards including Breeders' Trust payouts. (World Show points do not count toward year-end awards.)

## **SC-255. Western Riding**

---

- A. WESTERN ATTIRE AND TACK. See rules SC-235. and SC-240. See back of rule book for legend for the following patterns (diagrams).
- B. Western Riding is an event where the horse is judged on quality of gaits, flying lead changes at the lope, response to the exhibitor, manners and disposition. The horse should perform with reasonable speed, and be sensible, well-mannered, free and easy-moving.
- C. Credit shall be given for and emphasis placed on smoothness, even cadence of gait (i.e., starting and finishing pattern with the same cadence), and the horse's ability to perform flying lead changes precisely, easily and simultaneously both hind and front at the center point between markers. The horse should have a relaxed head carriage showing response to the exhibitor's hands, with a moderate flexion at the poll. Horses may be ridden with light contact or on a reasonable loose rein. The horse should cross the log both at the jog and the lope without breaking gait or radically changing stride.
- D. The judge will select one of the nine (9) Western Riding patterns to be performed. The judge is responsible for the pattern being correctly set. See Rule SC-255.E.1 for distance measurements.
  1. Exception: For Novice Youth and Novice Amateur Western Riding classes, the Green Western Riding patterns may be used. See Rule SC-256.
- E. On the pattern:
  1. A cone shall be placed along the wall or rail of the arena to designate where the exhibitor should initiate the walk. On Pattern 1, the cone should be placed a minimum of 15 feet before the first pylon. On patterns 2, 3, 4 and 5, the cone should be placed even with the first pylon. The on-deck exhibitor should not go to the start cone until the exhibitor on pattern has cleared the working area by the start cone for the final time.
  2. The small circles represent pylon markers which are recommended. These should be separated by a uniform measured distance of not less than 30 feet (9.14m) nor more than 50 feet (15.24m) on the sides with five markers. In pattern one, the three markers on the opposite side should be set adjacent to the appropriate markers. It is recommended that markers be set a minimum of 15 feet (4.57m) from the fence and with 50- to 80-foot (15.24-24.38m) width in the pattern, as the arena permits.
  3. A solid log or pole should be used and be a minimum of 8 feet (2.43m) in length.
  4. The long serpentine line indicates the direction of travel and gaits at



which the horse is to move. The recommended lead changing point is equal to  $\frac{1}{2}$  stride length before or after the center point between the markers. The dotted line (....) indicates walk, the dash line (——) jog, and the solid line (\_\_\_\_) lope.

F. Scoring will be on a basis of 0-100 with 70 denoting an average performance.

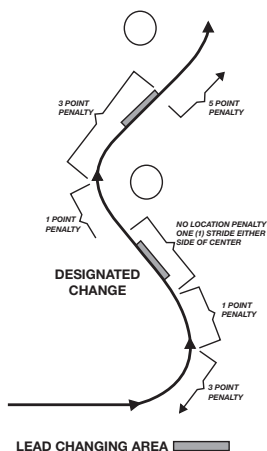
1. Scoring guidelines to be considered; points will be added or subtracted from the maneuvers on the following basis, ranging from plus  $1\frac{1}{2}$ , to minus  $1\frac{1}{2}$ :  $-1\frac{1}{2}$  extremely poor,  $-1$  very poor,  $-\frac{1}{2}$  poor, 0 average,  $+\frac{1}{2}$  good,  $+1$  very good,  $+1\frac{1}{2}$  excellent. Maneuver scores are to be determined independently of penalty points.

G. An exhibitor shall be penalized each time the following occur:

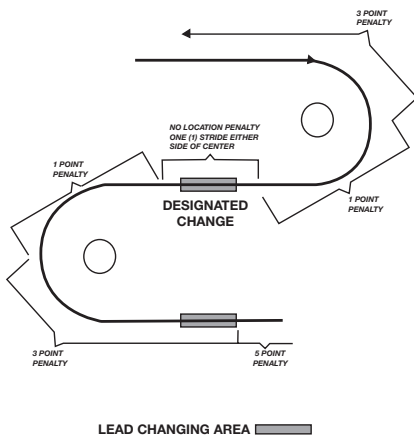
1. One-half ( $\frac{1}{2}$ ) point:
  - a. Tick or light touch of log.
2. One (1) point:
  - a. Break of gait at walk or jog up to two strides.
  - b. Hitting or rolling log.
  - c. Out of lead for more than 1 stride either side of the center point and between the markers.
  - d. Splitting the log (log between the two front or two hind feet) at the lope.
  - e. Hind legs skipping or coming together during lead change.
  - f. Non-simultaneous lead change (front to hind or hind to front).
3. Three (3) points:
  - a. Not performing the specific gait (jog or lope) or stopping when called for in the pattern, within 10 feet (3m) of the designated area.
  - b. Break of gait at the lope.
  - c. Simple change of leads, up to three.
  - d. Out of lead prior to the designated change from the cone to the previous change area or out of lead after the designated change from the cone to the next designated change area.
  - e. Additional lead changes anywhere in pattern (except when correcting an extra change or incorrect lead departure).
  - f. In patterns one and six and Green Western Riding patterns 1 and 6, failure to start the lope within 30 feet (9.14m) after crossing the log at the jog.
  - g. Break of gait at walk or jog for two or more strides.
4. Five (5) points:
  - a. Out of lead beyond the next designated change area (note: failures to change, including cross-cantering, at two consecutive change areas would result in 10 penalty points).
  - b. Kicking out.
  - c. Blatant disobedience.
  - d. Holding saddle with either hand.
  - e. Use of either hand to instill fear or praise.
5. Disqualified – 0 score
  - a. Fall to ground by horse or exhibitor.
  - b. Illegal equipment.
  - c. Willful abuse.
  - d. Off course.
  - e. Knocking over markers.
  - f. Completely missing log.
  - g. Major refusal- stop and back more than 2 strides or 4 steps with front legs.
  - h. Major disobedience – rearing, including schooling.
  - i. Failure to start lope prior to end cone in pattern 1 and 6 and Green Western Riding patterns 1 and 6.
  - j. Upon execution of 4 simple lead changes (defined as a stop or hesitation of forward motion) and/or failure to change leads.

- k. For Western Riding patterns 2, 3, 4, 5, 7, 8 , and 9 and Green Western Riding patterns 2, 4, 7, and 9, failure to start lope within 30 feet of the designated area.
- 6. Credits:
  - a. Change of leads, hind and front simultaneously.
  - b. Changes of designated point.
  - c. Accurate and smooth pattern.
  - d. Even pace throughout.
  - e. Easy to guide and control with rein and leg.
  - f. Manners and disposition.
  - g. Conformation and fitness.
- H. The following characteristics are considered faults and should be judged accordingly in maneuver scores.
  - 1. Opening mouth excessively.
  - 2. Anticipating signals or early lead changes.
  - 3. Stumbling
  - 4. Head carried too high
  - 5. Head carried too low (tip of ear below the withers)
  - 6. Over-flexing or straining neck in head carriage so the nose is carried behind the vertical
  - 7. Excessive nosing out

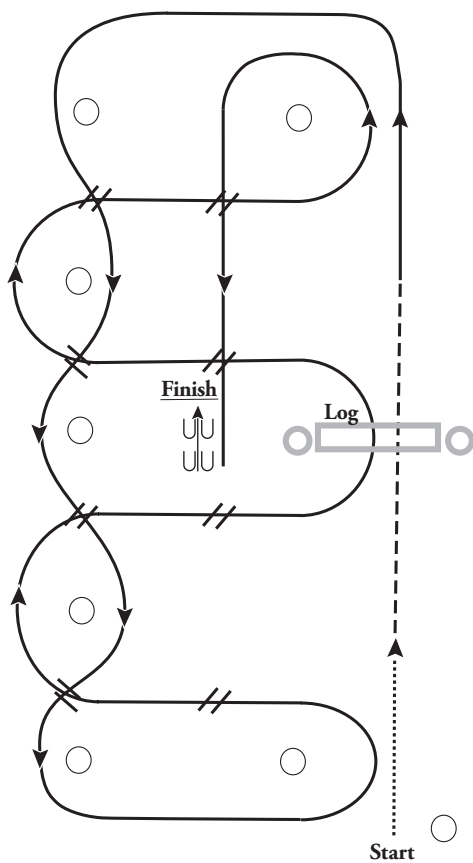
## Location Penalties for Designated Change



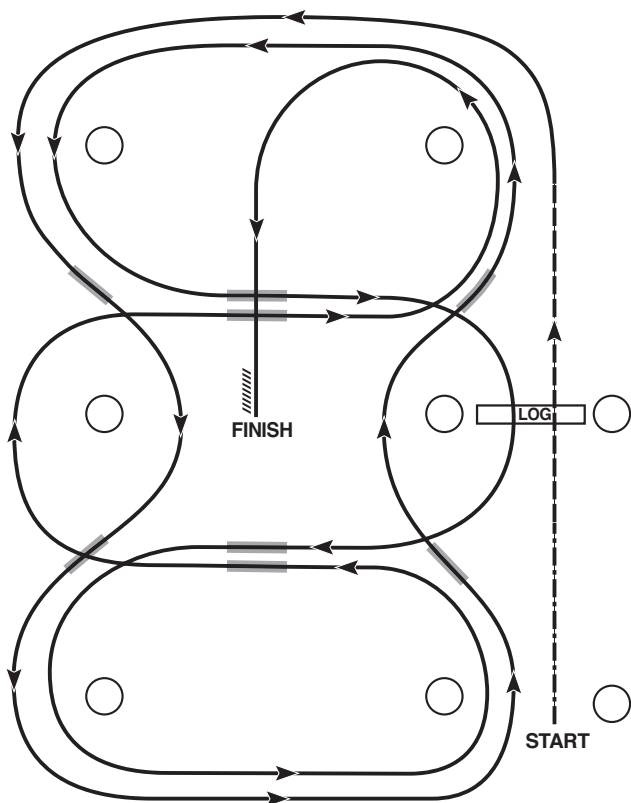
## Location Penalties for Designated Change



## Western Riding Pattern #1



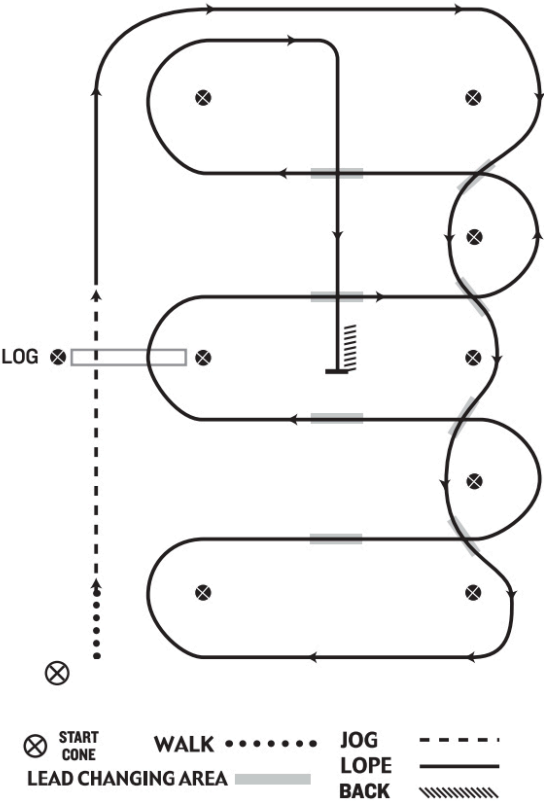
1. Walk at least 15 feet from start cone to the first marker, as drawn, transition to jog, jog over log.
2. Transition to lope and lope around end.
3. First line change.
4. Second line change.
5. Third line change.
6. Fourth line change and lope around the end of arena.
7. First crossing change.
8. Second crossing change.
9. Lope over log.
10. Third crossing change.
11. Fourth crossing change.
12. Lope up the center, stop and back.



Recommended for small arenas.

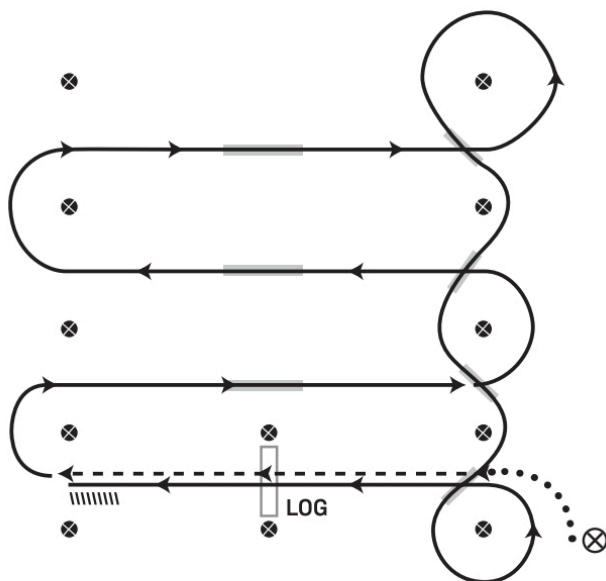
1. Walk at least 15 feet from the start cone to the first marker, as drawn, transition to jog, jog over log.
2. Transition to the lope, on the left lead.
3. First line change.
4. Second line change.
5. Third line change.
6. Fourth line change.
7. First crossing change.
8. Lope over log.
9. Second crossing change.
10. Third crossing change.
11. Fourth crossing change.
12. Lope, stop and back.

Western Riding Pattern #6



1. Walk at least 15 feet from start cone to the first marker, as drawn, transition to jog, jog over log
2. Transition to right lead & lope around end
3. First line change
4. Second line change
5. Third line change
6. Fourth line change lope around the end of arena
7. First crossing change
8. Second crossing change
9. Lope over log
10. Third crossing change
11. Fourth crossing change
12. Lope up the center, stop & back

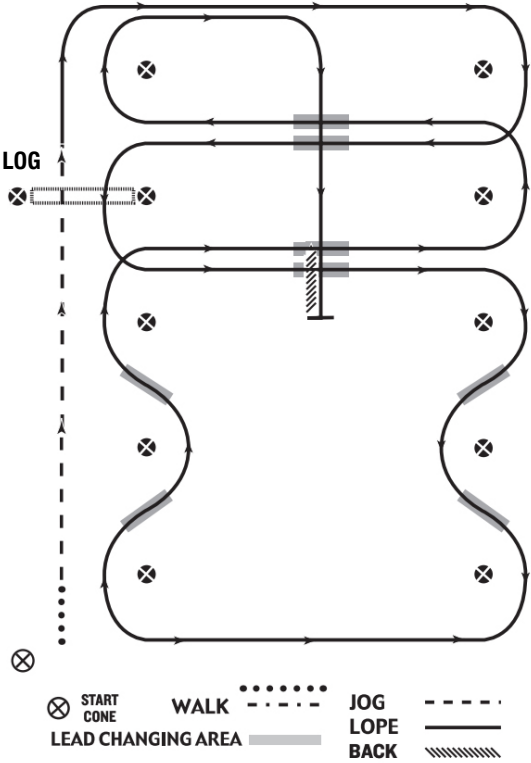
## Western Riding Pattern #7



 **START CONE**     **WALK** .....     **JOG** - - - - -  
**LEAD CHANGING AREA**      **LOPE** \_\_\_\_\_  
**BACK** 

1. Walk at least 15 feet from start cone to the first marker, as drawn, transition to jog, jog over log.
2. Transition to the lope, on the right lead
3. First crossing change
4. Second crossing change
5. Third crossing change
6. Circle & first line change
7. Second line change
8. Third line change
9. Fourth line change & circle
10. Lope over log
11. Lope, stop & back

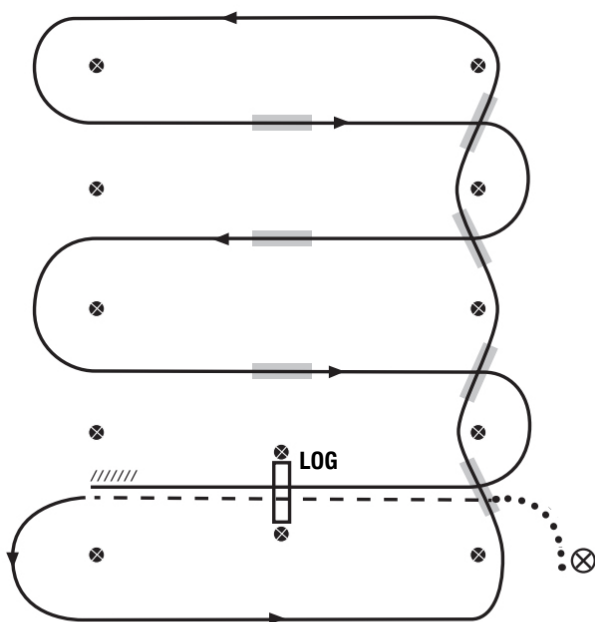
Western Riding Pattern #8



1. Walk at least 15 feet from start cone to the first marker, transition to jog, jog over log.
2. Transition to the lope, on the right lead
3. First crossing change
4. Lope over log
5. Second crossing change
6. First line change
7. Second line change
8. Third line change
9. Fourth line change
10. Third crossing change
11. Fourth crossing change
12. Lope up the center, stop & back



## Western Riding Pattern #9



⊗ **START CONE**  
**LEAD CHANGING AREA**   
**WALK** ..... **JOG**  
**LOPE BACK**    

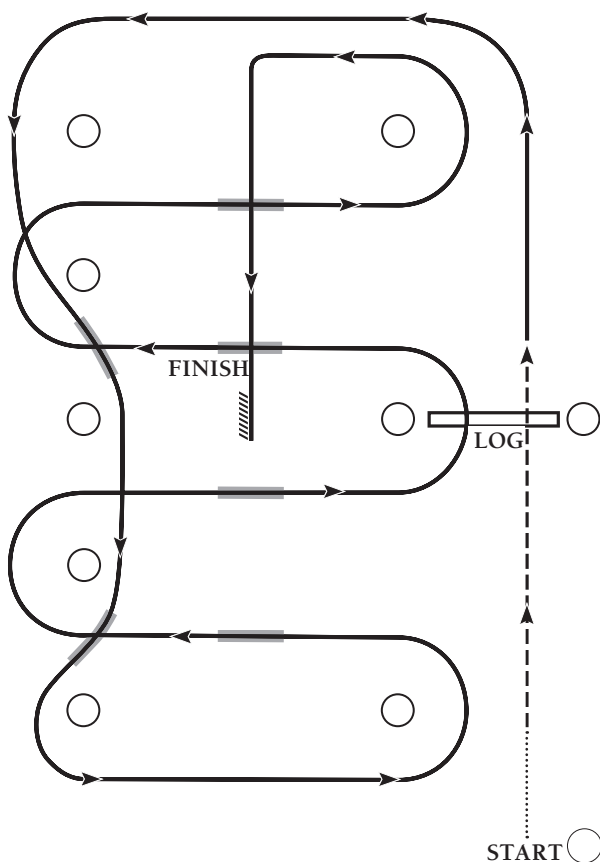

1. Walk at least 15 feet from start cone to the first marker, as drawn, transition to jog, jog over log.
2. Transition to the lope, on the left lead
3. First line change
4. Second line change
5. Third line change
6. Fourth line change
7. First crossing change
8. Second crossing change
9. Third crossing change
10. Lope over log
11. Lope, stop & back

## SC-256. Green Western Riding

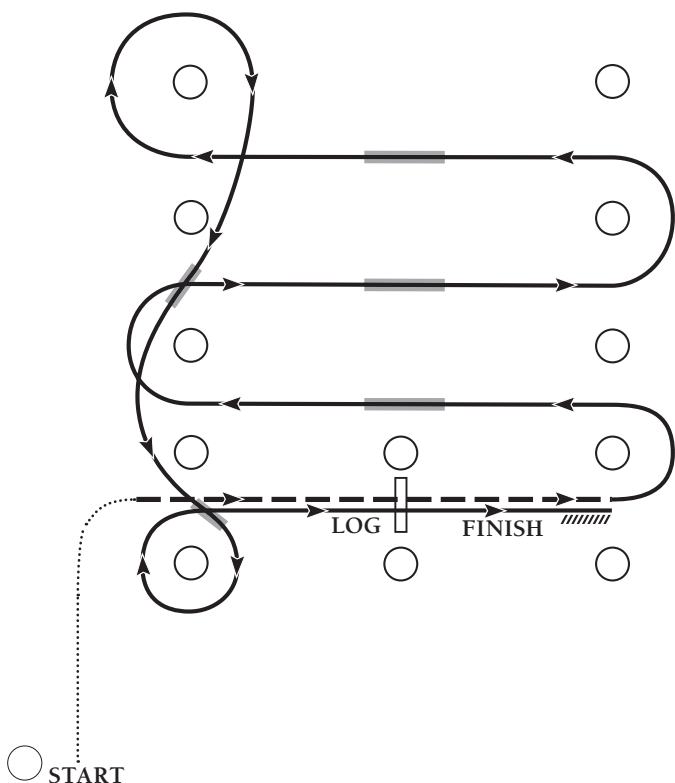
---

- A. The purpose of Green Western Riding is to create an entry-level division in the Western riding discipline that places emphasis on movement and quality of lead changes while allowing leniency in assistance from the exhibitor, while still rewarding softness and willingness. Credit will be placed on smoothness, even cadence of gaits and the horse's ability to change leads precisely, easily and simultaneously, both front and hind.
- B. Horses, regardless of their age, may be ridden with one hand and a standard Western bit as approved by APHA equipment rules or with two hands and a snaffle bit or bosal as described under APHA equipment rules.
- C. With the exception of eligibility and equipment requirements, the same rules apply in Green Western Riding as apply in Western riding.
- D. The patterns must be selected from one of the six (6) Green Western Riding patterns.
- E. Horses eligible to compete:
  - 1. Horses in their first year of showing in Western Riding or that have shown during previous years **APHA, PtHA or any other national or international breed or discipline association** in any Western Riding classes, but have not won more than 25 points (10 points in Zones 12,13,14), or a World or Reserve World Championship as of January 1 of the current show year. Points from all divisions (excluding Walk-Trot) will count and are cumulative in determining eligibility. In addition, as of January 1 of the current show year, horses may not have won more than \$2,500 in lifetime earnings under saddle in any Western Riding class at any event in which the earnings are verifiable. Accuracy of eligibility is the responsibility of the owner and exhibitor and is subject to verification.
  - 2. Year Long Eligibility. If a horse is considered eligible on January 1, it may continue to be shown in this class for the calendar year, regardless of points earned.
- F. Horses showing in this event may also enter their respective Western riding class at the same show. Green Western Riding does not count for show all-around or high-point awards.
- G. Points earned in this class will count toward APHA Register of Merit, Superior Event and Honor Roll awards only. Points in this class will not count toward any other APHA awards including Breeders' Trust payouts. (World Show points do not count toward year-end awards.)

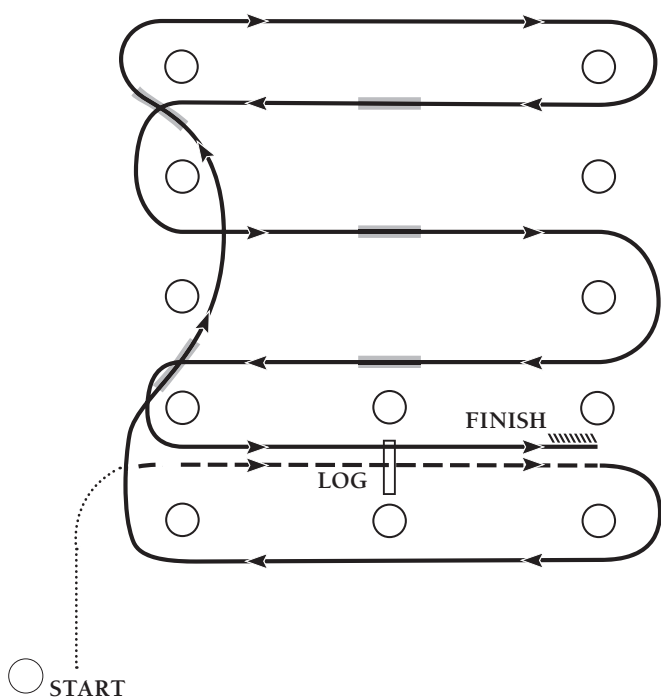
## Green Western Riding Pattern #1



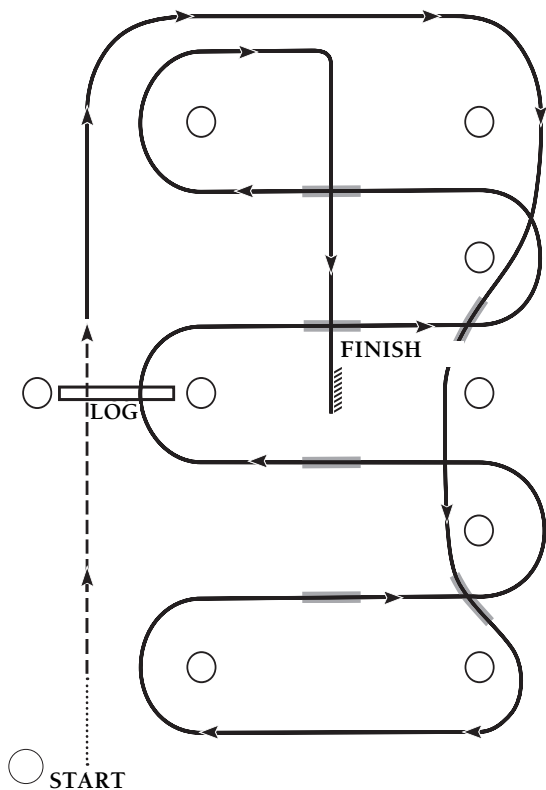
1. Walk at least 15 feet from start cone to the first marker, as drawn, transition to jog, jog over log.
2. Transition to left lead and lope around end.
3. First line change.
4. Second line change, lope around end of arena
5. First crossing change.
6. Second crossing change.
7. Lope over log.
8. Third crossing change.
9. Fourth crossing change.
10. Lope up the center, stop and back.



1. Walk at least 15 feet from start cone to the first marker, as drawn, transition to jog, jog over log.
2. Transition to left lead lope
3. First crossing change.
4. Second crossing change.
5. Third crossing change.
6. Circle and first line change.
7. Second line change and circle.
8. Lope over log.
9. Stop and back.

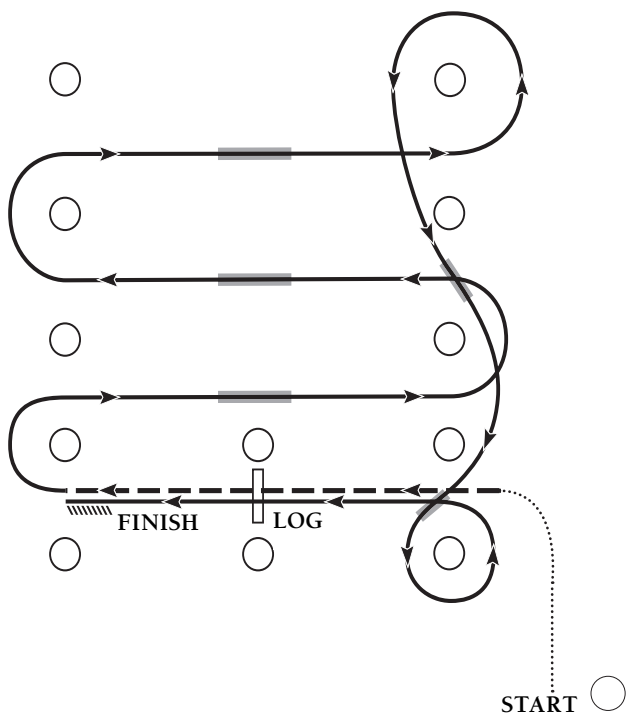


1. Walk at least 15 feet from start cone to the first marker, as drawn, transition to jog, jog over log.
2. Transition to right lead and lope around end.
3. First line change.
4. Second line change, lope around end of arena.
5. First crossing change.
6. Second crossing change.
7. Third crossing change.
8. Lope over log.
9. Lope, stop and back.



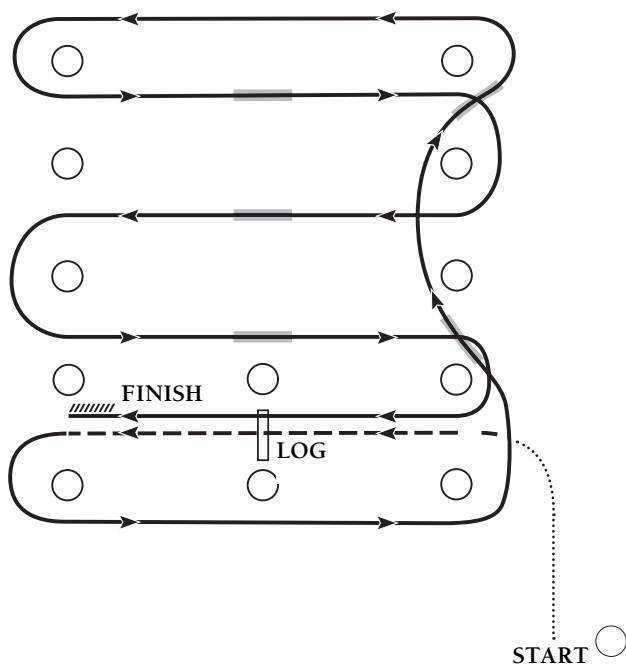
1. Walk at least 15 feet from start cone to the first marker, as drawn, transition to jog, jog over log.
2. Transition to right lead and lope around end.
3. First line change.
4. Second line change, lope around end of arena
5. First crossing change.
6. Second crossing change.
7. Lope over log.
8. Third crossing change.
9. Fourth crossing change.
10. Lope up the center, stop and back.

## Green Western Riding Pattern #7



1. Walk at least 15 feet from start cone to the first marker, as drawn, transition to jog, jog over log.
2. Transition to right lead lope
3. First crossing change.
4. Second crossing change.
5. Third crossing change.
6. Circle and first line change.
7. Second line change and circle.
8. Lope over log.
9. Stop and back.

## Green Western Riding Pattern #9



1. Walk at least 15 feet from start cone to the first marker, as drawn, transition to jog, jog over log.
2. Transition to left lead and lope around end.
3. First line change.
4. Second line change, lope around end of arena.
5. First crossing change.
6. Second crossing change.
7. Third crossing change.
8. Lope over log.
9. Lope, stop and back.



## SC-260. Reining

- A. WESTERN ATTIRE AND TACK. See Rules SC-235 and SC-240. Exception. Leg wraps and/or boots optional at exhibitor's discretion. See legend in back of rule book for the following patterns (diagrams).
1. Chain Curbs. Chain curbs are permissible but must be at least one-half inch in width, cannot be twisted, and must meet the approval of the judge.
- B. Any one of the eighteen (18) APHA approved reining patterns may be used and is to be selected by the judge of the class and used by all exhibitors in the class.
- C. Each exhibitor will perform the required pattern individually and separately. All horses will be judged immediately upon entering the arena and judging will cease after the last maneuver. Any fault incurred prior to the commencement of a pattern will be scored accordingly.
- D. To rein a horse is not only to guide him, but also to control his every movement. The best reined horse should be willingly guided or controlled with little or no apparent resistance and dictated to completely. Any movement on his own must be considered a lack of control. All deviations from the exact written pattern must be considered a lack of or temporary loss of control, and therefore a fault that must be marked down according to severity of deviation. After deducting all faults, set here within, against execution of the pattern and the horse's overall performance, credit should be given for smoothness, finesse, attitude, quickness and authority of performing various maneuvers, while using controlled speed which raises the difficulty level and makes him more exciting and pleasing to watch to an audience.
- E. SCORING. The scoring will be on the basis of 0-infinity, with 70 denoting an average performance. The individual maneuvers are scored in  $\frac{1}{2}$  point increments from a low of  $-1\frac{1}{2}$  to a high of  $+1\frac{1}{2}$  with a score of 0 denoting a maneuver that is correct with no degree of difficulty.
- F. The following will result in no score:
1. Abuse of an animal in the show arena and/or evidence that an act of abuse has occurred prior to or during the exhibition of a horse in competition;
  2. Use of illegal equipment, including wire on bits, bosals or curb chains;
  3. Use of illegal bits, bosals or curb chains;
  4. Use of tack collars, tie-downs or nose bands;
  5. Use of whips or bats;
  6. Use of any attachment which alters the movement of or circulation to the tail; with the exception of weighted tails or tail extensions.
  7. Failure to dismount and/or present horse and equipment to the appropriate judge for inspection if requested by the judge;
  8. Disrespect or misconduct by the exhibitor.
  9. The judge(s) may excuse a horse at any time while in the arena for unsafe conditions or improper exhibition pertaining to both the horse and/or exhibitor.
- G. Excess rein may be straightened anytime during the pattern, provided the exhibitor's free hand remains behind the rein hand. Any attempt to alter tension or length of reins from the bridle to the rein hand is to be considered use of two hands and a penalty score of zero will be applied. In addition, should the judge determine the free hand is being used to instill fear or praise, a penalty score of five and a reduction in the

maneuver score will be applied. When using a romal, no fingers between the reins are allowed. The free hand may be used to hold the romal provided it is held at least 16" from the reining hand and in a relaxed position. Use of the free hand while holding the romal to alter the tension or length of the reins from the bridle to the reining hand is considered to be the use of two hands, and a score of 0 will be applied except during the hesitation or settling of the horse.

H. The following will result in a score of 0:

1. Use of more than index or first finger between reins;
2. Use of two hands (exception in snaffle bit or hackamore classes designated for two hands) or changing hands;
3. Use of romal other than as outlined in SC-240.C.;
4. Failure to complete pattern as written;
5. Performing the maneuvers other than in specified order;
6. The inclusion of maneuvers not specified, including, but not limited to;
  - a. Backing more than two strides,
  - b. Turning more than 90 degrees,
  - c. On run-in patterns, once beginning a lope a complete stop prior to reaching the first marker. (Exception: a complete stop in the 1st quarter of a circle after a lope departure is not to be considered an inclusion of maneuver; a 2 point break of gait penalty will apply.)
7. Equipment failure that delays completion of pattern including dropping a rein that contacts the ground while the horse is in motion;
8. Balking or refusal of command where pattern is delayed;
9. Running away or failing to guide where it becomes impossible to discern whether the entry is on pattern;
10. Jogging in excess of one-half circle or one-half the length of the arena;
11. Overspins of more than 1/4 turn;
12. Fall to the ground by horse or exhibitor.
13. Dropping a rein that contacts the ground while the horse is in motion.
14. When going to and coming out of a rollback in a pattern requiring a run-around, a rollback that cross the center line.

I. The following will result in a penalty of five (5) points:

1. Spurring in front of cinch;
2. Use of either hand to instill fear or praise;
3. Holding saddle with either hand;
4. Blatant disobedience including kicking, biting, bucking, rearing and striking.
5. The act of a horse dropping to its knees or hocks is not considered a fall since its shoulder and/or hip and/or underline did not touch the ground. In order to assess the 5-point penalty correctly, an important distinction must be made. A horse that hits its hocks while performing a sliding stop should not receive the penalty and should not be confused with the horse that drops to its hocks at the completion of the stop due to a clear loss of balance or a horse that sits down should receive the 5-point penalty. To assess the 5-point penalty correctly during spin, an important distinction must be made. A horse that turns with its hock touching the ground should not receive the 5-point penalty and should not be confused with the horse that drops to its hocks due to a clear loss of balance which should receive the 5-point penalty.

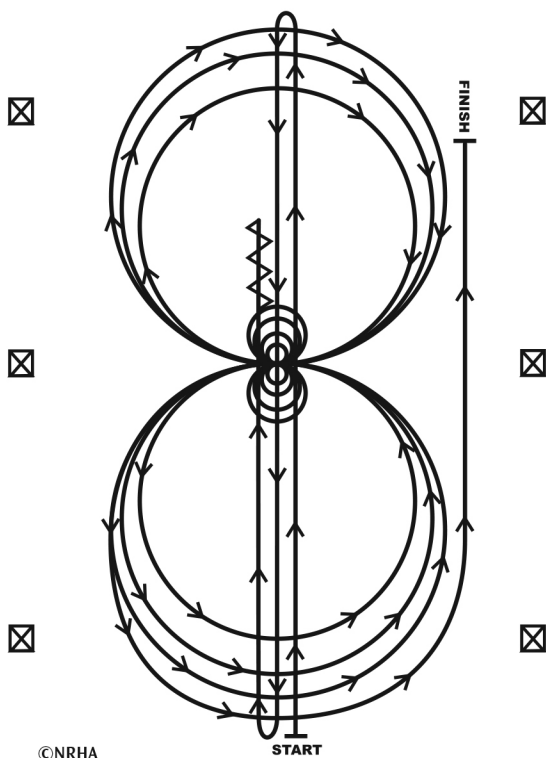
J. The following will result in a two (2) point penalty:

1. Break of gait;
2. Freeze up in spins or rollbacks;
3. On walk-in patterns, loping prior to reaching the center of the arena and/or failure to stop or walk before executing a lope departure;
4. On run-in patterns, failure to be in a lope prior to reaching the first

- marker or break of gait prior to the first marker;
5. If a horse does not completely pass the specified marker before initiating a stop position.
- K. Starting or performing circles or eights out of lead will be judged as follows:
1. Each time a horse is out of lead or had a delayed change of lead, a judge is required to deduct one point. The penalty for being out of lead is accumulative and the judge will deduct one penalty point for each quarter of the circumference of a circle or any part thereof that a horse is out of lead. A delayed change of lead is a one point penalty from one stride to  $\frac{1}{4}$  of circumference of a circle and is also cumulative beyond that point.
  2. A judge is required to penalize a horse  $\frac{1}{2}$  of a point for a delayed change of lead by 1 stride, where the lead change is required by the pattern description.
- L. Deduct  $\frac{1}{2}$  point for starting circle at a jog or exiting rollbacks at a jog up to 2 strides. Jogging beyond two strides, but less than  $\frac{1}{2}$  circle or  $\frac{1}{2}$  length of the arena, deduct 2 points.
- M. Deduct  $\frac{1}{2}$  point for over or under spinning up to  $\frac{1}{8}$  of a turn; deduct 1 point for over or under spinning up to  $\frac{1}{4}$  of a turn.
- N. In patterns requiring a run-around, failure to be on the correct lead when rounding the end of the arena will be penalized as follows: for  $\frac{1}{2}$  the turn or less, 1 point; for more than  $\frac{1}{2}$  turn, 2 points.
- O. There will be a  $\frac{1}{2}$  point penalty for failure to remain a minimum of 20 feet from wall or fence when approaching a stop and/or rollback.
- P. In a pattern requiring a run-around, there will be a one half ( $\frac{1}{2}$ ) point penalty for failure to remain a minimum of 10 feet from either side of the center of the arena; for small arenas it will be at the judge's discretion.
- Q. Faults against the horse to be scored accordingly, but not to cause disqualification:
1. Opening mouth excessively when wearing bit;
  2. Excessive jawing, opening mouth, or head-raising on stop;
  3. Lack of smooth, straight stop on haunches – bouncing or sideways stop;
  4. Refusing to change leads;
  5. Anticipating signals;
  6. Stumbling;
  7. Backing sideways;
  8. Knocking over markers.
- R. Faults against the exhibitor to be scored accordingly, but not to cause disqualification:
1. Losing stirrup;
  2. Failure to run circles or figure eight within the markers is not considered a fault depending on arena conditions and size; however, failure to go beyond markers on roll-backs and stops is considered a fault, and will incur a penalty.
- S. A show may have up to three approved reining classes.
1. If three reining classes are to be held at a show, they shall be the following:
    - a. Senior Reining shown with bit;
    - b. Junior Reining shown with bit;
    - c. Hackamore/Snaffle Bit Reining (5-year-old and younger, shown with hackamore or snaffle bit):
      1. No horse may be entered in both junior bit and hackamore/snaffle bit reining classes at the same show.
  2. If two reining classes are to be held at a show, they shall be the following:
    - a. Senior Reining shown with bit;
    - b. Junior Reining shown with either bit, hackamore or snaffle bit at the discretion of the exhibitor;

3. If only one reining class is to be held at a show, it shall be the following:
  - a. Reining all-ages, 6-year-old and older must be shown in bit; horses 5-years-old and younger may be shown in either bit, hackamore or snaffle bit at the discretion of the exhibitor.
- T. While horse is in motion, exhibitor's hands shall be clear of horse and saddle.

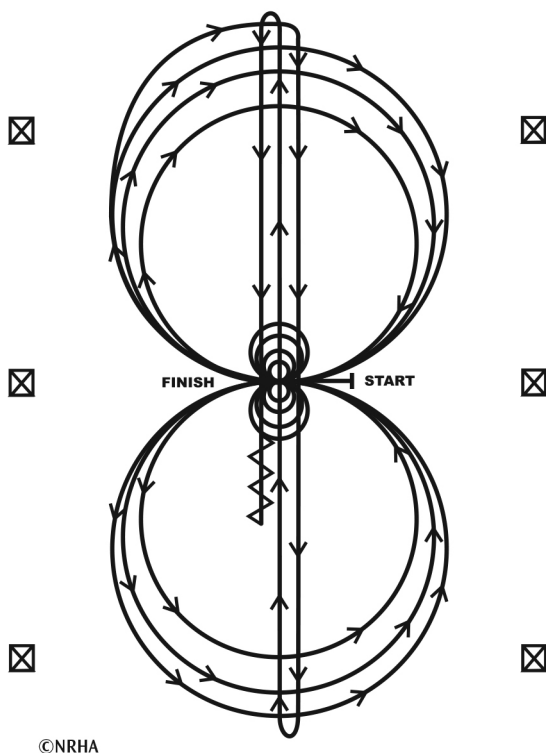
**Patterns on the following pages.**



National Reining Horse Association Patterns are used with permission.  
© 2021 National Reining Horse Association.

1. Run at speed to the far end of the arena past the end marker and do a left rollback – no hesitation.
2. Run to the opposite end of the arena past the end marker and do a right rollback – no hesitation.
3. Run past the center marker and do a sliding stop. Back up to center of the arena or at least ten feet (3m). Hesitate.
4. Complete four spins to the right. Hesitate.
5. Complete four and one-quarter spins to the left so that horse is facing left wall or fence. Hesitate.
6. Beginning on the left lead, complete three circles to the left; the first circle large and fast; the second circle small and slow; the third circle large and fast. Change leads at the center of the arena.
7. Complete three circles to the right; the first circle large and fast; the second circle small and slow; the third circle large and fast. Change leads at the center of the arena.
8. Begin a large circle to the left but do not close this circle. Run straight up the right side of the arena past the center marker and do a sliding stop at least twenty feet (6.09m) from wall or fence. Hesitate to demonstrate the completion of the pattern.

Exhibitor may dismount and drop bridle to the designated judge.

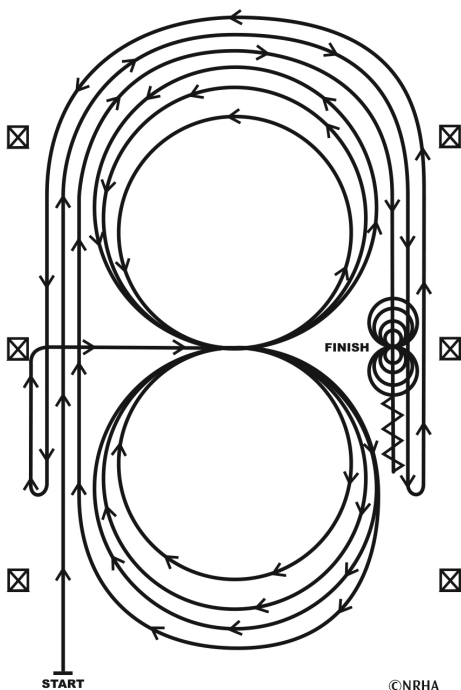


National Reining Horse Association Patterns are used with permission.  
© 2021 National Reining Horse Association.

Horses may walk or jog to the center of the arena. Horses must walk or stop prior to starting pattern. Beginning at the center of the arena facing the left wall or fence.

1. Beginning on the right lead, complete three circles to the right; the first circle small and slow; the next two circles large and fast. Change leads at the center of the arena.
2. Complete three circles to the left; the first circle small and slow; the next two circles large and fast. Change leads at the center of the arena.
3. Continue around previous circle to the right. At the top of the circle, run down the middle to the far end of the arena past the end marker and do a right rollback- no hesitation.
4. Run up the middle to the opposite end of the arena past the end marker and do a left rollback- no hesitation.
5. Run past the center marker and do a sliding stop. Back up to the center of the arena or at least ten feet(3m). Hesitate.
6. Complete four spins to the right. Hesitate.
7. Complete four spins to the left. Hesitate to demonstrate the completion of the pattern.

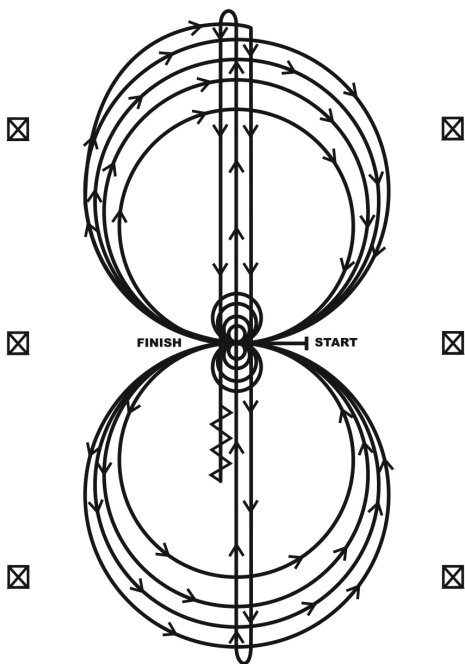
Exhibitor may dismount and drop bridle to the designated judge.



National Reining Horse Association Patterns are used with permission.  
© 2021 National Reining Horse Association.

1. Beginning lope straight up the left side of the arena, circle the top end of the arena, staying at least twenty feet (6.09 m) from the walls or fence, run straight down the opposite or right side of the arena past the center marker and do a left rollback – no hesitation.
2. Continue straight up the right side of the arena, circle back around the top of the arena, staying at least twenty feet from the walls or fence, run straight down the left side of the arena past the center marker and do a right rollback – no hesitation.
3. Continue up the left side of the arena to the center marker. At the center marker, the horse should be on the right lead. Guide the horse to the center of the arena on the right lead and complete three circles to the right: the first two circles large and fast; the third circle small and slow. Change leads at the center of the arena.
4. Complete three circles to the left: the first two circles large and fast; the third circle small and slow. Change leads in the center of the arena.
5. Begin a large circle to the right but do not close this circle. Continue up the left side of the arena, circle the top of the arena, staying at least twenty feet from the walls or fence, run straight down the opposite or right side of the arena past the center marker and do a sliding stop. Back up at least ten feet (3m). Hesitate.
6. Complete four spins to the right. Hesitate.
7. Complete four spins to the left. Hesitate to demonstrate completion of the pattern.

Exhibitor may dismount and drop bridle to the designated judge.



©NRHA

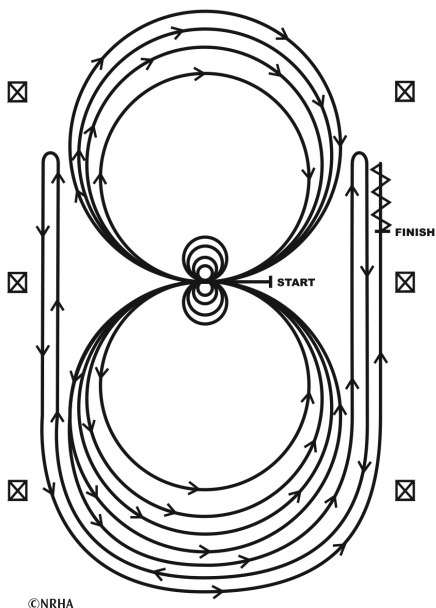
National Reining Horse Association Patterns are used with permission.  
© 2021 National Reining Horse Association.

Horses may walk or jog to the center of the arena. Horses must walk or stop prior to starting pattern. Beginning at the center of the arena facing the left wall or fence.

1. Beginning on the right lead, complete three circles to the right: the first two circles large and fast; the third circle small and slow. Stop at the center of the arena. Hesitate.
2. Complete four spins to the right. Hesitate.
3. Beginning on the left lead, complete three circles to the left: the first two circles large and fast; the third circle small and slow. Stop at the center of the arena. Hesitate.
4. Complete four spins to the left. Hesitate.
5. Beginning on the right lead, run a large fast circle to the right, change leads at the center of the arena, run a large fast circle to the left, and change leads at the center of the arena. (Figure 8)
6. Continue around previous circle to the right. At the top of the circle, run down the middle to the far end of the arena past the end marker and do a right rollback- no hesitation.
7. Run up the middle to the opposite end of the arena past the end marker and do a left rollback- no hesitation.
8. Run past the center marker and do a sliding stop. Back up to the center of the arena or at least ten feet (3m). Hesitate to demonstrate completion of the pattern.

Exhibitor may dismount and drop bridle to the designated judge.



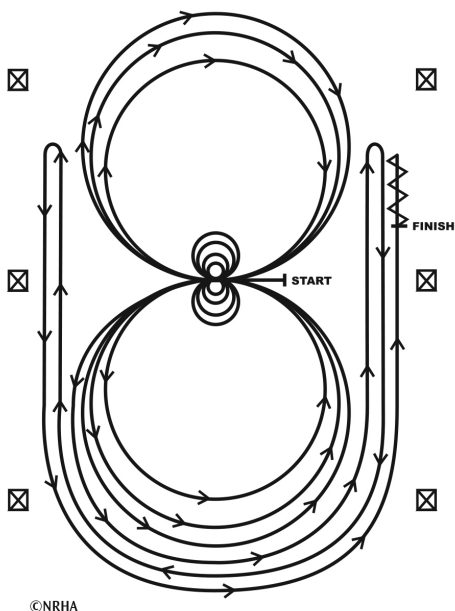


National Reining Horse Association Patterns are used with permission.  
© 2021 National Reining Horse Association.

Horses may walk or jog to the center of the arena. Horses must walk or stop prior to starting pattern. Beginning at the center of the arena facing the left wall or fence.

1. Beginning on the left lead, complete three circles to the left: the first two circles large and fast; the third circle small and slow. Stop at the center of the arena. Hesitate.
2. Complete four spins to the left. Hesitate.
3. Beginning on the right lead, complete three circles to the right: the first two circles large and fast; the third circle small and slow. Stop at the center of the arena. Hesitate.
4. Complete four spins to the right. Hesitate.
5. Beginning on the left lead, run a large fast circle to the left, change leads at the center of the arena, run a large fast circle to the right, and change leads at the center of the arena. (Figure 8)
6. Continue around previous circle to the left but do not close this circle. Run up the right side of the arena past the center marker and do a right rollback at least twenty feet (6.09m) from the wall or fence – no hesitation.
7. Continue around previous circle but do not close this circle. Run up the left side of the arena past the center marker and do a left rollback at least twenty feet (6.09m) from the wall or fence – no hesitation.
8. Continue back around previous circle but do not close this circle. Run up the right side of the arena past the center marker and do a sliding stop at least twenty feet (6.09m) from the wall or fence. Back up at least ten feet (3m). Hesitate to demonstrate completion of the pattern.

Exhibitor may dismount and drop bridle to the designated judge.

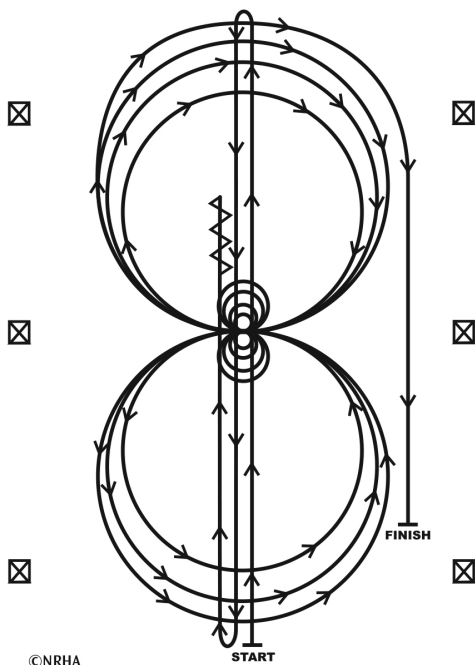


National Reining Horse Association Patterns are used with permission.  
© 2021 National Reining Horse Association.

Horses may walk or jog to the center of the arena. Horses must walk or stop prior to starting pattern. Beginning at the center of the arena facing the left wall or fence.

1. Complete four spins to the right. Hesitate.
2. Complete four spins to the left. Hesitate.
3. Beginning on the left lead, complete three circles to the left: the first two circles large and fast; the third circle small and slow. Change leads at the center of the arena.
4. Complete three circles to the right: the first two circles large and fast; the third circle small and slow. Change leads at the center of the arena.
5. Begin a large circle to the left but do not close this circle. Run up the right side of the arena past the center marker and do a right rollback at least twenty feet (6.09m) from the wall or fence – no hesitation.
6. Continue back around previous circle but do not close this circle. Run up the left side of the arena past the center marker and do a left rollback at least twenty feet (6.09m) from the wall or fence – no hesitation.
7. Continue back around previous circle but do not close this circle. Run up the right side of the arena past the center marker and do a sliding stop at least twenty feet (6.09m) from the wall or fence. Back up at least ten feet (3m). Hesitate to demonstrate the completion of the pattern.

Exhibitor may dismount and drop bridle to the designated judge.



©NRHA

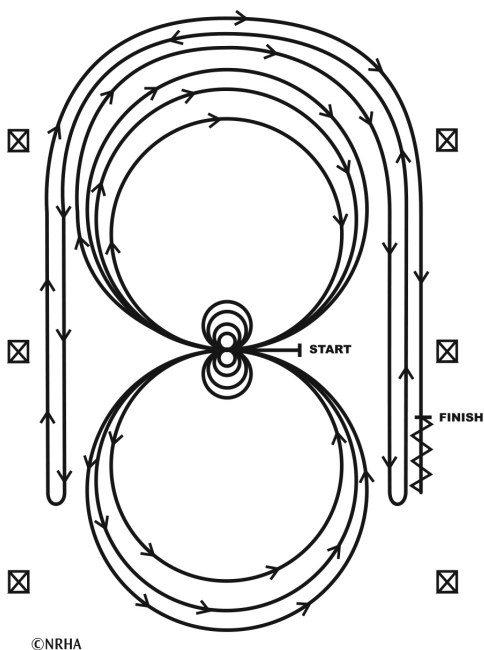
START

FINISH

National Reining Horse Association Patterns are used with permission.  
© 2021 National Reining Horse Association.

1. Run at speed to the far end of the arena past the end marker and do a left rollback – no hesitation.
2. Run to the opposite end of the arena past the end marker and do a right rollback – no hesitation.
3. Run past the center marker and do a sliding stop. Back up to the center of the arena at least ten feet (3m). Hesitate.
4. Complete four spins to the right. Hesitate.
5. Complete four and one-quarter spins to the left so that horse is facing left wall or fence. Hesitate.
6. Beginning on the right lead, complete three circles to the right: the first two circles large and fast; the third circle small and slow. Change leads at the center of the arena.
7. Complete three circles to the left: the first two circles large and fast; the third circle small and slow. Change leads at the center of the arena.
8. Begin a large circle to the right but do not close this circle. Run straight down the right side of the arena past the center marker and do a sliding stop at least twenty feet (6.09m) from the wall or fence. Hesitate to demonstrate completion of the pattern.

Exhibitor may dismount and drop bridle to the designated judge.

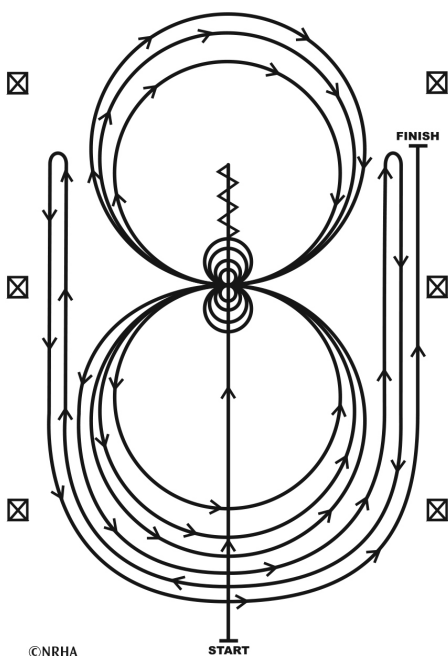


National Reining Horse Association Patterns are used with permission.  
© 2021 National Reining Horse Association.

Horses may walk or jog to the center of the arena. Horses must walk or stop prior to starting pattern. Beginning at the center of the arena facing the left wall or fence.

1. Complete four spins to the left. Hesitate.
2. Complete four spins to the right. Hesitate.
3. Beginning on the right lead, complete three circles to the right: the first circle large and fast; the second circle small and slow; the third circle large and fast. Change leads at the center of the arena.
4. Complete three circles to the left: the first circle large and fast; the second circle small and slow; the third circle large and fast. Change leads at the center of the arena.
5. Begin a large circle to the right but do not close this circle. Run straight down the right side of the arena past the center marker and do a left rollback at least twenty feet (6.09m) from the wall or fence – no hesitation.
6. Continue back around the previous circle but do not close this circle. Run down the left side of the arena past the center marker and do a right rollback at least twenty feet (6.09m) from the wall or fence – no hesitation.
7. Continue back around the previous circle but do not close this circle. Run down the right side of the arena past the center marker and do a sliding stop at least twenty feet (6.09m) from the wall or fence. Back up at least ten feet (3m). Hesitate to demonstrate completion of the pattern.

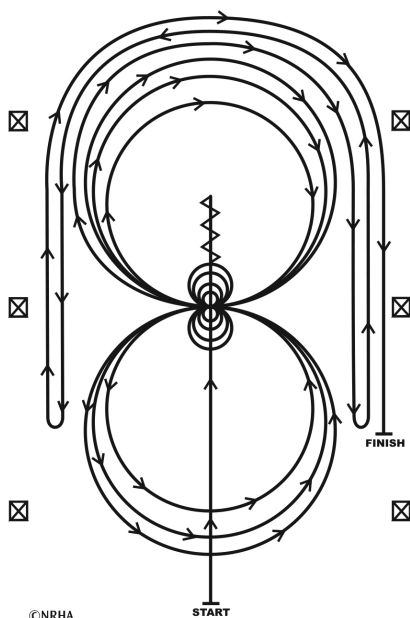
Exhibitor may dismount and drop bridle to the designated judge.



National Reining Horse Association Patterns are used with permission.  
© 2021 National Reining Horse Association.

1. Run past the center marker and do a sliding stop. Back up to the center of the arena or at least ten feet (3m). Hesitate.
2. Complete four spins to the right. Hesitate.
3. Complete four and one-quarter spins to the left so that horse is facing the left wall or fence. Hesitate.
4. Beginning on the left lead, complete three circles to the left: the first circle small and slow; the next two circles large and fast. Change leads at the center of the arena.
5. Complete three circles to the right: the first circle small and slow; the next two circles large and fast. Change leads at the center of the arena.
6. Begin a large circle to the left but do not close this circle. Run up the right side of the arena past the center marker and do a right rollback at least twenty feet (6.09m) from the wall or fence – no hesitation.
7. Continue back around the previous circle but do not close this circle. Run up the left side of the arena past the center marker and do a left rollback at least twenty feet (6.09m) from the wall or fence – no hesitation.
8. Continue back around previous circle but do not close this circle. Run up right side of the arena past the center marker and do a sliding stop at least twenty feet (6.09m) from the wall or fence. Hesitate to demonstrate completion of the pattern.

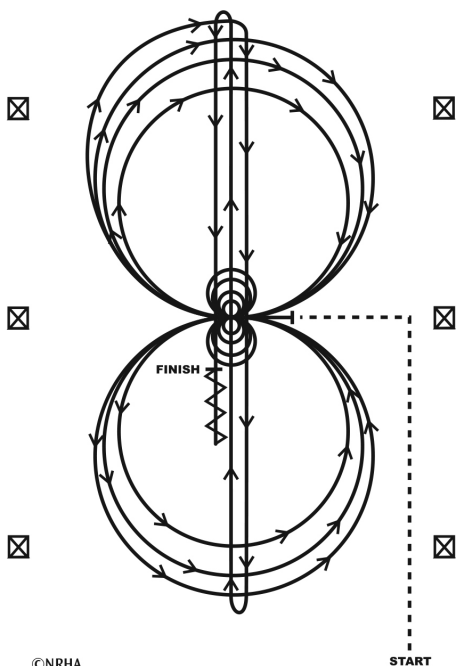
Exhibitor may dismount and drop bridle to the designated judge.



National Reining Horse Association Patterns are used with permission.  
© 2021 National Reining Horse Association.

1. Run past the center marker and do a sliding stop. Back up to the center of the arena or at least ten feet (3m). Hesitate.
2. Complete four spins to the right. Hesitate.
3. Complete four and one-quarter spins to the left so that the horse is facing the left wall or fence. Hesitate.
4. Beginning on the right lead, complete three circles to the right: the first two circles large and fast, the third circle small and slow. Change leads at the center of the arena.
5. Complete three circles to the left: the first circle small and slow, the next two circles large and fast. Change leads at the center of the arena.
6. Begin a large circle to the right but do not close this circle. Run down the right side of the arena past the center marker and do a left rollback at least twenty feet (6.09m) from the wall or fence – no hesitation.
7. Continue back around the previous circle but do not close this circle. Run down the left side of the arena past the center and do a right rollback at least twenty feet (6.09m) from the wall or fence – no hesitation.
8. Continue back around previous circle but do not close this circle. Run down the right side of the arena past the center marker and do a sliding stop at least twenty feet (6.09m) from the wall or fence. Hesitate to demonstrate completion of pattern.

Rider may dismount and drop bridle to the designated judge.



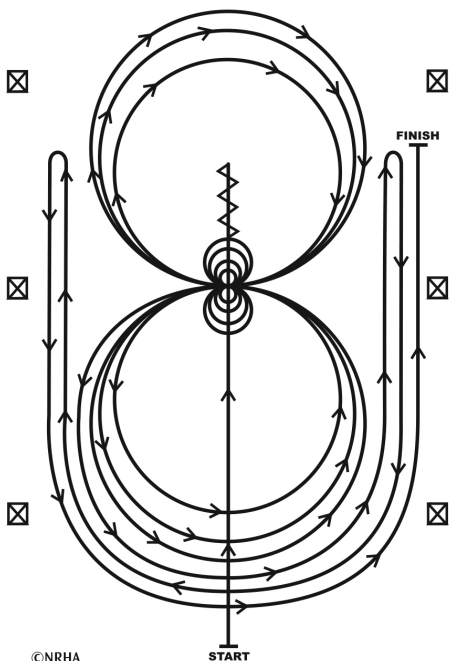
©NRHA

START

National Reining Horse Association Patterns are used with permission.  
© 2021 National Reining Horse Association.

Horses must jog to the center of the arena. Horses must walk or stop prior to starting the pattern. Beginning at the center of the arena facing the left wall or fence.

1. Complete four spins to the left. Hesitate.
2. Complete four spins to the right. Hesitate.
3. Beginning on the right lead complete three circles to the right; the first circle small and slow; the next two circles large and fast. Change leads at the center of the arena.
4. Complete three circles to the left; the first circle small and slow; the next two circles large and fast. Change leads at the center of the arena.
5. Begin a large circle to the right, but do not close this circle. Run down the center of the arena past the end marker and do a right rollback – no hesitation.
6. Run up the middle to the opposite end of the arena past the end marker and do a left rollback – no hesitation.
7. Run past the center marker and do a sliding stop. Back up to the center of the arena or at least ten feet (three meters). Hesitate to demonstrate completion of the pattern.

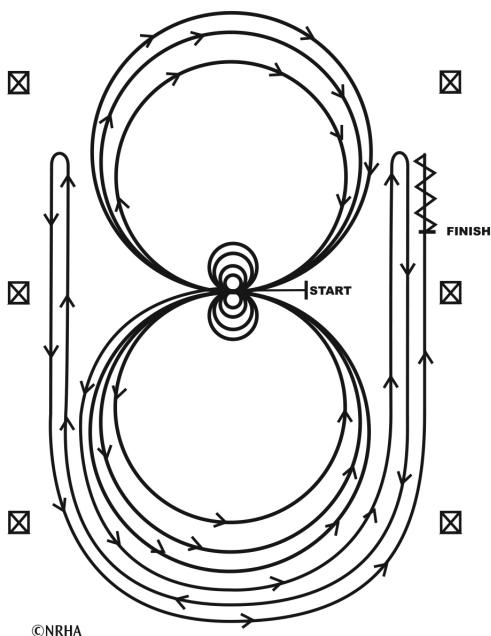


National Reining Horse Association Patterns are used with permission.  
© 2021 National Reining Horse Association.

1. Run past the center marker and do a sliding stop. Back up to the center of the arena or at least 10 feet (3 meters). Hesitate.
2. Complete four spins to the right. Hesitate.
3. Complete four and one-quarter spins to the left so that the horse is facing the left wall or fence. Hesitate.
4. Beginning on the left lead, complete three circles to the left: the first two circles large and fast; the third circle small and slow. Change leads at the center of the arena.
5. Complete three circles to the right: the first two circles large and fast; the third circle small and slow. Change leads at the center of the arena.
6. Begin a large circle to the left but do not close this circle. Run up the right side of the arena past the center marker and do a right rollback at least 20 feet (6 meters) from the wall or fence-no hesitation.
7. Continue back around previous circle but do not close this circle. Run up the left side of the arena and past the center marker and do a left rollback at least 20 feet (6 meters) from the wall or fence-no hesitation.
8. Continue back around previous circle but do not close this circle. Run up the right side of the arena past the center marker and do a sliding stop at least 20 feet (6 meters) from the wall or fence. Hesitate to demonstrate completion of pattern.

Rider may drop bridle to the designated judge.





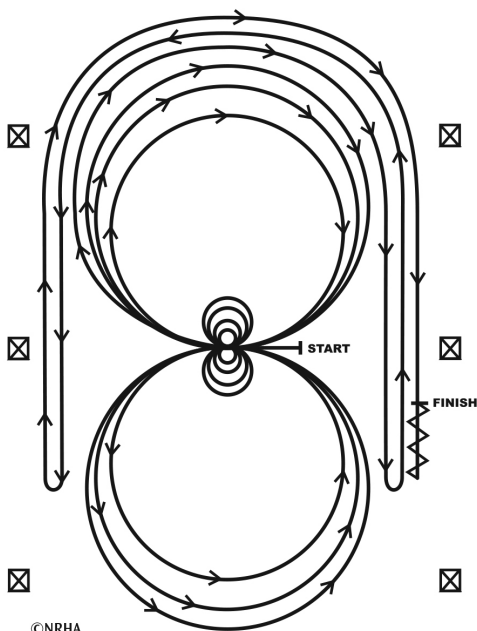
National Reining Horse Association Patterns are used with permission.  
© 2021 National Reining Horse Association.

Horses may walk or jog to the center of the arena. Horses must walk or stop prior to starting pattern. Beginning at the center of the arena facing the left wall or fence.

1. Beginning on the left lead, complete two circles to the left: the first circle large and fast; the second circle small and slow. Stop at the center of the arena. Hesitate.
2. Complete four spins to the left. Hesitate.
3. Beginning on the right lead, complete two circles to the right: the first being large and fast; the second circle small and slow. Stop at the center of the arena. Hesitate.
4. Complete four spins to the right. Hesitate.
5. Beginning on the left lead, run a large fast circle to the left, change leads at the center of the arena, run a large fast circle to the right, and change leads at the center of the arena.
6. Continue around previous circle to the left but do not close this circle. Run up the right side of the arena past the center marker and do a right rollback at least 20 feet (6 meters) from the wall or fence-no hesitation.
7. Continue around previous circle but do not close this circle. Run up the left side of the arena past the center marker and do a left rollback at least 20 feet (6 meters) from the wall or fence-no hesitation.
8. Continue back around previous circle but do not close this circle. Run up the right side of the arena past the center marker and do a sliding stop at least 20 feet (6 meters) from the wall or fence. Back up at least 10 feet (3 meters).

Hesitate to demonstrate completion of the pattern. Rider may drop bridle to the designated judge.

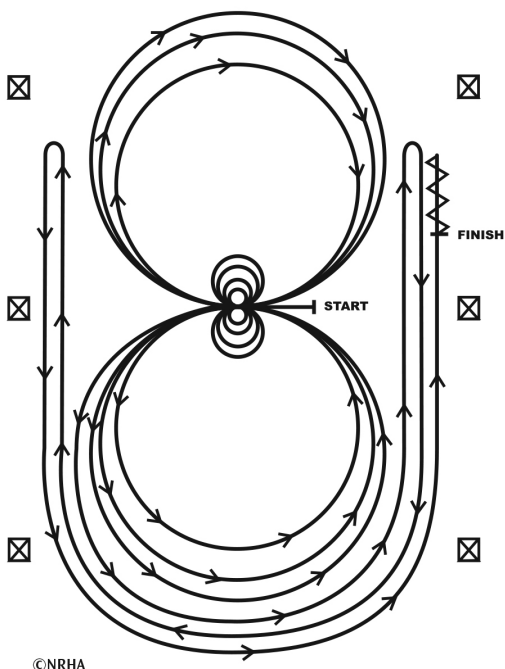
## Reining Pattern #14



National Reining Horse Association Patterns are used with permission.  
© 2021 National Reining Horse Association.

Horses may walk or jog to the center of arena. Horses must walk or stop prior to starting pattern. Beginning at the center of the arena facing the left wall or fence.

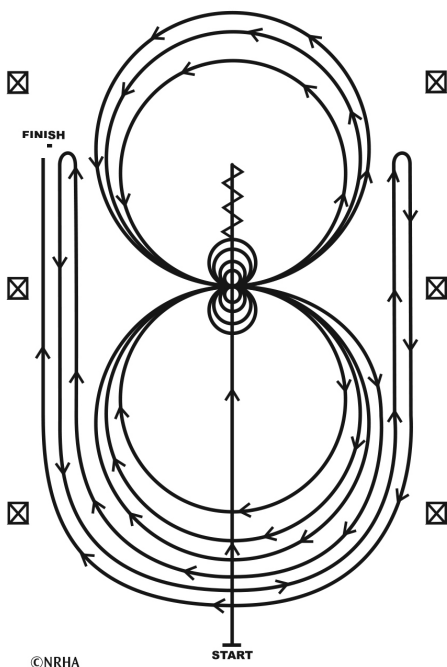
1. Complete four spins to the left. Hesitate.
2. Complete four spins to the right. Hesitate.
3. Beginning on the right lead, complete three circles to the right: the first two circles large and fast; the third circle small and slow. Change leads at the center of the arena.
4. Complete three circles to the left: the first two circles large and fast; the third circle small and slow. Change leads at the center of the arena.
5. Begin a large circle to the right but do not close this circle. Run up the right side of the arena past the center marker and do a left rollback at least twenty feet (six meters) from the wall or fence—no hesitation.
6. Continue back around previous circle but do not close this circle. Run up the left side of the arena past the center marker and do a right rollback at least twenty feet (six meters) from the wall or fence—no hesitation.
7. Continue back around previous circle but do not close this circle. Run up the right side of the arena past the center marker and do a sliding stop at least twenty feet (six meters) from the wall or fence. Back up at least ten feet (three meters). Hesitate to demonstrate the completion of the pattern.



National Reining Horse Association Patterns are used with permission.  
© 2021 National Reining Horse Association.

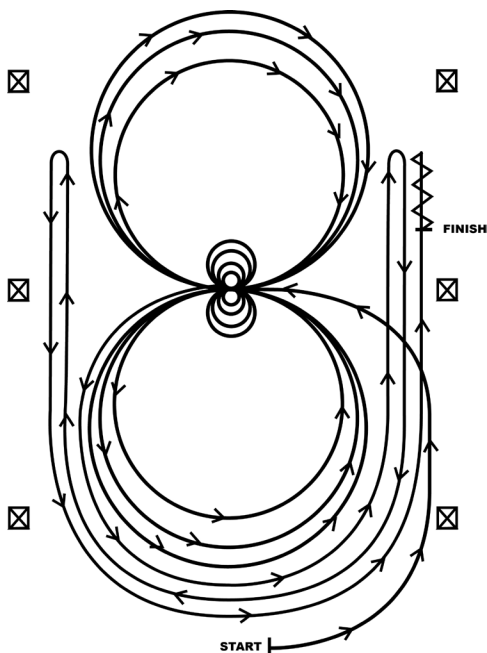
Horses may walk or jog to the center of arena. Horses must walk or stop prior to starting pattern. Beginning at the center of arena facing the left wall or fence.

1. Complete four spins to the right. Hesitate.
2. Complete four spins to the left. Hesitate.
3. Beginning on the left lead, complete three circles to the left: the first circle large and fast; the second circle small and slow; the third circle large and fast. Change leads at the center of the arena.
4. Complete three circles to the right: the first circle large and fast; the second circle small and slow; the third circle large and fast. Change leads at the center of the arena.
5. Begin a large circle to the left but do not close this circle. Run straight down the right side of the arena past the center marker and do a right rollback at least twenty feet (six meters) from the wall or fence—no hesitation.
6. Continue back around the previous circle but do not close this circle. Run down the left side of the arena past the center marker and do a left rollback at least twenty feet (six meters) from the wall or fence—no hesitation.
7. Continue back around the previous circle but do not close this circle. Run down the right side of the arena past the center marker and do a sliding stop at least twenty feet (six meters) from the wall or fence. Back up at least ten feet (three meters). Hesitate to demonstrate completion of the pattern.



National Reining Horse Association Patterns are used with permission.  
© 2021 National Reining Horse Association.

1. Run past the center marker and do a sliding stop. Back up to the center of the arena or at least 10 feet (3 meters). Hesitate.
2. Complete four spins to the left. Hesitate.
3. Complete four and one-quarter spins to the right so that the horse is facing the right wall or fence. Hesitate.
4. Beginning on the right lead, complete three circles to the right: the first two circles large and fast; the third circle small and slow. Change leads at the center of the arena.
5. Complete three circles to the left: the first two circles large and fast; the third circle small and slow. Change leads at the center for the arena.
6. Begin a large circle to the right but do not close this circle. Run up the left side of the arena past the center marker and do a left rollback at least 20 feet (6 meters) from the wall or fence-no hesitation.
7. Continue back around previous circle but do not close this circle. Run up the right side of the arena and past the center marker and do a right rollback at least 20 feet (6 meters) from the wall or fence-no hesitation.
8. Continue back around previous circle but do not close this circle. Run up the left side of the arena past the center marker and do a sliding stop at least 20 feet (6 meters) from the wall or fence. Hesitate to demonstrate completion of pattern.

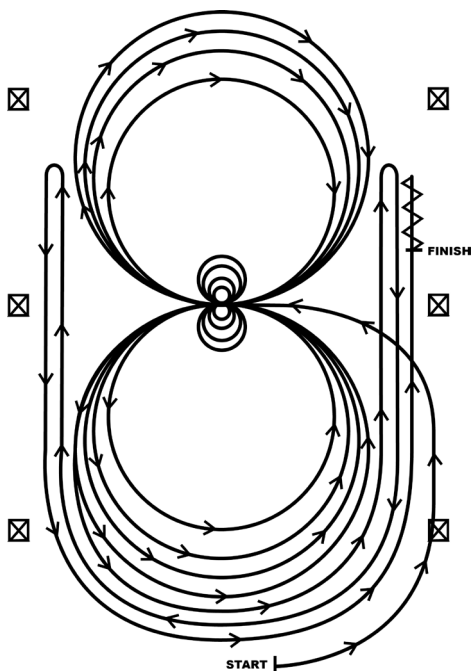


National Reining Horse Association Patterns are used with permission.  
© 2023 National Reining Horse Association.

***Begin on left lead the majority of the way (over ½ the distance) to the center of the arena to begin the pattern facing toward the left wall or fence, without stopping or breaking gait.***

1. Beginning on the left lead, complete two circles to the left: the first circle large and fast; the second circle small and slow. Stop at the center of the arena. Hesitate.
2. Complete four spins to the left. Hesitate.
3. Beginning on the right lead, complete two circles to the right: the first being large and fast; the second circle small and slow. Stop at the center of the arena. Hesitate.
4. Complete four spins to the right. Hesitate.
5. Beginning on the left lead, run a large fast circle to the left, change leads at the center of the arena, run a large fast circle to the right, and change leads at the center of the arena.
6. Continue around previous circle to the left but do not close this circle. Run up the right side of the arena past the center marker and do a right rollback at least 20 feet (6 meters) from the wall or fence—no hesitation.
7. Continue around previous circle but do not close this circle. Run up the left side of the arena past the center marker and do a left rollback at least 20 feet (6 meters) from the wall or fence—no hesitation.
8. Continue back around previous circle but do not close this circle. Run up the right side of the arena past the center marker and do a sliding stop at least 20 feet (6 meters) from the wall or fence. Back up at least 10 feet (3 meters).

Hesitate to demonstrate completion of the pattern. Rider may drop bridle to the designated judge.



National Reining Horse Association Patterns are used with permission.  
© 2023 National Reining Horse Association.

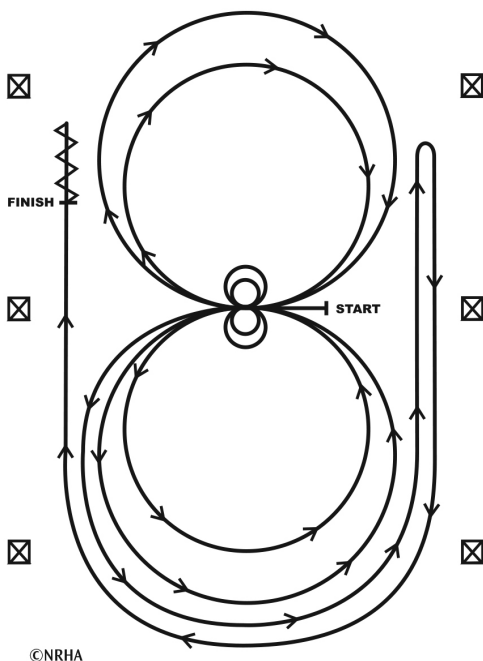
Begin on left lead. Continue to the center of the arena to begin the pattern facing toward the left wall or fence, without stopping or breaking gait.

1. Beginning on the left lead, complete three circles to the left: the first two circles large and fast; the third circle small and slow. Stop at the center of the arena. Hesitate.
2. Complete four spins to the left. Hesitate.
3. Beginning on the right lead, complete three circles to the right: the first two circles large and fast; the third circle small and slow. Stop at the center of the arena. Hesitate.
4. Complete four spins to the right. Hesitate.
5. Beginning on the left lead, run a large fast circle to the left, change leads at the center of the arena, run a large fast circle to the right, and change leads at the center of the arena. (Figure 8)
6. Continue around previous circle to the left but do not close this circle. Run up the right side of the arena past the center marker and do a right rollback at least twenty feet (6.09m) from the wall or fence – no hesitation.
7. Continue around previous circle but do not close this circle. Run up the left side of the arena past the center marker and do a left rollback at least twenty feet (6.09m) from the wall or fence – no hesitation.
8. Continue back around previous circle but do not close this circle. Run up the right side of the arena past the center marker and do a sliding stop at least twenty feet (6.09m) from the wall or fence. Back up at least ten feet (3m). Hesitate to demonstrate completion of the pattern.

Exhibitor may dismount and drop bridle to the designated judge.

## Reining Pattern A

(To be used for Novice Youth/Novice Amateur, and Green Reining Only)



National Reining Horse Association Patterns are used with permission.  
© 2021 National Reining Horse Association.

Horses may walk or jog to the center of the arena. Horses must walk or stop prior to starting the pattern. Beginning at the center of the arena facing the left wall or fence.

1. Beginning on the left lead, complete two circles to the left. Stop at the center of the arena. Hesitate.
2. Complete two spins to the left. Hesitate.
3. Beginning on the right lead complete two circles to the right. Stop at the center of the arena. Hesitate.
4. Complete two spins to the right. Hesitate.
5. Beginning on the left lead, go around the end of the arena, run down the right side of the arena past center marker, stop and roll back right.
6. Continue around the end of the arena to run down the left side of the arena past the center marker. Stop. Back up. Hesitate to demonstrate completion of the pattern.

(To be used for Novice Youth/Novice Amateur, and Green Reining Only)



© 2021 National Reining Horse Association.

- pattern.

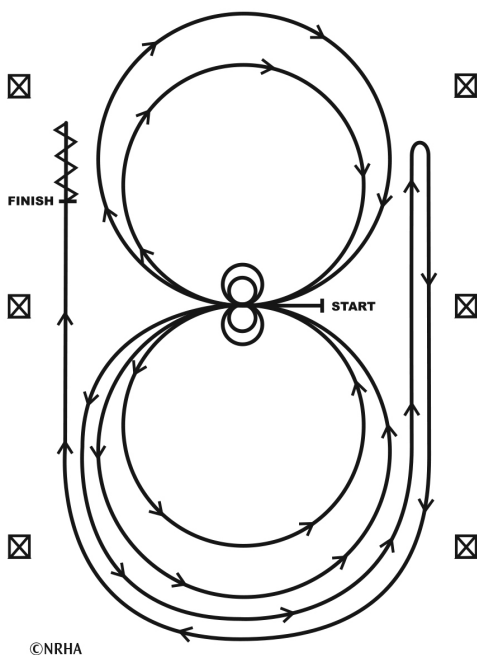


### **SC-261. Green Reining**

- A. The purpose of Green Reining is to allow a horse to compete on an entry-level field with horses of the same level of experience. The Green Reining is a stepping stone to the more advanced level of competition with seasoned horses. This class should be judged according to the purpose of its intent.
- B. Horses, regardless of their age, may be ridden with one hand and a standard Western bit as approved by APHA equipment rules or with two hands and a snaffle bit or bosal as described under APHA equipment rules.
- C. With the exception of eligibility and equipment requirements, the same rules apply in Green Reining as apply in Reining.
- D. Horses eligible to compete:
  - 1. Horses in their first year of showing in Reining or that have shown during previous years in **APHA, PtHA or any other national or international breed or discipline association** in any Reining classes, but have not won more than 25 points (10 points in Zones 12,13,14), or a World or Reserve World Championship as of January 1 of the current show year. Points from all divisions (excluding Walk-Trot) will count and are cumulative in determining eligibility. In addition, as of January 1 of the current show year, horses may not have won more than \$2,500 in lifetime earnings under saddle in any Reining class at any event in which the earnings are verifiable. Accuracy of eligibility is the responsibility of the owner and exhibitor and is subject to verification.
  - 2. Year Long Eligibility. If a horse is considered eligible on January 1, it may continue to be shown in this class for the calendar year, regardless of points earned.
- E. Horses showing in this event may also enter their respective Reining class at the same show. Green Reining does not count for show all-around or high-point awards.
- F. Points earned in this class will count toward APHA Register of Merit, Superior Event and Honor Roll awards only. Points in this class will not count toward any other APHA awards including Breeders' Trust payouts. (World Show points do not count toward year-end awards.)

## Reining Pattern A

(To be used for Novice Youth/Novice Amateur, and Green Reining Only)



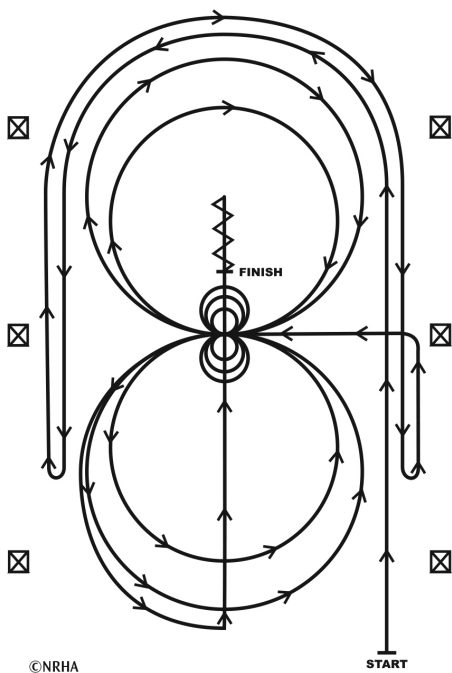
National Reining Horse Association Patterns are used with permission.  
© 2021 National Reining Horse Association.

Horses may walk or jog to the center of the arena. Horses must walk or stop prior to starting the pattern. Beginning at the center of the arena facing the left wall or fence.

1. Beginning on the left lead, complete two circles to the left. Stop at the center of the arena. Hesitate.
2. Complete two spins to the left. Hesitate.
3. Beginning on the right lead complete two circles to the right. Stop at the center of the arena. Hesitate.
4. Complete two spins to the right. Hesitate.
5. Beginning on the left lead, go around the end of the arena, run down the right side of the arena past center marker, stop and roll back right.
6. Continue around the end of the arena to run down the left side of the arena past the center marker. Stop. Back up. Hesitate to demonstrate completion of the pattern.

## Reining Pattern B

(To be used for Novice Youth/Novice Amateur, and Green Reining Only)



National Reining Horse Association Patterns are used with permission.  
© 2021 National Reining Horse Association.

1. Beginning, lope straight up the right side of the arena, circle the top of the arena run straight down the opposite or left side of the arena past the center marker and do a right rollback – no hesitation.
2. Continue straight up the left side of the arena circle back around the top of the arena run straight down the right side of the arena past the center marker and do a left rollback – no hesitation.
3. Continue up the right side of the arena to the center marker, at the center marker the horse should be on the left lead and complete two circles to the left, one large fast and one small slow. Stop at center.
4. Complete three spins to the left. Hesitate.
5. Complete two circles to the right, one large fast and one small slow. Stop at center.
6. Complete three spins to the right. Hesitate.
7. Begin a large circle to the left, do not close the circle. Continue up the center of the arena past the center marker and do a sliding stop.
8. Back up at least ten feet. Hesitate to demonstrate the completion of the pattern.

## SC-265. Working Cow Horse

The Working Cow Horse class is based on the traditional Vaquero training techniques used to develop the most highly schooled of all cow horses, the bridle horse. The training begins in a snaffle bit, progresses to a hackamore and then the two-rein on the way to the bridle. This method of training, which takes years rather than months, is geared to helping a horse reach his maximum level of performance, from the working ranch to the competitive arena. Both the cow work portion of this event and the reined work portion are mandatory. Scoring emphasis on the cow work portion shall be based on the horse maintaining control of the cow at all times, exhibiting superior cow sense and natural cow working ability without excessive reining or spurring. The greater the difficulty of the run, the more credit should be given. The difficulty may be due to the extreme speed or stubbornness of the cow, or the cow's reluctance to move down the fence when sufficiently driven by the exhibitor. The most controlled cow work with the highest degree of difficulty should be marked the highest. Failure of an exhibitor to attempt to complete the cow work portion of the class, as well as the reined work, will result in the exhibitor not being considered an entry in the class. A horse that attempts to complete the cow work and has not been disqualified will be scored accordingly at the judge's discretion. A horse going off pattern in the reined work will receive a score of zero. A horse that attempts both the reined work and the cow work portion may be placed, even if disqualified in one portion of the class. (Example: If a horse is disqualified and receives a 0 score for the reined work, but scores a 70 for the cow work, its total score would be a 70 and the horse would be eligible for placing.) However, the fall of a horse and exhibitor being judged shall be cause for disqualification and not eligible to be placed.

- A. The approved pattern will be used and each exhibitor will cause his horse to travel at the gait indicated for each part of the pattern. When judging reined work, the judge should refer to the reining portion of the handbook for guidelines with the addition of a one point penalty for scotching or anticipating a stop and for slipping a rein; a two point penalty for failure to stop before executing a lope departure on trot in patterns. Judges should not apply a five point penalty for holding the saddle horn with either hand, or for use of either hand to instill fear or praise.
- B. In approved working cow horse classes, any of the twelve approved APHA working cow horse patterns may be used. One of the twelve is to be selected by the judge of the class and used by all exhibitors in the class. All trot in patterns may be modified to lope in patterns. When selecting a lope-in pattern, judges should take into consideration the direction of the exhibitor's approach to the arena center so the horse can be on the correct lead from the gate to the start of the patterns. Exhibitor will walk through the gate and, without trotting, pick up the correct lead and continue loping to the center of arena. At the center, without stopping or breaking gait, begin pattern. When using a lope to the center pattern, judging of the pattern will begin at the center of arena. Penalties occurring while loping to the center of arena to begin pattern will be assessed.
- C. The required pattern for the cow work is boxing, fence turns and circles, in that order. For an ideal cow work, each exhibitor, upon receiving a cow in the arena, shall hold the cow on the prescribed end of the arena for sufficient time to demonstrate the ability of the horse to contain the cow on that end. After a reasonable amount of time, the exhibitor shall take the cow down the fence, making at least one turn each way on the fence. The exhibitor shall then take the cow to an open part of the arena and circle it at least once in each direction. It is the judge's responsibility to control the pen and treatment of all cattle.

- D. The judge should take into consideration the size of the arena, condition of ground and the disposition and degree of difficulty exhibited by the cattle worked.
- E. At the discretion of the judge, cow work may be done immediately following each individual's pattern work or immediately after completion of pattern work by all horses being exhibited.
- F. The judge may blow his/her whistle at any time during the work. One whistle to terminate the work, two whistles to award a new cow. If the judge awards a new cow, the exhibitor has the option to refuse the new cow by continuing to work. If the exhibitor intends to accept the new cow, he or she must pull up immediately. If at any time a judge feels that the exhibitor is out of control endangering themselves and/or their horse, the judge may terminate the work and a score of 0 will be given. In the case of an emergency (such as a person falling into the arena or part of the arena falling apart) the judge may blow two whistles for a second time. At this point, the exhibitor has no option to continue and must receive a new cow. Exhibitor must pull up immediately or a score of 0 will be given. Judging ends when the whistle blows. A score of 0 will be given if the work is not complete at that point.
- G. If time and number of cattle permit, the judge may, at his discretion, award new cattle, to enable the exhibitor to show his horse's ability on the cow, based on the following criteria:
1. The cow won't or can't run;
  2. The cow won't leave the end of the arena;
  3. The cow is blind or won't yield to the horse;
  4. The cow leaves the arena.
- H. SCORING. Scoring will be on the basis of 60-80, with 70 denoting an average performance. The same basis of scoring shall apply to both the reined work and cow work. In the event of a tie, the entry with the highest cow work will be declared the winner.

Penalties should be assessed, per occurrence, as follows for fence work:

1. One (1) point penalties:
  - A- Loss of working advantage
  - C- Using the corner or the end of the arena to turn the cow (In an oval arena, when the cow's head breaks the plane of the end marker)
  - E- Changing sides of arena to turn cow (1 point each time)
  - L- For each length horse runs past cow (A length by is 1 horse length of daylight between the cow's head and the top of the horse's tail)
  - P- Working out of position
  - S- Slipping a rein
  - T- Failure to drive cow past middle marker on first run down the fence
  - W- Excessive whipping, spurring, or hollering
2. Two (2) point penalties:
  - A- Going around the corner of the arena before turning the cow (When the cow's head breaks the plane of the 2 point penalty marker)
  - B- When working an animal in the open field (at least 20' from the side of arena) and the animal gets within 3 feet from the end fence before being turned. This applies when going from one end of the arena to the other.
  - C- This penalty applies only in a two turn run in which the second turn is an attempted open field turn where the horse never achieves a stopping position between the 2nd turn and the first circle. In this situation, it is not possible to tell where the second turn ends and the first circle begins.
3. Three (3) point penalties:

D- Dangerous position.

E- Exhausting or overworking the cow before circling

H- Hanging up on the fence (refusing to turn) Definition of Hang-up:

When attempting to turn a cow on the fence a horse is considered to be hung up when the animal being worked exits the turn and the horse momentarily refuses the exhibitor's command and freezes up (stops lateral movement of the shoulders). Also considered a hang-up is when a horse is put in a position where it is physically impossible to complete the turn and the lateral movement of his shoulders is stopped.

K- Knocking down the cow without having a working advantage

4. Five (5) point penalties:

A- Not getting one turn each way (5 points each way)

B- Spurring or hitting in front of cinch at any time

C- Blatant disobedience, defined as kicking, biting, bucking, rearing, striking, or obviously insubordinate

5. -0- score:

A- Turn tail

B- Using 2 hands on the reins in a bridle or two rein class

C- Fingers between the reins in a bridle class, except the two rein class

D- Balking

E- Out of control (Any horse that is out of control while working the cow, thus endangering the exhibitor, i.e. crossing the path of the cow, shall be called off the cow)

F- Blood. Disqualification for abuse is at the discretion of the judge. A horse that has a cut, abrasion or injury showing clear evidence of fresh blood on (including but not limited to) the mouth, nose, chin, shoulder, barrel, flank or hip area shall be inspected by the judge for consideration of how the injury occurred and may be considered abuse. A judge's decision is not protestable.

G- Illegal equipment

H- Leaving the work area before the pattern or work is complete

I- Fall of horse or exhibitor

J- Schooling of the horse between the rein and cow work when the cow work immediately follows rein work

K- Schooling of the horse between cows, if a new cow is awarded (Schooling is defined as gaining an advantage by excessive pulling, turning, stopping or backing)

L- If an exhibitor hits or kicks the animal being worked, with the romal or reins, in an abusive manner

M- Failure to pull up immediately after a new cow has been awarded

N- Improper western attire

O- Failure to work in the proper working order.

6. N- E. Failure of an exhibitor to attempt to complete the pattern

7. No Score

A- Lameness of the horse

B- Abuse

NOTE: A judge may blow his/her whistle at any time to terminate the work. A score of zero will be given if the work is not complete at that time.

I. The characteristics of the horse considered faults include:

1. Exaggerated opening of mouth

2. Hard or heavy mouth

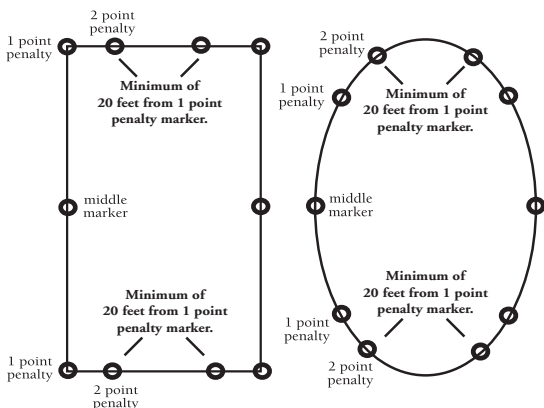
3. Nervous throwing of head

4. Lugging on bridle

5. Halting or hesitation while being shown, particularly when being run out, indicating anticipation of being set up

6. Losing a cow or being unable to finish a pattern because of a bad cow, the exhibitor should be penalized at the judge's discretion

- J. The characteristics of a good working cow horse include:
1. Good manners
  2. Shifty, smooth and having its feet under it at all times; when stopping, hind feet should be well under it
  3. A soft mouth and should respond to a light rein, especially when turning
  4. Head should be maintained in its natural position
  5. Work at reasonable speed and still be under control of the exhibitor
- K. Markers are mandatory for all patterns. Markers will be placed on the wall or fence or both sides of the arena to the approval of the judges with the following as a guideline:
1. At the center of the arena.
  2. The 1 point penalty marker for cow work shall be placed at each corner of the arena.
  3. The 2 point penalty marker for cow work shall be placed a minimum of 20 feet past the 1 point penalty marker.
  4. End marker for rein work shall be placed at the judge's discretion.

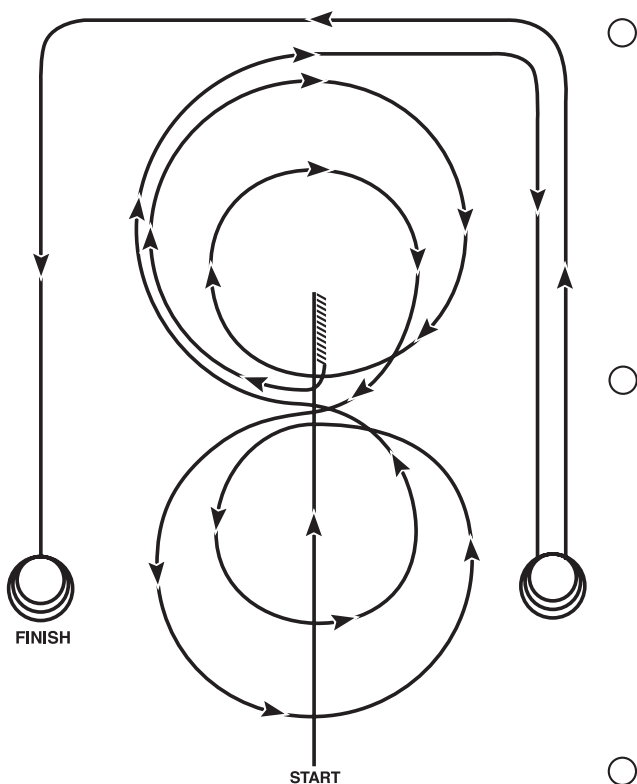


- L. A show may have up to three approved working cow horse classes. No horse may be entered in both junior bit and hackamore/snaffle bit working cow horse classes at the same show;
1. If three working cow horse classes are held at a show they shall be the following:
    - a. Senior working cow horse shown with bit
    - b. Junior working cow horse shown with bit
    - c. Hackamore/snaffle bit working cow horse (5-year-olds and younger, shown with a hackamore or snaffle bit)
    - d. The use of 'two rein equipment' is allowed as recognized by our NRCHA alliance in APHA working cow horse. The purpose of the two rein option is the transition between the hackamore and bridle and can be used on any aged horse in the amateur, junior, senior or all age working cow horse class or amateur boxing for one year only. These horses can be shown only one year in this class. A horse may be shown in the two rein equipment for one year only regardless of the class in which it is shown in. The bit and bosal combination must be approved in accordance with NRCHA rules, below. Only one hand may be used on the reins and hands must not be changed. Any number of fingers between reins will be permitted. Horses 5 years of age and under as of January 1 of current show year, may be shown in either a snaffle bit or hackamore.

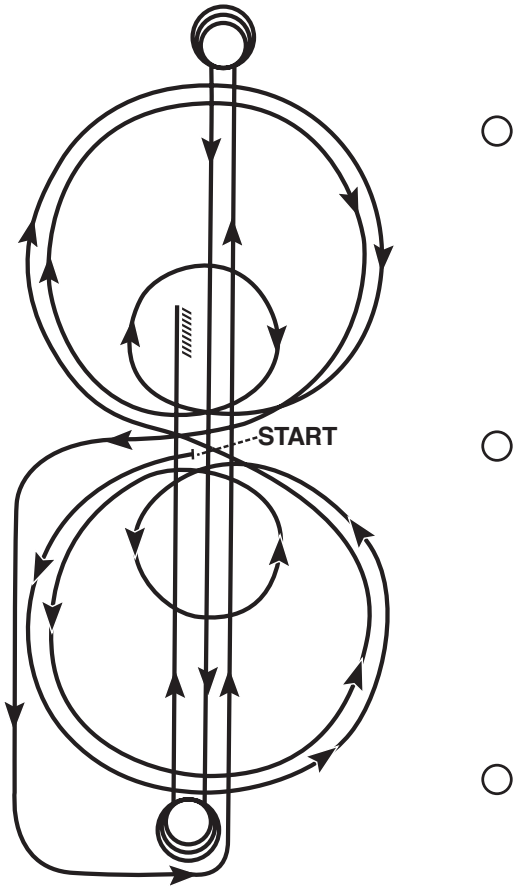
2. If two working cow horse classes are to be held at a show, they shall be the following:
  - a. Senior working cow horse shown with bit
  - b. Junior working cow horse shown with either a bit, hackamore or snaffle bit at the discretion of the exhibitor
3. If only one working cow horse class is to be held at a show, it shall be working cow horse- all ages- horses 6 years old and older must be shown in bit while horses 5 years old and younger may be shown in either bit, hackamore or snaffle bit at the discretion of the exhibitor.

**Patterns on the following page.**





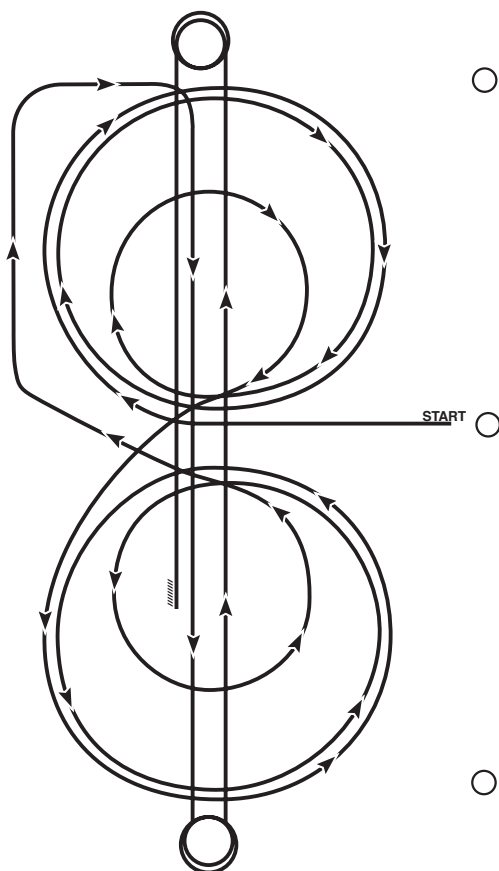
1. Start at end of arena. Run down middle past center marker to a sliding stop.
2. Back up 10 to 15 feet to center.  $\frac{1}{4}$  turn left.
3. Pickup right lead, large fast circle, small slow circle.
4. Change leads to left, large fast circle, small slow circle.
5. Change leads to right, do not close this circle.
6. Run around end of arena and down the side (approximately 20 feet from fence) past center marker and come to a sliding stop.
7. Complete  $3\frac{1}{2}$  spins to the right.
8. Continue back down side and end of arena to other side (approximately 20 feet from fence) go past center marker and come to a sliding stop.
9. Complete  $3\frac{1}{2}$  spins to the left.
10. Hesitate to complete pattern.



Trot to center of arena, stop. Start pattern facing towards judge.

1. Beginning on the left lead, complete 3 circles to the left, the first one large and fast, the second small and slow, and the third large and fast. Change leads at the center of the arena.
2. Complete 3 circles to the right, the first one large and fast, the second small and slow, and the third large and fast. Change leads at the center of the arena.
3. Do not stop, continue on to run downs.
4. Run to far end past the marker to a sliding stop. Hesitate.
5. Complete 3½ spins to the left. Hesitate.
6. Run to far end past the marker to a sliding stop. Hesitate.
7. Complete 3½ spins to the right. Hesitate.
8. Run past the center marker to a sliding stop. Hesitate.
9. Back 10 to 15 feet in a straight line. Hesitate to complete pattern.

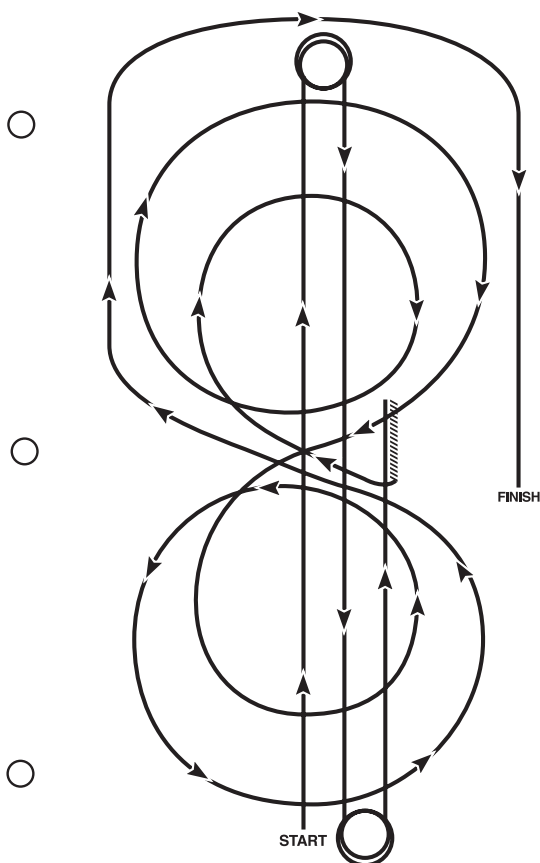
This pattern may be used as a lope-in pattern; see SC-265.B.



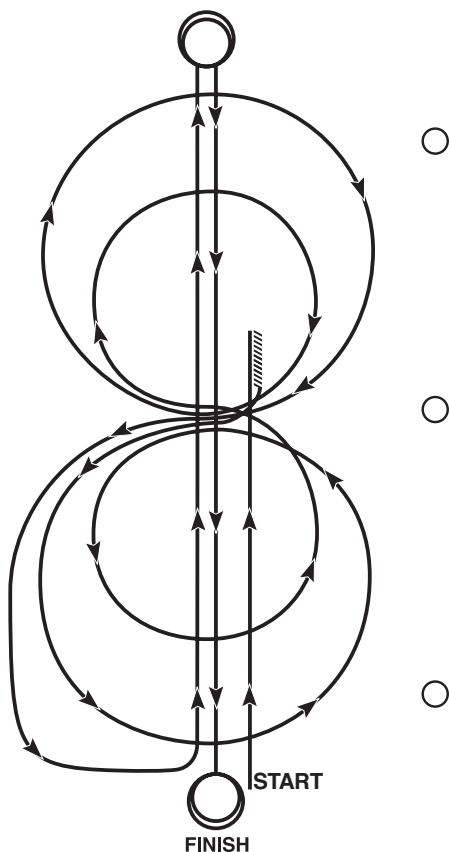
Trot to center of arena, stop. Start pattern facing towards judge.

1. Beginning on the right lead, complete 3 circles to the right, 2 large fast circles followed by 1 small slow circle. Change to the left lead.
2. Complete 3 circles to the left, 2 large fast circles followed by 1 small slow circle. Change to the right lead.
3. Continue loping around the end of arena without breaking gait.
4. Run up center of arena to far end past the end marker and come to a sliding stop.
5. Complete  $3\frac{1}{2}$  spins to the right.
6. Run up center of arena past the end marker, come to a sliding stop.
7. Complete  $3\frac{1}{2}$  spins to the left.
8. Run back to middle of the arena, past the center marker and come to a sliding stop.
9. Back 10 to 15 feet in a straight line.
10. Hesitate to complete pattern.

This pattern may be used as a lope-in pattern; see SC-265.B.



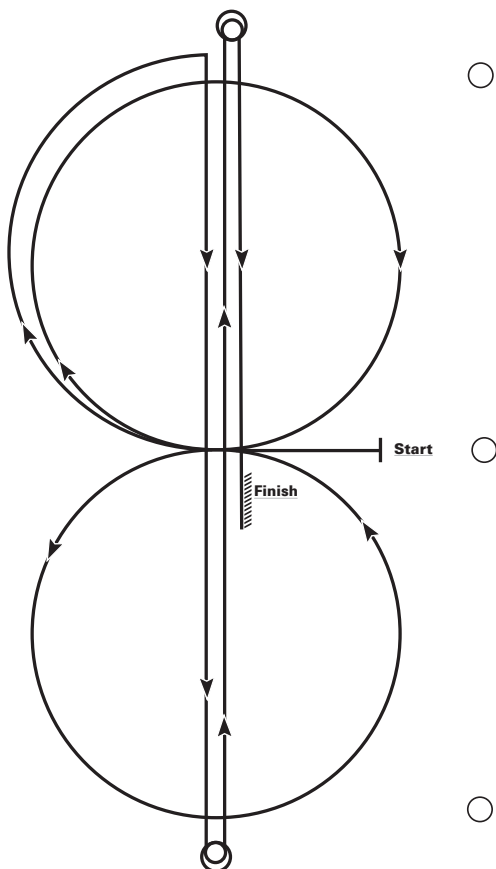
1. Start at end of arena.
2. Run up center of arena past the end marker and come to a sliding stop. Complete  $3\frac{1}{2}$  spins to the left.
3. Run to other end of arena past the end marker and stop. Complete  $3\frac{1}{2}$  spins to the right.
4. Run past the center marker and stop.
5. Back 10 to 15 feet in a straight line.
6. Complete  $\frac{1}{4}$  turn to the left, hesitate. Beginning on the right lead, complete 2 circles to the right, the first one small and slow, and the second large and fast. Change leads to the left at the center of the arena.
7. Complete one small slow circle and one large fast circle. Change leads to the right.
8. Run around the end of arena to the other side, past center marker, at least 20 feet from fence and come to a sliding stop.
9. Hesitate to complete pattern.



This pattern works best when the exhibitor and cattle enter from the same end of arena.

1. Start at end of arena. Run past center marker, stop, back at least 10 feet.
2.  $\frac{1}{4}$  turn to left. Complete 2 circles to left. The first circle large and fast, the second circle small and slow. Change leads at the center of the arena.
3. Complete 2 circles to the right. The first circle small and slow, the second circle large and fast. Change leads at the center of the arena.
4. Continue around end of arena without breaking gait or changing leads, run down center of arena past end marker, execute a square sliding stop.
5. Complete  $3\frac{1}{2}$  spins to the right.
6. Rundown center of arena past end marker, execute a square sliding stop.
7. Complete  $3\frac{1}{2}$  spins to the left. Hesitate to complete pattern.

## Working Cow Horse Pattern #6

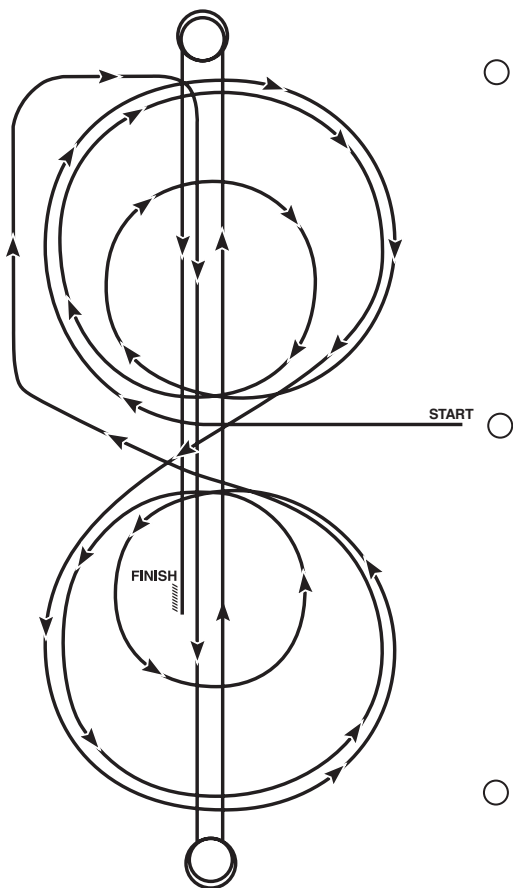


Trot to center of arena, stop. Start pattern facing towards judge.

1. Beginning on the right lead lope one circle to the right. Change leads to the left.
2. Complete one circle to the left. Change leads to the right and go to the top of the arena.
3. Run down center of arena past the end marker and come to a sliding stop.
4. Complete  $2\frac{1}{2}$  spins to the right.
5. Run to the other end of the arena, past the end marker and come to a sliding stop.
6. Complete  $2\frac{1}{2}$  spins to the left.
7. Run past the center marker, stop, back at least 10 feet.
8. Hesitate to complete pattern.

This pattern may be used as a lope-in pattern; see SC-265.B.

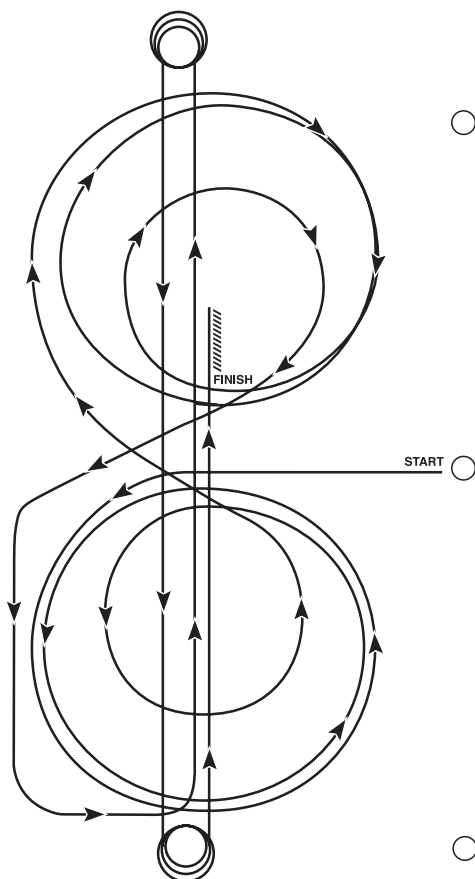
## Working Cow Horse Pattern #7



Trot to center of arena, stop. Start pattern facing towards judge.

1. Beginning on the right lead, complete 3 circles to the right, the first one large and fast, the second small and slow, and the third large and fast. Change leads at the center of the arena.
2. Complete 3 circles to the left, the first one large and fast, the second small and slow, and the third large and fast. Change leads to the right at the center of the arena.
3. Continue loping around end of arena without breaking gait or changing leads.
4. Run down center of arena, past end marker and come to a sliding stop. Hesitate.
5. Complete  $3\frac{1}{2}$  spins to the right.
6. Run down center of arena past end marker come to sliding stop. Hesitate.
7. Complete  $3\frac{1}{2}$  spins to the left.
8. Run past center marker come to sliding stop.
9. Back up at least 10 feet.
10. Hesitate to complete pattern.

This pattern may be used as a lope-in pattern; see SC-265.B.



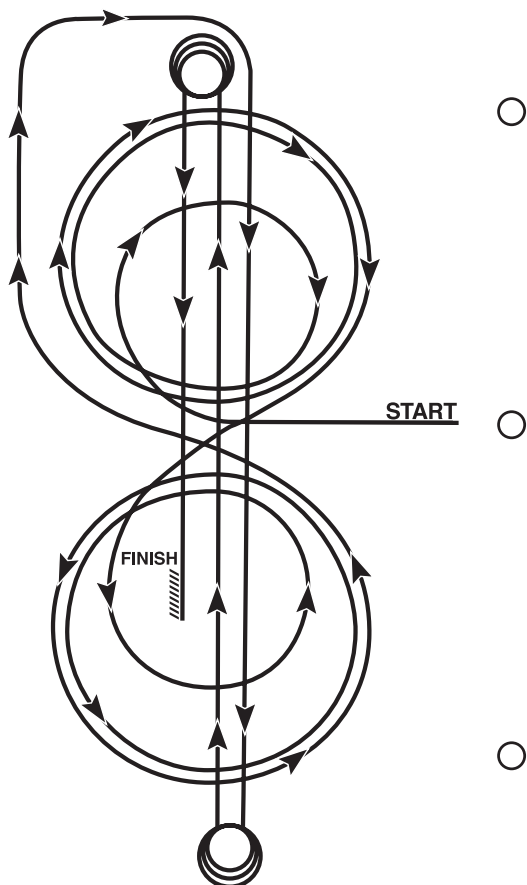
Trot to center of arena, stop. Start pattern facing towards judge.

1. Beginning on the left lead, complete 3 circles to the left, 2 large and fast, then 1 small and slow. Change leads at the center of the arena.
2. Complete 3 circles to the right, 2 large and fast, then 1 small slow. Change leads at the center of the arena.
3. Continue around end of arena without breaking gait or changing leads, run down center of arena past end marker come to square sliding stop.
4. Complete 3½ spins to the left.
5. Run down center of arena past end marker come to square sliding stop.
6. Complete 3½ spins to the right.
7. Run down center of arena past center marker come to square sliding stop.
8. Back up at least 10 feet.
9. Hesitate to complete pattern.

This pattern may be used as a lope-in pattern; see SC-265.B.



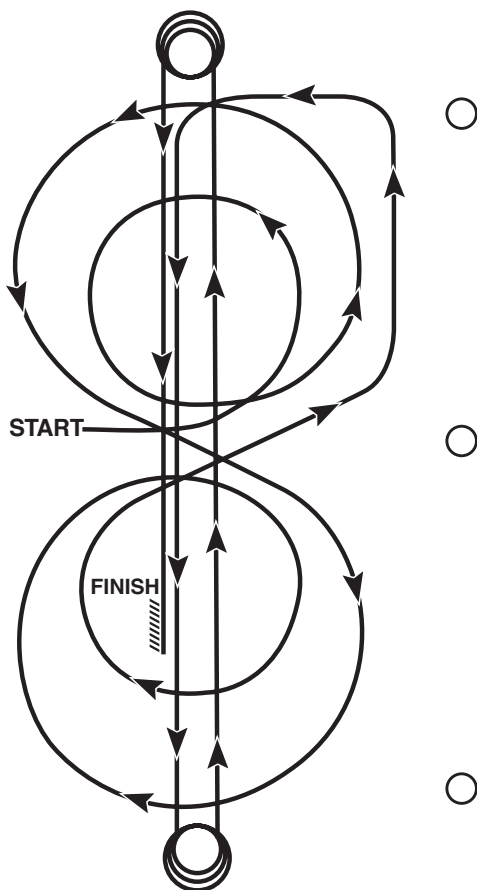
## Working Cow Horse Pattern #9



Trot to center of arena, stop. Start pattern facing towards judge.

1. Beginning on the right lead, complete 3 circles to the right; the first circle small and slow followed by 2 large fast circles. Change leads at the center of the arena.
2. Complete 3 circles to the left, the first circle small and slow followed by 2 large fast circles. Change leads at the center of the arena.
3. Continue around end of arena without breaking gait or changing leads, run down center of arena past end marker, and execute a square sliding stop.
4. Complete 3½ spins to the left.
5. Run down center of arena past end marker, and execute a square sliding stop.
6. Complete 3½ spins to the right.
7. Run down center of arena past center marker, and execute a square sliding stop.
8. Back up at least 10 feet.
9. Hesitate to complete pattern.

This pattern may be used as a lope-in pattern; see SC-265.B.

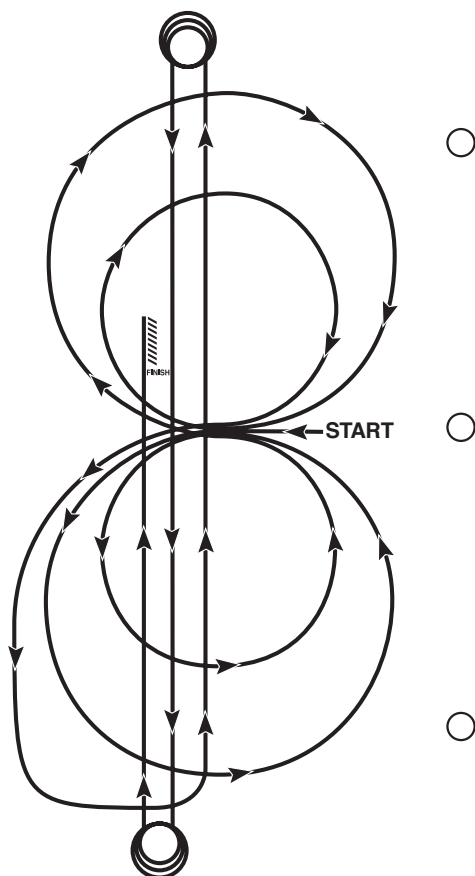


Trot to center of arena, stop. Start pattern facing away from judge.

1. Beginning on the left lead, complete 2 circles to the left. The first circle small and slow, the second circle large and fast. Change leads at the center of the arena.
2. Complete 2 circles to the right. The first circle large and fast, the second circle small and slow. Change leads at the center of the arena.
3. Continue around end of arena without breaking gait or changing leads, run down center of arena past end marker, and execute a square sliding stop.
4. Complete  $3\frac{1}{2}$  spins to the left.
5. Run down center of arena past end marker, and execute a square sliding stop.
6. Complete  $3\frac{1}{2}$  spins to the right.
7. Run down center of arena past center marker, and execute a square sliding stop.
8. Back up at least 10 feet.
9. Hesitate to complete pattern.

This pattern may be used as a lope-in pattern; see SC-265.B.

## Working Cow Horse Pattern #11

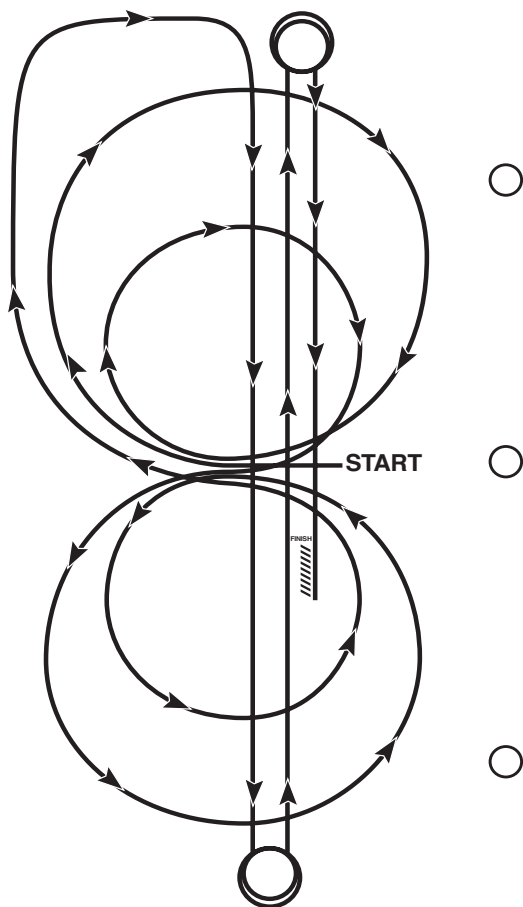


Trot to center of arena, stop. Start pattern facing towards judge.

1. Beginning on the left lead complete 2 circles to the left, the first circle large and fast, the second circle small and slow. Change leads at the center of the arena.
2. Complete 2 circles to the right, the first large and fast, the second circle small and slow. Change leads at the center of the arena.
3. Continue around end of arena without breaking gait or changing leads, run down center of the arena past the end marker, execute a square sliding stop.
4. Complete  $3\frac{1}{2}$  spins to the left.
5. Run down center of arena past end marker, execute a square sliding stop.
6. Complete  $3\frac{1}{2}$  spins to the right.
7. Run down center of arena past center marker, execute a square sliding stop. Back at least 10 feet. Hesitate to complete pattern.

This pattern may be used as a lope-in pattern; see SC-265.B.

## Working Cow Horse Pattern #12



Trot to center of arena, stop. Start pattern facing towards judge.

1. Beginning on the right lead complete 2 circles to the right, the first circle large and fast, the second circle small and slow. Change leads at the center of the arena.
2. Complete 2 circles to the left, the first circle large and fast, the second circle small and slow. Change leads at the center of the arena.
3. Continue around end of arena without breaking gait or changing leads, run down center of the arena past the end marker, execute a square sliding stop.
4. Complete 3½ spins to the left.
5. Run down center of arena past end marker, execute a square sliding stop.
6. Complete 3½ spins to the right.
7. Run down center of arena past center marker, execute a square sliding stop. Back at least 10 feet. Hesitate to complete pattern.

This pattern may be used as a lope-in pattern. See SC-265.B.

## **SC-275. Team Penning**

- A. WESTERN ATTIRE AND TACK. See equipment and attire chart in back of rule book.
- B. DIVISIONS. There will be three divisions only. Horse may be entered only once per division. All horses exhibited must meet the ownership and registration requirements for the division in which they are entered.
  - 1. Open, All Ages. In keeping with the rules of all other classes. Exhibitors may enter five horses, with no maximum restriction on the number of Junior or Senior horses up to a total of five.
  - 2. Amateur. Exhibitors may enter two horses. All exhibitors in this division must possess current APHA Amateur cards.
  - 3. Youth. Exhibitors may enter two horses.
- C. POINTS. Points will be awarded based on the number of teams entered. Each horse on the team will be awarded points based on the APHA point System. See Rule SC-060.
- D. PROCEDURE. Within a 90 second time limit, a team of three APHA Registered Horses must cut out from the herd and pen three head of cattle with the assigned, same, identity number or colored neck band.
  - 1. Numbers. Numbers must be 6 inches (15.24cm) wide. The numbers must be applied to both sides of the animal, high upon its side, with the top near the midline of the animal's back between the shoulder and the hip.
  - 2. Drawing For Order. The numbers or colors and working order will be drawn for by the judge and show management before the start of the contest.
  - 3. Flagmen/Timers. There shall be two flagmen, one at the line must be an APHA judge, and one at the pen placed in a position not to interfere with the penning of the cattle and at least two timers.
  - 4. Starting and Foul Line. The starting and foul line must be designated by a marker located on the arena fence easily viewed by the line judge and the exhibitors. Show management reserves the right to adjust the starting and foul line to facilitate the competition.
  - 5. Warning. A warning must be given to the team working the cattle 30 seconds prior to a final time being called.
  - 6. No Show. If for any reason a team does not show after the order of go has been drawn, their cattle number will be drawn in the order the team would have run and the drawn number or color band will not be used in that set of teams. This will avoid changing the order of go for the other contestants.
  - 7. Fall of Horse/Exhibitor. Fall of horse and/or exhibitor shall not eliminate the entry.
  - 8. The fastest time wins.
- E. TIES. In the event of a tie affecting the placings, each team will be allowed to pen one numbered or color banded animal. Fastest time breaks the tie.
- F. TIME BEGINS.
  - 1. All cattle will be bunched on the cattle side of the starting line before the time begins.
  - 2. The time flagman will raise the flag to signal when arena is ready.
  - 3. Exhibitors will be given their cattle penning number or color of neck band when the line flagman drops his flag as the nose of the first horse crosses the starting line. Exhibitors are committed once they enter the arena.

#### G. CALLING FOR TIME.

1. To call for time, one exhibitor must stand in the gate and raise a hand for the flag. Flag will drop when the nose of the first horse enters the gate and exhibitor calls for time. All un-designated cattle must be on the cattle side of the starting line when the team calls for the time or the team will be automatically disqualified.
2. A team may call for time with only one or two assigned cattle penned; however, teams penning three head of cattle place higher than two, and two higher than one, regardless of time.
3. A team calling for time with any wrong numbered or colored neck banded cattle in a pen must be given no time.

#### H. MULTIPLE GO ROUNDS.

1. In a multiple go-round contest, in the event that teams pen their cattle in only one go-round, the fastest time wins, regardless of which go-round.
2. Also, in multiple go-round contests, teams that pen in each go-round will beat teams that fail to pen in a go-round, regardless of the number of cattle penned or time. EXAMPLE: Times in three go-rounds beat times in two go-rounds, times in two go-rounds beat time in one go-round, time in one go-round beats no time.

#### I. CATTLE.

1. A minimum of 15 head total and a maximum of 30 head for each go-round should be used.
2. As each new team begins a run, there must be 3 head of cattle per team in the arena.
3. There must always be the same number of cattle in each of the herds used in a go-round.
4. If cattle are to be re-used and additional fresh cattle are needed, the cattle must be mixed with fresh cattle and renumbered or color banded. Every attempt must be made to ensure each team work the same number of used and fresh cattle.
5. If more than four head of cattle cross the starting line at any one time, that team will be judged no time.

#### J. RERUNS.

1. In the event a warning of 30 seconds is not given prior to final time, a rerun may be given at the request of the team. If the team requests a rerun, the cattle will be settled and a rerun will be given immediately using the same number with a 60-second penalty.
2. In the event that more or less than three identical numbers or colored neck bands are discovered within a herd, the team with more or less than three identical numbers or colored neck bands must have a rerun at the end of the total go-round. See Times. L.1. below.
3. If it is discovered there are more or less than the proper number of animals within a herd, only those teams affected with too many or too few identical numbered or colored neck banded cattle must be given a rerun.
4. Cattle may be used more than once; however, in the event a team is unintentionally given a number or colored neck band that has already been used within the herd, a rerun must be given immediately, using the correct number or colored neck band within that same herd. Should the error be discovered after the herd has been removed from the arena, then the rerun will be given at the end of the total go-round using the same herd.
5. If an animal leaves the arena, either over or through the fence, the team can either be disqualified for unnecessary roughness, or given

a rerun, depending on the judge's decision. If a rerun is given, it must be given at the end of the total go-round. If no fresh cattle are available for reruns, the cattle to be used will be determined by the show management and the judge.

6. If more than one rerun is given in any go-round, they will be taken in the order of occurrence.

K. **TEAM RESPONSIBILITY TO CATTLE.** Once committed to the cattle, the team is completely responsible for their animals. It is the team's responsibility before working cattle to pull up and call for a judge's decision if, in their opinion, there is an injured or unusable animal in their numbered or colored cattle.

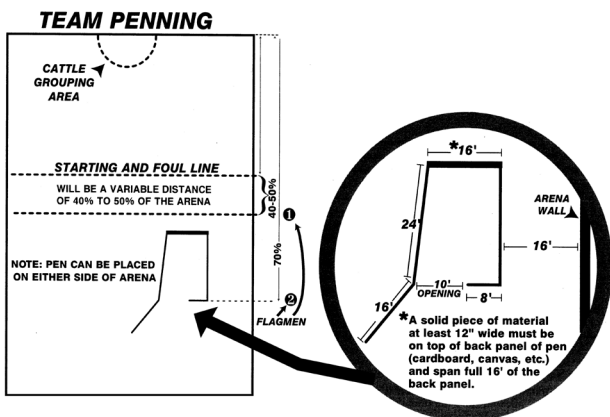
L. **TIMES IN MISNUMBERED HERDS.**

1. Times for all other teams not having more or less than three identical numbers or colored neck bands within a misnumbered herd will remain the same.

M. **DISQUALIFICATIONS.**

1. Any delay in crossing starting line after line flagman drops his flag.
2. All undesignated cattle must be on the cattle side of the starting line when the team calls for the time. (Automatic disqualification.)
3. Contact with cattle by hands, hats, ropes, bats, romal or any other equipment.
4. A team exhibiting any unnecessary roughness. No hazing or popping romal or reins on chaps will be allowed.
5. Any attempt by a dismounted exhibitor to work cattle.
6. If an animal leaves the arena, either over or through the fence, the team can either be disqualified for unnecessary roughness or given a rerun, judge's decision.
7. A team will be disqualified by the judge for any action he feels to be unnecessary roughness to the cattle or horses, or unsportsmanlike conduct.

N. **COURSE DESIGN FOR TEAM PENNING.**



## SC-276. Ranch Sorting

- A. **WESTERN ATTIRE AND TACK.** See equipment and attire chart in back of rule book.
- B. **OBJECTIVE:** Ranch Sorting is a timed event consisting of two exhibitors with the objective of sorting ten head of cattle from one

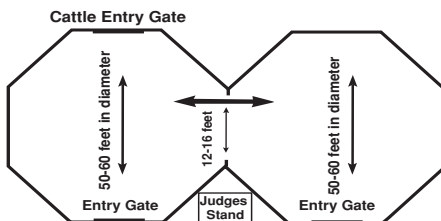
pen into another in a designated sequence. The team that sorts all ten head in the correct order with the fastest time will be declared the winner. A Ranch Sorting run begins with ten numbered cattle, 0-9, and one unnumbered cow for a total of 11 head behind a foul line in an arena with two exhibitors mounted on the other side of the foul line.

- C. **SORTING PENS:** Ranch Sorting will take place between two pens of approximately equal size with show management's option of working cattle back and forth or only one way. Two ranch sorting arenas may be placed side by side with teams alternating odd and even numbers.
- D. **SETTLING EACH HERD.** If cattle are to be worked back and forth, they need to be moved to the opposite pen and back before each new herd entering the arena is worked.
- E. **READABLE NUMBERS:** All cattle must have approved back numbers; neck numbers are not acceptable.
- F. **RECOMMENDED PEN SIZES:** Recommended sorting area to be 50-60' in diameter with no 90 degree corners, i.e. 60' round pen or octagonal "stop sign" design.
- G. **GATE OPENING SIZE:** The start/foul line will be recommended as a 16' opening, but no smaller than 12' opening between the two pens.
- H. **JUDGE:** There will be a minimum of one judge for sorting, to be positioned evenly with the foul line.
- I. **TIME:** There will be either a 90, 75, or 60 second time limit for each class, at the option of show management, which must be displayed on an electronic display clock. Time will continue until all cattle are sorted or the time limit is reached. A lap timer is to be used in sorting classes to eliminate ties only. As clarification, the lap timer will be utilized ONLY in the case of a situation where a tie (or ties) occurs, e.g., in a situation where a team sorts 8 head and has a time of 75 seconds with a lap time of 64.32, while another team sorts 10 head in 68.32 seconds, clearly the 10 head team will be in the lead. The lap timer will then be used only to break ties of all the 8 head runs in that go. Also, for breaking ties with multiple go rounds, the lap time will be the determining factor and eliminate the ties by setting the order of combined times for placing purposes.
- J. **BUNCHING CATTLE:** All cattle will be bunched on the cattle side of the gate within the designated area before the time begins. Judges will designate the need to bunch cattle.
- K. **STARTING THE RUN:** The judge will raise the flag to signal when the arena is ready. The flag will drop when the nose of the first horse crosses the start/foul line and the announcer will provide the number to be sorted first. The exhibitors will be given their number instantly. Any delay in crossing the foul line may result in a "no-time" for the team.
- L. **ORDER OF SORTING:** The cows are sorted in order; if any part of a numbered cow crosses the start/foul line prior to its correct order, then the team receives a no time. If any part of a sorted cow re-crosses the start/foul line the team will be disqualified. If any part of any unnumbered cow crosses the foul line before the tenth cow is cleanly sorted, it will result in a no-time.
- M. **RANDOM START NUMBER:** The order of sorting is determined by the picking of a random number by the Announcer/Timer and then that cow must be sorted first; for instance if 5 is drawn as the first number, then the 6 cow must be sorted, 7, 8, 9, 0, 1 and so on.



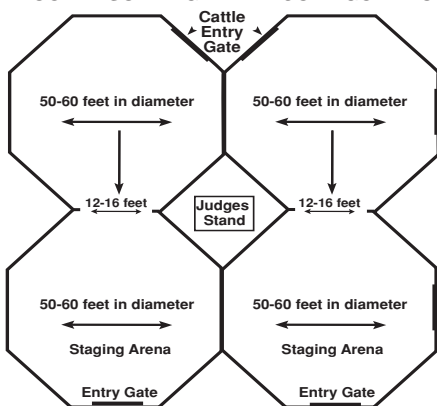
- N. COW CONSIDERED SORTED: A cow is considered sorted when the entire cow is completely across the start/foul line.
- O. COW LEAVING THE ARENA: If a good cow jumps any fence and either leaves the arena, or ends up in the opposite pen, but did not pass through the gate, the run should be stopped and the team given 2 options, (assuming it was not caused by roughing):
1. Take the number of cattle sorted and time at time of infraction.
  2. Given a re-ride from scratch at the end of the herd.
- P. DIVISIONS. There will be three divisions only. Horse may be entered only once per division. All horses exhibited must meet the ownership and registration requirements for the division in which they are entered.
1. Open, All Ages. In keeping with the rules of all other classes, exhibitors may enter five horses, with no maximum restriction on the number of Junior or Senior horses up to a total of five.
  2. Amateur. Exhibitors may enter three horses. All exhibitors in this division must possess current APHA Amateur cards.
  3. Youth. Exhibitors may enter two horses.
- Q. POINTS. Points will be awarded based on the number of teams entered. Each horse on the team will be awarded points based on the APHA point System. See Rule SC-060.
- R. MINIMUM/MAXIMUM NUMBER OF GO-ROUNDS: In a multiple go-round contest, the minimum number of goes shall be two with a first go and a finals. The maximum number of goes shall be 100% to the first go, either 30% or 50% back to the second go, and a finals. Show management must advertise the number of go-rounds in advance.
- S. MUST SORT CLEAN TO ADVANCE: Teams must sort cleanly to advance to the next go-round.
- T. SIZE AND ORDER OF FINAL GO-ROUND: If 99 teams or less entered, the finals shall have a maximum of up to 10 teams; if 100 teams or more, up to 20 teams will advance to the finals. For all finals, the running order will be determined by draw, either by mechanical draw or by hand draw.
- U. CALCULATING PLACING BY CLEAN SORTS: Teams sorting in three go-rounds place higher than teams that fail to sort in a go-round, regardless of the number of cattle sorted or time. Teams sorting in two go-rounds place higher than teams that fail to sort in a go-round, regardless of the number of cattle sorted or time accrued.
- V. AMPLE HERDS: Show management must have enough cattle that no herd is re-sorted during the first go.
- W. RE-RIDE SITUATIONS: Should a herd be mis-numbered or have too many non-numbered cattle, the team may receive a re-ride.

## SINGLE SORTING ARENA CONFIGURATION



**Riders enter at gate in arena with no cattle. Cattle sorted to opposite arena will be sorted back by next team.**

## DOUBLE SORTING ARENA CONFIGURATION



**Riders enter at gate in arena with no cattle. Teams are divided and arenas designated as even and odd. As odd team sorts, even team stages in empty arena until odd team completes sort and vice versa. Cattle sorted to opposite arena are returned by team that sorted. Next team should only enter when cattle have been returned and settled by previous team.**

## SC-280. Tie-Down Roping

- A. WESTERN ATTIRE AND TACK. See equipment and attire chart in back of rule book.
- B. GENERAL RULES.
  1. Scoring will be done on the basis of 0-100 with 70 denoting an average performance. Each maneuver will be scored from a plus three to a minus three, in  $\frac{1}{2}$  point increments.
  2. Performance. Only the performance of the horse is to be judged. Time is not a factor to be considered.
  3. Barrier. Horse must start from behind barrier. The horse will be judged on manners entering the box, behind the barrier, scoring speed to calf, rating calf, the stop, working the rope and his manners while exhibitor is returning to horse after tie has been made.
  4. Exhibitor Fouled. If, in the opinion of the line judge, the exhibitor is fouled by any moving part of the chute, barrier, etc., exhibitors shall get their calf back providing exhibitor declares himself by pulling up immediately.

5. The judge may at his discretion award new cattle to enable contestants to show his horse's ability on the cow including: (a) cow won't run or stops, (b) chute or barrier malfunctions, (c) cow turns back immediately, and (d) cow leaves arena.
  6. Loops. A maximum of one minute or two loops, whichever comes first, will be allowed. If both loops are missed, exhibitor will retire with no score. The one-minute time limit is from the time the calf leaves the chute until the exhibitor signals the tie is complete. Although the time limit stops when the exhibitor signals the tie is complete, the horse will continue to be judged until the rider has mounted the horse and ridden forward.
  7. If More Than One Loop is Thrown. If more than one (1) loop is thrown, the rider must recoil the rope and build the additional loop. Once the exhibitor has dismounted with both feet on the ground, the exhibitor cannot remount to throw the second loop. To encourage safety, use of a second rope will not be allowed.
  8. Catch. Any catch that holds is legal but rope must remain on calf until tie is completed and exhibitor has remounted. Calf must stay tied with legs crossed until exhibitor remounts and rides forward to put slack in the rope. Once the rider has ridden forward one step and loosened the rope, the run is complete.
  9. Touch or Dismount. In tie-down roping classes, only exhibitor may touch the calf while the horse is being judged. Exhibitor may dismount from either side and leg or flank the calf.
  10. If Calf is Jerked Down. If calf is jerked down by horse it must be allowed to regain its feet, and exhibitor must throw the calf by hand, cross any three feet and tie with not less than the complete wrap and a half-hitch.
    - a. If calf is jerked down so that the calf is upside down with all four legs in the air at the same time, this will be cause for disqualification.
- C. TIE-DOWN ROPING SUGGESTED SCORING GUIDELINES.
1. The tie-down roping horse will be judged on four different maneuvers:
    - a. Box and barrier.
    - b. Running and rating.
    - c. Stop.
    - d. Working the rope.
  2. The following deductions will result:
    - a. One (1) Point.
      1. Dragging the calf while being tied, deduct one point for each three feet moved up to 12 feet.
    - b. Two (2) Point.
      1. Freeze-up in the box (refusing to move).
      2. Jumping the barrier.
      3. Setting up or scotching.
      4. Rubbing the rope.
      5. Failure to continue backing while exhibitor is flanking the calf.
      6. Slack in the rope.
    - c. Three (3) Point.
      1. A two loop run.
    - d. Five (5) Point.
      1. Refusing to enter the box.
      2. Rearing in the box.
      3. Breaking the barrier.
      4. Running into the calf.
      5. Horse walking up the rope (rope on the ground).

6. Blatant disobedience including kicking, biting, bucking, rearing and striking.
- e. Disqualified (0) – Score.
  1. Failure of calf to stay tied until exhibitor has remounted and ridden forward to loosen rope.
  2. Excessive schooling at any time in the arena.
  3. Whipping or hitting the horse with the rope.
  4. Initiating the run with the rope on the opposite side of the horse's neck than exhibitors roping hand.
  5. Dragging the calf, while being tied or after the calf is tied, more than 12 feet.
  6. Any attempt by the contestant to position a horse behind the barrier enabling the contestant to rope the animal without attempting to leave the box.
  7. Bringing the calf over backwards with the calf landing on its back or head with all four feet in the air.
- f. The following shall be faults scored according to severity:
  1. Jerking the reins.
  2. Slapping.
  3. Jerking the rope or any unnecessary action to enhance the performance of the horse or talking or any noise making.
  4. Turning around in the box.
  5. Turning head severely.
  6. Squatting in the corner.
  7. Stopping crooked.
  8. Rearing up in stop.
  9. Ducking off.
  10. Looking off while working the rope.
  11. Shying away while exhibitor is remounting.

### **SC-283. Breakaway Roping**

This is a timed event with a one-minute time limit.

- A. This class to be offered in Open, Amateur, and Youth Divisions. The Open class may be divided into Junior and Senior age divisions. Amateur and Youth Divisions may be offered in Novice Divisions and Age divisions.
- B. WESTERN ATTIRE. See Western Attire and Tack. Exception. Safety helmet optional.
- C. WESTERN TACK. See Western Attire and Tack
- D. This event shall be performed following the same general rules as tie-down roping.
- E. Horse must start from behind a barrier. A 10-second penalty will be added to the time for breaking the barriers. Calves or hornless cattle must be used.
- F. Two loops will be permitted. One rope is to be tied to the saddle horn by a heavy string, in such a manner as to allow rope to be released from the horn when the calf or hornless cattle reaches the end of the rope. A visible cloth or flag must be attached to the end of the rope tied to the horn to make it easier for the flagger to see it break free.
- G. Should the exhibitor desire to use a second loop, he may recoil. If the second loops falls loose, it cannot be rebuilt.
- H. The exhibitor may free his first rope from the horn after a miss before getting his second loop ready if he wishes.
- I. The exhibitor shall receive no time should he break the rope from the horn by hand or touch the rope or string after the catch is made. If the rope dallies or will not break free when the calf reaches the end of it, the exhibitor will receive no time.

- J. Time will be called from drop of flag at barrier to the break of rope string from the saddle horn. A legal catch is to be any loop that goes completely over the head of the calf or hornless cattle's body, causing the rope to break away from the saddle horn. Roping the calf or hornless cattle without releasing the loop from the hand is not permitted.
- K. The exhibitor shall not attempt to rope the animal until the barrier flag has been dropped. Any attempt by an exhibitor to position his horse behind the barrier, enabling the contestant to rope the calf or hornless cattle without leaving the barrier or box, shall be considered a disqualification.
- L. Rope may not pass through bridle, tie-down, neck rope or any other device.
- M. Breakaway roping catches to be a bell collar catch, defined as the loop must pass over the calf's entire head and then secure on the neck with no extremities in the loop.**
- N. A judge may, at his discretion, use the ring steward, other show officials or approved APHA judges to assist as barrier judges and to help determine legal catches or any rule infractions.
- O. It is recommended, whenever possible, to have a flagger on horseback to flag the class.

## SC-284. Timed Team Roping

- A. **LOOPS.** Only two loops per team shall be allowed. Roping steers without turning loose the loop will be considered no catch. Roper must dally to stop steer. If steer is roped by one horn, roper is not allowed to ride up and remove loop or put loop over other horn or head with hands.
- B. **LEGAL CATCHES.** There are only three legal head catches:
  - 1. Around both horns.
  - 2. Half a head.
  - 3. Around the neck.
- C. If hondo passes over one horn and the loop over the other, catch is illegal. If a loop crosses itself in a head catch, it is illegal. This does not include heel catches. If rope is in steer's mouth, catch is illegal.
- D. Any heel catch behind both shoulders is legal if rope goes up both heels.
  - 1. One hind foot receives five-second penalty.
- E. **CROSSFIRE.** The header must have control of the steer's head and the steer's head must be bent before the heeler can legally deliver his rope. The heeler may rope the steer in the switch, but not before. Any heel loop delivered before the switch is considered a crossfire and illegal. In the instance where a steer sets up, at no fault of the roper, the heel loop can be thrown at any time once the header has control of the steer.
- F. **QUESTIONED CATCH.** Any questioned catches will be decided by the judges. If judge asks the header to hold the steer so the flagger may inspect the head catch, and the header does not do so, the team may receive a no-time.
- G. **TIME TAKEN.** Time will be taken when the steer is roped, secure between both partners, both horses are facing steer with ropes dallied and tight. Horse's front feet must be on the ground and ropers must be mounted when time is taken. Steer must be standing up when roped by head or heels. Time is taken when flag is dropped; however, that time is not official until indication is given by flagger or judge to the timer. Flagger may flag a team out after time is taken on a run, based on illegal head catch or illegal heel catch, steer was not secure or any other factor that was not clear when time was taken.
  - 1. Only the header will start behind a barrier. A rope barrier or electronic eye is acceptable, penalty for breaking the barrier is a 10 second penalty.

- H. TIE ON RULE. Any heeler 60 years or older and adult women of any age may tie on. Under no circumstances will any header be permitted to tie on. It is illegal to dally over the top of a tied on rope or tie on device, the result is automatic disqualification. Furthermore, should a tied on rope inadvertently come loose from the saddle horn or otherwise become detached during the course of a run, the team will be disqualified. The roper may not reattach his rope or dally with a loose tied on rope. Ropers who tie on are encouraged to use a quick release for tied on ropes.
- I. HEELER ROPES FRONT FOOT. If the heeler ropes a front foot or feet in the heel loop, this is a foul catch. Should the front foot or feet come out of the heel loop prior to the team calling for time, the time will be counted. Judge will not allow any extra time for a front leg to come free.
- J. HEADER ROPES ANY LEG. Should a header rope any leg, it's an automatic no-time. Under no circumstance will the header be allowed to fish-out the leg.
- K. DROPPED ROPE. A dropped rope that must be recoiled is considered a thrown rope.
- L. ARENA CLEAR. Should a team call for a steer before the arena is clear, and are subsequently interfered with by the steer or team still in the arena, this should not be recognized as interference and they shall not receive a re-run.
- M. Steer must not be handled roughly at any time, and ropers will be disqualified if in the opinion of the field judge they have intentionally done so.
- N If header accidentally jerks steer off his feet or steer trips or falls, header must not drag steer over approximately eight feet before steer regains his feet or the team will be disqualified.
- O. If either horse takes longer than 30 seconds to enter the box after the judge has signaled the course ready, the entry shall be disqualified.
- P. The judge may at his discretion award new cattle to enable exhibitors to show his horse's ability on the cow including: (a) cow won't run or stops, (b) chute or barrier malfunctions, (c) cow turns back immediately, and (d) cow leaves arena.

## **SC-285. Team Roping**

- A. WESTERN ATTIRE AND TACK. See equipment and attire chart in back of rule book.
- B. TWO DIVISIONS OF STEER ROPING. Two different divisions of steer roping are acceptable as approved events. Show may have either or both.
  - 1. Team Roping.
  - 2. Steer Stopping.
- C. GENERAL RULES.
  - 1. May Show Both Heading or Heeling. A horse shall be allowed to show in Heading or Heeling, or both.
  - 2. Declare in Which Event Competing. It must be declared before the horse enters the arena, however, in which event the horse is competing during the run.
  - 3. Scored Individually. The heading horse and the heeling horse are to be entered and scored individually, not as a team.
  - 4. Horse Not Being Judged. A heading or heeling horse assisting the horse being judged need not be a regular registered APHA horse.
  - 5. Manners. The manners of the horse being judged will be judged at all times.
  - 6. Run Complete. The run is complete when both ropes are tight and horses are in a facing position. Time is not a factor; however, the run must be complete within a one-minute time limit.
  - 7. The Exhibitor Not Being Judged.
    - a. Loops. A maximum of two loops may be thrown by the exhibitor not being judged.

- b. Legal Catch. Any catch by the heeler not being judged must be a legal catch defined as a catch which holds from behind the steer's shoulders and back, around the flank, or on one or both heels, but not by the tail only. Any catch by the header not being judged must be a legal catch defined as a catch that is around both horns, half a head or around the neck.
- 8. Horn Wraps. All team roping cattle shall be protected by horn wraps.
- 9. Tie On. Any heeler 60 years or older and adult women of any age may tie on. Under no circumstances will any header be permitted to tie on. Heelers who tie on are required to use a quick release for tied on ropes.
- 10. The judge may at his discretion award new cattle to enable exhibitors to show his horse's ability on the cow including: (a) cow won't run or stops, (b) chute or barrier malfunctions, (c) cow turns back immediately, and (d) cow leaves arena.
- D. JUDGING HEADING HORSE.
  - 1. Only the heading horse shall be started and judged behind a barrier, on the rate of speed, ability of horse to rate, check, set and turn the steer into position for heeler and turn and face the steer until rope is tight.
  - 2. When heading horse is being judged, the roper may throw only two loops. If roper misses with both loops, they are to retire from the arena with no score.
  - 3. Catch.
    - a. Legal catches in heading are both horns, half head and around the neck.
    - b. Illegal catches are any figure eight catch or front leg in the catch.
  - 4. The exhibitor must dally on the horse being judged.
  - 5. The heeler, who is not being judged may dally or be tied on.
- E. JUDGING HEELING HORSE.
  - 1. The heeling horse shall be judged in the box on ease of manner in which he turns and prepares for heeler's position to throw loop, set and stop steer while holding rope tight in preparation for header's facing.
  - 2. The header may throw a maximum of two loops. If the header fails to catch with either loop, they are to retire from the arena with no score.
  - 3. The heeler may throw only two loops. If roper misses with both loops, they are to retire from the arena with no score.
  - 4. A legal heel catch is defined as a catch which holds from behind the steer's shoulders and back, around the flank, or on one or both heels, but not by the tail only.
  - 5. The exhibitor must dally on the horse being judged.
  - 6. The horse/rider not being judged may dally or pull tight.
  - 7. In classes with five entries or less show management may choose to use a head loop placed on the steer's head or horns before the animal leaves the chute.
    - a. Show management must inform exhibitors of this decision prior to the class starting.
    - b. All exhibitors in a class are required to compete using the same class procedures.
- F. SCORING. Team Roping shall be scored on the basis of 0 to 100 with 70 denoting an average performance. Each maneuver will be scored from a plus three to a minus three, in ½ point increments.
- G. HEADING SUGGESTED SCORING GUIDELINES.
  - 1. The Heading Horse will be judged on four different maneuvers:
    - a. Box and Barrier.
    - b. Running and Rating.
    - c. Setting and Handling.
    - d. Facing.

2. The following deductions will result:
  - a. Two (2) Point.
    1. Ducking off.
    2. Setting up or scotching.
    3. Failure to face completely.
    4. Freeze up while facing.
    5. Jumping the barrier.
    6. Freeze up in the box (refusing to move).
  - b. Three (3) Point.
    1. Additional loop on either end.
  - c. Five (5) Point.
    1. Running into the steer.
    2. Refusing to pull.
    3. Blatant disobedience including kicking, biting, bucking, rearing and striking.
    4. Refusing to enter the box.
    5. Rearing up in box.
    6. Broken barrier.
  - d. Disqualified (0) – Score.
    1. Excessive schooling at any time in the arena.
    2. Whipping or hitting the horse with the rope.
    3. If both the header and heeler fail to catch within one minute from the time the steer leaves the chute.
    4. Loss of rope by either the header or the heeler.
    5. Failure of the roper on the horse being judged to catch within one minute. If more than one loop is thrown, exhibitor must recoil rope and build an additional loop.
    6. Failure to maintain a dally through the completion of the run. The rope must be wrapped around the saddle horn at least one complete turn before it is considered a dally.
    7. Intentional and continuous stretching of the steer after the horses have faced.
    8. Refusal to face.
  - e. The following shall be faults scored according to severity.
    1. Jerking the reins.
    2. Slapping.
    3. Jerking the rope or any unnecessary action to enhance the performance of the horse or talking or any noise making.
    4. Turning around in the box.
    5. Turning head severely.
    6. Squatting in the corner.
    7. Incorrect position.
    8. Failure to rate.
    9. Failure to run to steer.
    10. Horse being outrun by the steer.

#### H. HEELING SUGGESTED SCORING GUIDELINES.

1. The Heeling Horse will be judged on four different maneuvers:
  - a. Box.
  - b. Running and Rating.
  - c. Position.
  - d. Stopping.
2. The following deductions will result:
  - a. Two (2) Point.
    1. Header breaking the barrier.
  - b. Three (3) Point.
    1. Additional loop on either end.
  - c. Five (5) Point.
    1. Assuming position on the wrong side of the steer.



2. Running into the steer.
3. Failure to stop on the hindquarters and hold position through the completion of the run.
4. Blatant disobedience including kicking, biting, bucking, rearing and striking.
5. Refusing to enter the box.
6. Rearing up in box.
- d. Disqualified (0) – Score.
  1. Excessive schooling at any time in the arena.
  2. Whipping or hitting the horse with the rope.
  3. If both the header and heeler fail to catch within one minute from the time the steer leaves the chute.
  4. Loss of rope by either the header or the heeler.
  5. Failure of the roper on the horse being judged to catch with no more than two loops. If more than one loop is thrown, exhibitor must recoil rope and build an additional loop.
  6. Failure to maintain a dally through the completion of the run. The rope must be wrapped around the saddle horn at least one complete turn before it is considered a dally.
- e. The following shall be faults scored according to severity:
  1. Jerking the reins.
  2. Slapping.
  3. Jerking the rope or any unnecessary action to enhance the performance of the horse or talking or any noise making.
  4. Turning around in the box.
  5. Turning head severely.
  6. Squatting in the corner.
  7. Incorrect position.
  8. Failure to be in correct lead before horse moves into position on the steer.

## **SC-286. Steer Stopping.**

- A. WESTERN ATTIRE AND TACK. See equipment and attire chart in back of rule book.
- B. GENERAL RULES.
  1. Horn Wraps. All steer stopping cattle shall be protected by horn wraps.
- C. In the steer stopping, the horse will be judged on the box and barrier, run and rate, and the stop. Judging begins when the horse enters the arena.
- D. A rope barrier or electronic eye may be used in the steer stopping. The penalty for breaking the barrier shall be 5 points.
- E. The exhibitor on the horse being judged may throw as many loops as necessary within a one-minute time limit.
- F. If more than 1 loop is thrown, the exhibitor must recoil and build additional loops as required. If the exhibitor fails to catch within the one-minute time limit, he/she will retire from the arena with 0- score.
- G. Exhibitors are to stay mounted. Loss of rope by the exhibitor is automatic score of 0-.
- H. Scoring will be on the basis of 0-100 points, with 70 points being average. Each maneuver will be scored from a plus 3 (excellent), to a minus 3 (extremely poor), in ½ point increments. The maneuver scores will be added or subtracted from 70 to come up with the score.
- I. Legal catches are both horns, half head or around the neck. If a steer is roped any other way, and the rope can be removed while the exhibitor is still mounted, he/she may continue to rope within the one-minute time limit. A score of 0- will be given for no catch.

- J. Arena is to be clear except for the flagger and help to line the cattle. The flagger's only responsibility is to check for legal head catches, either in the arena or at the catch pen.
- K. It is the exhibitor's responsibility to signal when the run is complete so the head catch can be checked.
- L. Only one hand on reins is legal.
- M. Romal reins and roping reins are legal.
- N. If the steer leaves the arena during the one-minute time limit, timer will stop the clock. The exhibitor will carry time and all major penalties that have occurred up to this point over to the new steer. Exhibitor will receive the new steer lap and tap (no barrier).
- O. If a judge awards an exhibitor a new steer, the run will start over clean with no penalties.
- P. If a steer is deemed unusable by a judge or show management, that steer will be removed from the pen of cattle used for the competition.
- Q. PENALTY POINTS:
  - 1. One (1) Point Penalties
    - a. Nervous in box
    - b. Turns head severely
    - c. Squats in corner
    - d. Stopping crooked
  - 2. Two (2) Point Penalties
    - a. Freeze-up in box
    - b. Jumping the barrier
    - c. Scotching
    - d. Missing second loop
  - 3. Three (3) Point Penalties
    - a. Missing first loop
    - b. Taking off illegal catch
  - 4. Five (5) Point Penalties
    - a. Refusing to enter box
    - b. Breaking barrier
    - c. Rearing up in box
    - d. Running into steer
    - e. Blatant disobedience, defined as kicking, biting, bucking, rearing, striking, or obviously insubordinate
  - 5.-0- Score
    - a. Loss of rope
    - b. Failure to make legal catch
    - c. Fall of horse or exhibitor
    - d. Excessive schooling
    - e. Whipping or hitting horse with rope
    - f. Failure of horse to stop steers forward motion
    - g. Failure to have steer face horse before dally is released
    - h. Failure to work in the proper working order
  - 6. N-E-
    - a. Failure of an exhibitor to attempt to complete the pattern
  - 7. No Score
    - a. Lameness of the horse
    - b. Abuse

## **SC-287. Cutting**

This class may be offered in eligible Open, Amateur, Novice Amateur, Youth and Novice Youth Divisions.

APHA strongly recommends APHA cutting classes be held whenever possible.

A. National Cutting Horse Association or Canadian Cutting Horse Association

rules will be used for conducting and judging cutting. All exhibitors in the arena shall comply with rules of dress, equipment and conduct and be limited to bona fide contestants or their helpers per NCHA rules.

- B. Rules for the National Cutting Horse Association are available from the National Cutting Horse Association, 260 Bailey Avenue, Fort Worth, Texas 76116.
- C. Rules for the Canadian Cutting Horse Association are available from the Canadian Cutting Horse Association, 14141 Fox Drive, Edmonton, Alberta, Canada T6H 4P3.
- D. If both NCHA- and APHA-approved cuttings are held at one show, points will be awarded only in the APHA-approved cutting classes.
- E. For dual-approved NCHA and APHA-approved Special Events, see Rule SC-096.
- F. Scoring. Scoring will be on the basis of 60-80 with 70 denoting an average performance.
- G. Penalties. Maneuver evaluations and penalty applications are to be determined independently. The following penalties will be applied to each occurrence and be deducted from the final score:

One-half (½) Penalty

- (A) A slight miss or slight loss of working advantage

One (1) Point Penalty

- (A) 1 point—(miss) losing working advantage
- (B) 1 point—reined or visibly cued
- (C) 1 point—noise directed to cattle
- (D) 1 point—toe, foot, or stirrup on the shoulder
- (E) 1 point—hold on too long on a cut
- (F) 1 point—working out of position
- (G) 1 point—hand too far forward

Three (3) Point Penalty

- (A) 3 points—hot quit
- (B) 3 points—cattle picked up or scattered
- (C) 3 points—second hand on reins
- (D) 3 points—cue in shoulder
- (E) 3 points—pawing or biting cattle
- (F) 3 points—failure to make a deep cut
- (G) 3 points—back fence

Five (5) Point Penalty

- (A) 5 points—horse quitting a cow
- (B) 5 points—losing a cow
- (C) 5 points—changing cattle after a specific commitment
- (D) 5 points—failure to separate a single animal after leaving the herd

60—if horse turns tail

Disqualification (score 0, illegal equipment, leaves working area before time expires, if horse falls to ground)

### **SC-289. Timed Events Dual-Approved as APHA Special Events**

- A. For timed events that are dual-approved as APHA-approved Special Events and held concurrently with another all-breed organization (e.g. NBHA Barrel Racing dual-approved as an APHA Special Event), the following rules apply:
  - 1. Timing officials may be used in place of APHA Judges as per Rule JU-000.C. Officials must be approved by the National Barrel Horse Assn. (NBHA) and/or other recognized timed event organization approved by the APHA.
  - 2. Applicable association's rules take precedent over APHA rules in dual-approved events. APHA rules prevail at standalone APHA Special Events.

## SC-290. Barrel Racing

A. WESTERN ATTIRE AND TACK. See equipment and attire chart in back of rule book.

Exception. A safety helmet is permitted.

B. SETTING THE PATTERN FOR THE APHA BARREL RACING COURSE.

1. Pattern Purpose. The cloverleaf pattern is designed to test the speed and maneuverability of the horse.
2. Measure Course. The course must be measured exactly. If the course is too large for the available space, then the pattern should be reduced 5 yards (4.57m) at a time until the pattern fits the arena.
3. Ample Room. Remember to set your course so that a horse may have ample room to turn and stop.
4. Space Between Barrels. Remember to leave adequate space between barrels and any obstacle. The distance from barrel number 3 to finish line need not be reduced by 5 yards (4.57m) at a time if there is sufficient room for the horse to stop.
5. Setting the Barrels. Distances of the barrels in the barrel pattern from the wall are recommended to be 45 feet from the start/finish line to the entrance gate, 18 feet from barrels 1 and 2 from the wall, and 36 feet from barrel 3 to end of arena, 60 feet from start/finish to barrel 1 and 2, 105 ft. between barrels 1 and 3 and 105 ft. between barrels 2 and 3.

C. INSTRUCTIONS FOR RUNNING THE COURSE.

1. Signal from Starter. At a signal from the starter or timer, such as the "go", the exhibitor will go to the barrel number 1 turning to the right of this barrel, complete a 360 degree turn, then on to barrel number 2, this time turning to the left with another 360 degree turn. At barrel number 3 the same passage to the left and 360 degree turn is accomplished.
2. Sprint to Finish. As soon as the turn is completed around barrel 3, the exhibitor sprints the horse to the finish line where the electric timer or timers stop their watches as soon as the horse's nose reaches the finish line.
3. May Run to Left. The barrel course may also be run to the left. For example: the exhibitor will start to barrel number 2, turning to left around this barrel, then to barrel number 1, turning to the right, then barrel number 3, turning again to the right, followed by the final sprint to the finish line.

D. TIME.

1. Timed Event. The barrel race contest is strictly a timed event.
  - a. At show management's option, if an exhibitor shows in more than one class and pays entry fees for each class, exhibitor may run once and carry over the time for all the classes (rollover times). Declaration for rollover times to be utilized must be made at time of entry and/or prior to first run. Once declaration for rollover times has been made, an exhibitor must use their rollover times. Penalties will apply to rolled times. Rollover times will only be allowed for the same horse/exhibitor combination on the same day. No rollover times will be allowed to carry over to the following day's classes.
2. Running Start. The exhibitor is allowed a running start. Timing shall begin as soon as the horse's nose reaches the starting line and will be stopped when the horse's nose passes over the finish line.
  - a. Arena Gates Open or Closed. The show manager shall use his judgment on whether the show arena gates will be open or closed during timed events. Exception: YP-080.L. His decision shall be based upon the condition and layout of the show arena.
3. Time Announced. The score, time, of each entry will be announced immediately following the horse's run.
4. Penalty. A five second penalty will be assessed:
  - a. For each barrel knocked over;

5. Time Calculation. A clearly visible starting line shall be provided. An electric timer may be used. If an electric timer is used there must be two backup stop watches. The average time of the watches must be recorded on each run in case the electric timer becomes inoperable during the contest. If the electric timer fails during a particular run, a rerun can be given at the completion of the class, at the time the failure occurs or the exhibitor can take the average of the two stop watches. The decision will be addressed at the time of the malfunction and not at the end of the class. The choice of taking a rerun or the average of the two stop watches will be that of the exhibitor. If the electric timer becomes inoperable during the contest and other exhibitors are remaining, then all official times will be from the average of the hand held times for the entire class.
6. The hat must be on the exhibitor's head when the exhibitor enters the arena. There is no fine/penalty for losing a hat during the run.

#### E. DISQUALIFICATION.

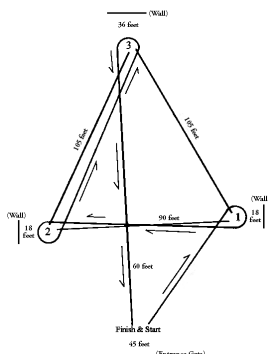
1. Any deviation from the pattern.
2. Failure to follow the course, includes negotiating obstacles in any other than specified order, the wrong direction, circling, backing or reversing direction of movement to correct improper passing of an obstacle.
3. The judge, at his/her discretion, may disqualify an exhibitor for excessive use of a bat, crop, whip or rope.
4. In speed events, all exhibitors may use a rubber band per foot (maximum width of 1/4 inch) during competition, but may not be tied, buckled or fastened by any other means during competition.
5. Receiving assistance into the arena as determined by breaking the plane of the gate.
6. An exhibitor will be given a no time if the horse or exhibitor falls during the run in such a manner as to break the pattern, or if the rider falls off the horse. If exhibitor falls off the horse after run is completed and after crossing the time line, the time remains valid.

#### 7. Failing to lope for a minimum of 3/4 of the pattern.

#### F. TIES.

1. In event of a tie, the horse declared the winner in the runoff must run the pattern within two seconds of its original time or the runoff must be held again.
2. The tie may be broken in compliance with Rule SC-185.N.

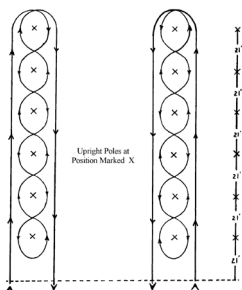
#### G. BARREL RACING PATTERN (Recommended)



## **SC-295. Pole Bending**

- A. WESTERN ATTIRE AND TACK. See equipment and attire chart in back of rule book. Exception. Safety Helmet is optional.
- B. RUNNING THE PATTERN.
1. Each exhibitor will begin from a running start.
  2. A clearly visible starting line should be provided.
  3. The pole bending pattern is to be run around six poles. Each pole is to be twenty-one (21) feet (6.40m) apart and the first pole is to be twenty-one (21) feet (6.40m) from the starting line.
  4. A horse may start either to the right or to the left of the first pole and then run the remainder of the pattern accordingly. See pattern.
  5. Arena Gates Open or Closed. The show manager shall use his judgment on whether the show arena gates will be open or closed during timed events. Exception: YP-080.L. His decision shall be based upon the condition and layout of the show arena.
- C. TIMED EVENT.
1. Pole Bending is a timed event. An electric timer may be used. If an electric timer is used there must be two backup stop watches. The average time of the watches must be recorded on each run in case the electric timer becomes inoperable during the contest. If the electric timer fails during a particular run, a rerun can be given at the completion of the class, at the time the failure occurs or the exhibitor can take the average of the two stop watches. The decision will be addressed at the time of the malfunction and not at the end of the class. The choice of taking a rerun or the average of the two stop watches will be that of the exhibitor. If the electric timer becomes inoperable during the contest and other exhibitors are remaining, then all official times will be from the average of the hand held times for the entire class.
  2. A five second penalty will be allotted for each pole knocked over.
  3. The time of each entry will be announced immediately following the horse's run
  4. At show management's option, if an exhibitor shows in more than one class and pays entry fees for each class, exhibitor may run once and carry over the time for all the classes (rollover time). Declaration for rollover times to be utilized must be made at time of entry and/or prior to first run. Once declaration for rollover times has been made, an exhibitor must use their rollover times. Penalties will apply to rolled times. Rollover times will only be allowed for the same horse/exhibitor combination on the same day. No rollover times will be allowed to carry over to the following day's classes.
  5. The hat must be on the exhibitor's head when the exhibitor enters the arena. There is no fine/penalty for losing a hat during the run.
- D. DISQUALIFICATION.
1. Any deviation from the pattern.
  2. Failure to follow the course, includes negotiating obstacles in any other than specified order, the wrong direction, circling, backing or reversing direction of movement to correct improper passing of an obstacle.
  3. The judge, at his/her discretion, may disqualify a contestant for excessive use of a bat, crop, whip or rope.
  4. In speed events, all exhibitors may use a rubber band per foot (maximum width of 1/4 inch) during competition but may not be tied, buckled or fastened by any other means during competition.

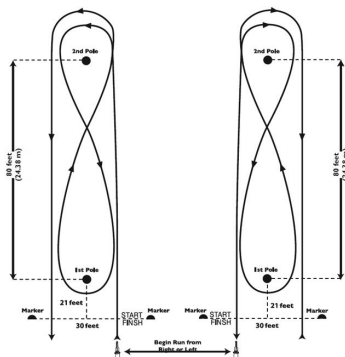
5. Receiving assistance into the arena as determined by breaking the plane of the gate.
  6. An exhibitor will be given a no time if the horse or exhibitor falls during the run in such a manner as to break the pattern, or if the rider falls off the horse. If exhibitor falls off the horse after run is completed and after crossing the time line, the time remains valid.
  7. Failing to lope for a minimum of 3/4 of the pattern.
- E. TIES. In the event of a tie, the horse declared the winner in the runoff must run the pattern within two seconds of its original time or the runoff must be held again. The tie may be broken in compliance with Rule SC-185.N.
- F. POLE BENDING PATTERN.



## SC-296. Stake Race

- A. WESTERN ATTIRE. See equipment and attire chart in back of rule book.  
Exception: Safety helmet is optional.
- B. WESTERN TACK. See equipment and attire chart in back of rule book.
- C. TIMED EVENT. This is a timed event. For time calculation see Rule SC-290.D.5.
  1. The hat must be on the exhibitor's head when the exhibitor enters the arena. There is no fine/penalty for losing a hat during the run.
  2. At show management's option, if an exhibitor shows in more than one class and pays entry fees for each class, exhibitor may run once and carry over the time for all the classes (rollover time). Declaration for rollover times to be utilized must be made at time of entry and/or prior to first run. Once declaration for rollover times has been made, an exhibitor must use their rollover times. Penalties will apply to rolled times. Rollover times will only be allowed for the same horse/exhibitor combination on the same day. No rollover times will be allowed to carry over to the following day's classes.
  3. The judge, at his/her discretion, may disqualify an exhibitor for excessive use of a bat, crop, whip or rope in front of the cinch.
  4. In speed events, all exhibitors may use a rubber band per foot (maximum width of 1/4 inch) during competition but may not be tied, buckled or fastened by any other means during competition.
  5. Receiving assistance into the arena as determined by breaking the plane of the gate.
- D. The start/finish line is 30 feet (9.15 m) wide and marked by two upright markers (cones or pylons) short enough to not interfere with the timer if one is used. Short pylons or cones are recommended.

- E. There are two stakes in this event. The stakes shall be 80 feet (24.38 m) apart. The first stake shall be 21 feet (6.4 m) from the start/finish line and the second stake shall be 101 feet (30.78 m) from the start/finish line if arena size permits. The pattern may be shortened depending upon arena size; however the two stakes must always be placed 80 feet (24.38 m) apart, regardless of the distance between the first stake and the start/finish line.
1. Arena Gates Open or Closed. The show manager shall use his judgment on whether the show arena gates will be open or closed during timed events. Exception: YP-080.L. His decision shall be based upon the condition and layout of the show arena.
- F. Exhibitor shall cross the start/finish line and run down the right side or left side of the poles to the second pole making either a right- or left-hand turn. Exhibitor shall not cross between the two poles before making the first turn. Exhibitor shall then run to the first pole and make a turn in the opposite direction. Exhibitors must then run back to the second pole and repeat first turn then run straight back down either the left or right side of the poles (opposite side than when first crossing start line and running to second pole) and cross the start/finish line.
- G. A no-time is given if either of the upright poles or either of the two upright markers are knocked down.
- H. DISQUALIFICATION.
1. Any deviation from the pattern.
  2. Failure to follow the course, includes negotiating obstacles in any other than specified order, the wrong direction, circling, backing or reversing direction of movement to correct improper passing of an obstacle.
  3. The judge, at his/her discretion, may disqualify an exhibitor for excessive use of a bat, crop, whip or rope.
  4. In speed events, all exhibitors may use a rubber band per foot (maximum width of 1/4 inch) during competition but not be tied, buckled or fastened by any other means during competition.
  5. Receiving assistance into the arena as determined by breaking the plane of the gate.
  6. An exhibitor will be given a no time if the horse or exhibitor falls during the run in such a manner as to break the pattern, or if the exhibitor falls off the horse. If exhibitor falls off the horse after run is completed and after crossing the time line, the time remains valid.
- 7. Failing to lope for a minimum of 3/4 of the pattern.**
- I. NO TIME. If the figure eight (8) is not completed, or if the upright pole is knocked down, there is NO TIME.
- J. STAKE RACE PATTERN.





## **SC-301. Ranch Classes General Rules**

- A. The Ranch Horse classes are designed to show the overall ability of the horse to perform skills necessary to those of the all-around ranch horse.
1. No horses less than 3 years of age may be exhibited.
  2. If Ranch Classes are being held by an affiliate organization the classes will be judged by the affiliate organizations rules.
- B. When possible, it is recommended that this competition be held outside and in an open space which simulates ranch terrain. The use of natural obstacles is also encouraged.
- C. Sitting the regular trot and lope is recommended; though standing in the stirrups at the extended trot and extended lope, or posting the extended trot is acceptable. Holding the saddle horn with either hand will not be penalized in any Ranch Horse class.
- D. AWARDS AND RECOGNITION:
1. Current APHA point system will apply and awarded per individual class.
  2. Each individual class is eligible for all APHA titles and awards.
  3. Year-End High-Point Ranch Horse Award- In addition to the above awards, an overall high-point award will be presented in each division (open, amateur, youth, etc.) to the horse earning the most points overall (excluding APHA World Shows) in all classes combined. Horses must earn at least one point in each individual class, Ranch Trail, Ranch Pleasure, Ranch Reining, Ranch Cow Class (Cow Work or Cutting), Ranch Rail Pleasure, and Ranch Riding to be eligible for the Year-End High-Point Ranch Horse award.
- E. CLASSES. Classes may be offered in Open, Amateur, Youth, Youth Walk-Trot, Novice Amateur, and Novice Youth divisions unless otherwise stated in the class rules.
- F. Ranch Horse Gaits
- Ordinary Walk – The ranch horse ordinary walk is straight, square, flat-footed, relaxed. The horse moves freely with no anticipation to move to the next gait.
  - Extended Walk – The ranch horse extended walk is straight, square, and flat-footed, relaxed, and moves out freely with the horse looking ahead. The extended walk shows more length of stride than the ordinary walk.
  - Trot – The ranch horse trot is a square two-beat diagonal trot and is steady, soft, and slow enough for riding long distances.
  - Extended Trot – The ranch horse extended trot shows lengthening of stride from the regular trot with the same cadence that will cause an increase in speed. This gait is level, flat, and steady with the appearance that the horse would hold this gait for long distances.
  - Lope – The ranch horse lope is a 3-beat gait that is cadenced, straight and steady and is comfortable to ride over long distances.
  - Extended Lope – The ranch horse extended lope shows lengthening of stride from the regular lope with the same cadence that will cause an increase in speed. The horse holds the steady gait and increased speed while being under control.
  - BACK. Horses should back on command, quietly, willingly and easily in a straight line without resistance. Jawing, resisting or tossing of the head should be penalized. A Good Back displays balanced and smooth flowing movements with self-carriage. The horse should back straight at least one horse length quietly and without gapping his mouth. The back should be done smoothly with light contact and without hesitation.
- G. Show Management must declare which patterns will be used at least one hour prior to the start of the classes. All riders in the competition shall comply with and follow rules of attire, equipment, class procedures, patterns, judging, and conduct for the class as posted by show management.

## SC-302. Ranch Riding

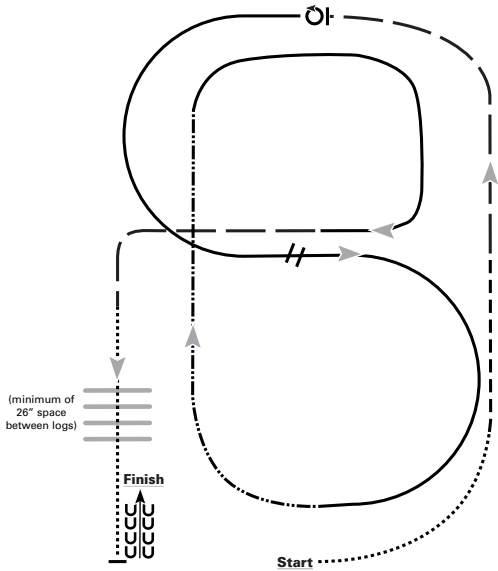
For horses three years of age and older, this class may be offered in Open (Junior, Senior), Amateur, Youth, Novice Amateur, and Novice Youth.

1. No horse may cross enter into any other western pleasure or hunter under saddle class at the same show (exception: Ranch Pleasure).
- A. The purpose of the ranch riding class is to measure the ability of the horse to be a pleasure to ride while being used as a means of conveyance from performing one ranch task to another. The horse should reflect the versatility, attitude and movement of a working ranch horse riding outside the confines of an arena. The horse should be well-trained, relaxed, quiet, soft and cadenced at all gaits. The ideal ranch horse will travel with forward movement and demonstrate an obvious lengthening of stride at extended gaits. The horse can be ridden with light contact or on a relatively loose rein without requiring undue restraint, but not shown on a full drape of reins. The overall manners and responsiveness of the ranch riding horse to make timely transitions in a smooth and correct manner, as well as the quality of the movement are of primary considerations. The ideal ranch riding horse should have a natural ranch horse appearance from head to tail in each maneuver.
- B. CLASS REQUIREMENTS:
1. Each horse will work individually, performing both required and optional maneuvers.
  2. The required maneuvers will include the walk, trot, and lope both directions; the extended trot and extended lope at least one direction; as well as stops, and back.
  3. Three optional maneuvers may include a side pass, turns of 360 or more, change of lead (simple or flying), walk, trot or lope over a pole(s); or some reasonable combination of maneuvers that would be reasonable for a ranch horse to perform.
  4. The maneuvers may be arranged in various combinations with final approval by the judge.
  5. The overall cadence and performance of the gaits should be as those described in Ranch Horse Class Gaits with an emphasis on forward movement, free-flowing, and ground covering for all gaits. Transitions should be performed where designated, with smoothness and responsiveness.
  6. No time limit.
  7. One of the suggested fifteen (15) patterns may be used, however a judge may utilize a different pattern as long as all required maneuvers and the three (or more) optional maneuvers are included.
- C. SCORING: The scored between 0-100 points and automatically begins the run with a score of 70 points. The horse/rider team is scored on the quality of each maneuver (e.g., -1 1/2 extremely poor, -1 very poor, -1/2 poor, 0 correct, +1/2 good, +1 very good, +1 1/2 excellent). Maneuver evaluations and penalty applications are to be determined independently. The following penalties will be applied to each occurrence and be deducted from the final score:
1. One (1) point penalties
    - a. Too slow/per gait
    - b. Over-Bridled (per maneuver)
    - c. Out of Frame (per maneuver)
    - d. Break of gait at walk or jog for 2 strides or less
    - e. Wrong lead or out of lead for 2 strides or less
  2. Three (3) point penalties

- a. Break of gait at walk or trot for more than 2 strides
- b. Break of gait at lope, except when correcting an incorrect lead
- c. Wrong lead or out of lead for more than 2 strides
- d. Draped reins (per maneuver)
- e. Severe disturbance of any obstacle
- f. Out of lead or cross-cantering more than two strides when changing leads, trotting more than three strides when making a simple lead change.
- g. Trotting three or more strides in a lope departure from a stop or walk, or when exiting a rollback into a lope.
3. Five (5) point penalties
  - a. Blatant disobedience (kick, bite, buck, rear, etc.)
  - b. Each refusal
4. (OP) Off Pattern. Placed below horses performing all maneuvers
  - a. Eliminates or adds maneuver
  - b. Incomplete maneuver
  - c. Breaking pattern
  - d. Repeated blatant disobedience
  - e. Use of two hands except with snaffle or hackamore; more than one finger between slip reins or any fingers between romal reins (except in two rein).
5. Disqualification (DQ): Lameness, abuse, illegal **equipment including hoof black, braided or banded manes**, tail extensions, disrespect or misconduct, leaving working area before pattern is complete; improper western attire, fall of horse/ rider (run ends; scores will be given for work done but the horse/rider team will be disqualified and will not be placed), **out of control, dangerous, or excessive schooling**. Disqualified entries are counted as an entry in the class but cannot receive points or credits for that class.

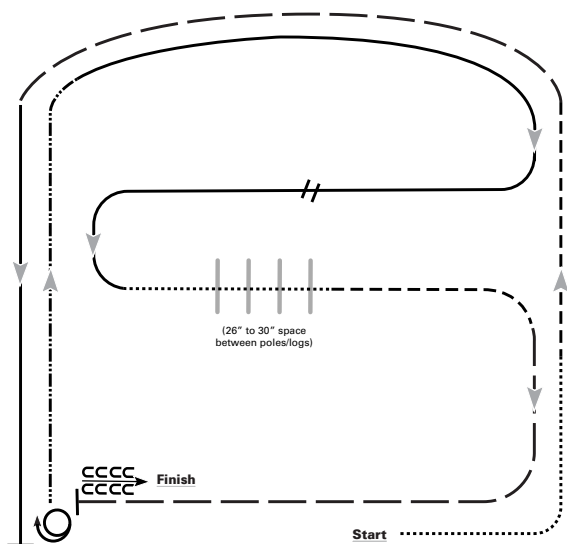
# Ranch Riding Pattern #1

---



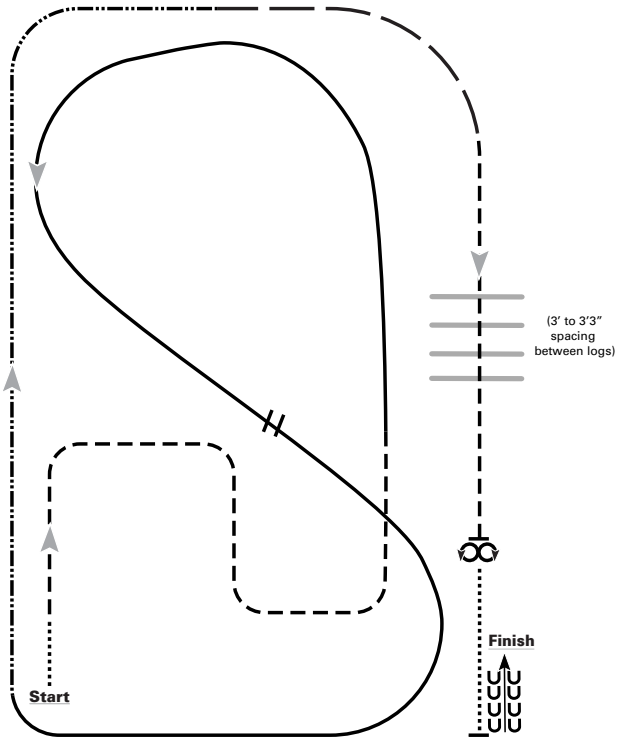
1. Walk
2. Trot
3. Extend the trot ,at the top of the arena, stop
4. 360 turn to the left
5. Left lead ½ circle, lope to the center
6. Change leads (simple or flying)
7. Right lead ½ circle
8. Extended lope up the long side of the arena (right lead)
9. Collect back to a lope around the top of the arena and back to center
10. Break down to an extended trot
11. Walk over poles
12. Stop and back

## Ranch Riding Pattern #2



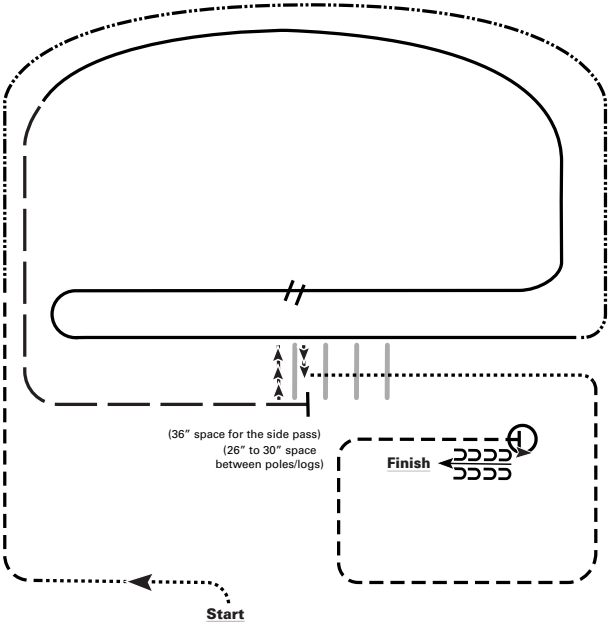
1. Walk
2. Trot
3. Extended trot
4. Left lead lope
5. Stop, 1½ turn right
6. Extended lope
7. Collect to working lope (right lead)
8. Change leads (simple or flying)
9. Walk
10. Walk over logs
11. Trot
12. Extend trot
13. Stop and back

### Ranch Riding Pattern #3



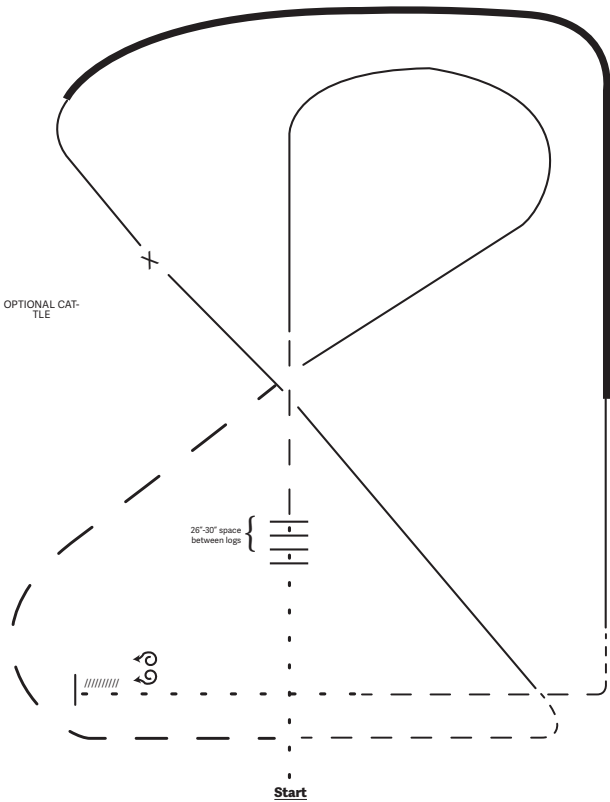
1. Walk
2. Trot serpentine
3. Lope left lead around the end of the arena and then diagonally across the arena
4. Change leads (simple or flying) and
5. Lope on the right lead around end of the arena
6. Extend lope on the straight away and around corner to the center of the arena
7. Extend trot around corner of the arena
8. Collect to a trot
9. Trot over poles
10. Stop, do 360 turn each direction (either direction 1st) (L-R or R-L)
11. Walk, stop and back

**Ranch Riding Pattern #4**



1. Walk
2. Trot
3. Extended lope-right lead
4. Lope-right lead
5. Change leads (simple or flying)
6. Lope left lead
7. Extended trot
8. Stop, side pass left, side pass right, 1/2 way
9. Walk over logs
10. Walk
11. Trot square
12. Stop, 360° turn left, back

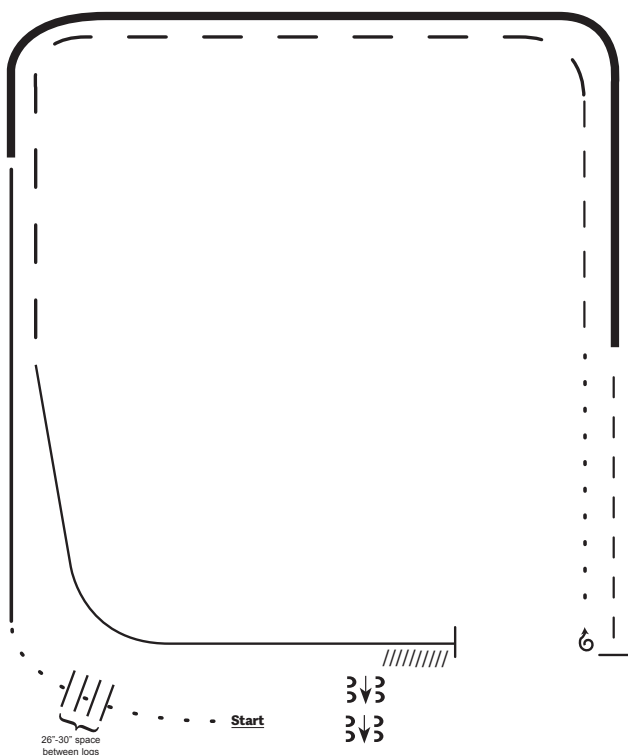
Ranch Riding Pattern #5



1. Walk
2. Walk over logs
3. Trot
4. Lope right lead
5. Extended trot
6. Trot
7. Lope left lead
8. Change leads (simple or flying)
9. Extended lope (right lead)
10. Collect Lope
11. Trot
12. Walk
13. Stop and back
14. 360 degree turn each direction (either direction 1st) (L-R or R-L)



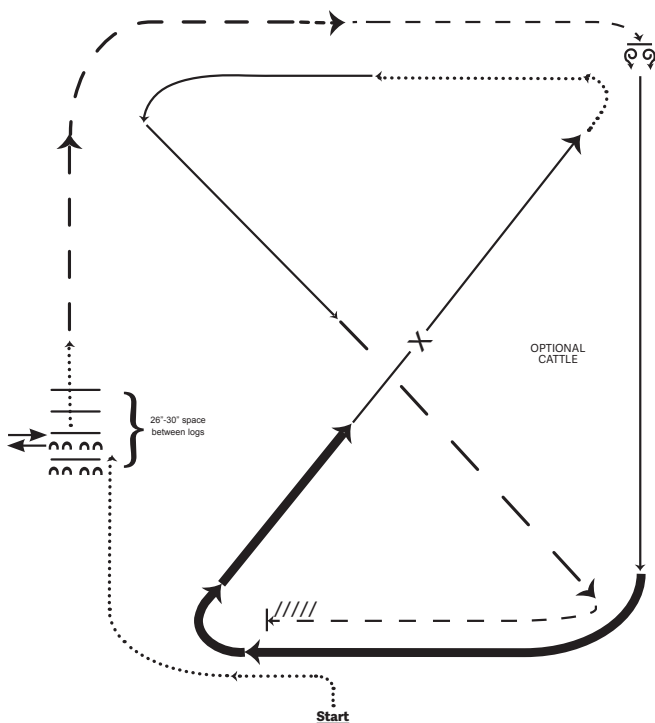
## Ranch Riding Pattern #6



1. Walk
2. Walk over logs
3. Lope right lead
4. Extended lope (right lead)
5. Trot
6. Stop, 1 1/2 turns right
7. Walk
8. Trot
9. Extended trot
10. Lope left lead
11. Stop and Back
12. Side pass right

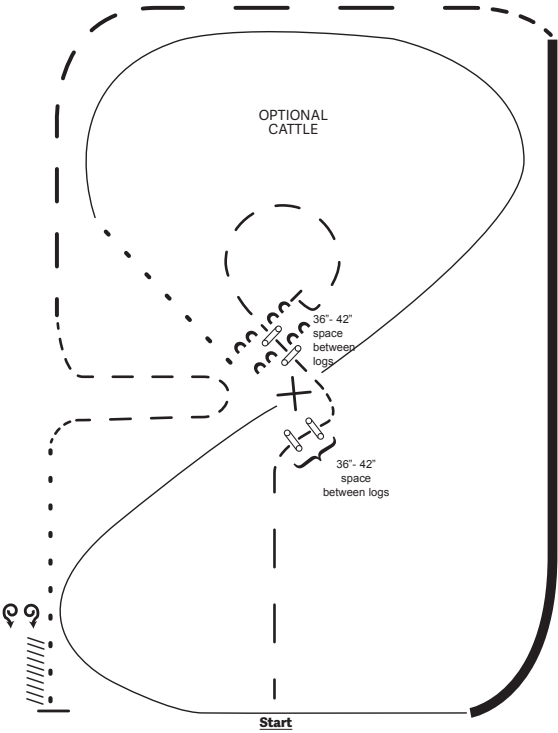


## Ranch Riding Pattern #8



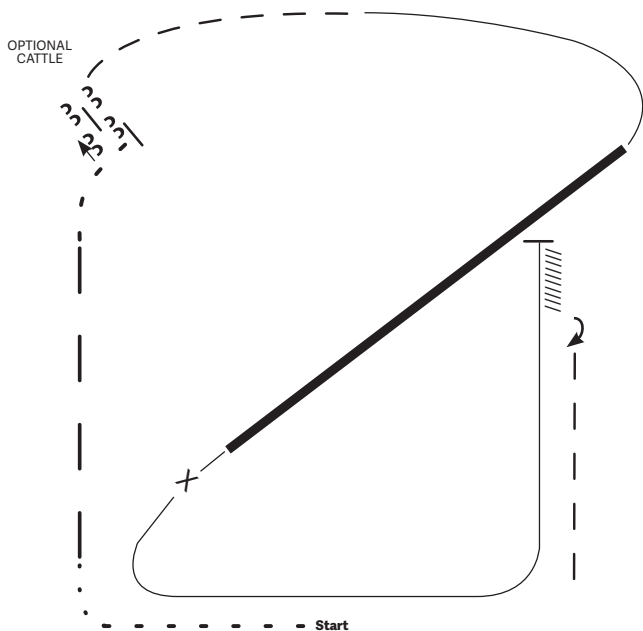
1. Walk
2. Side pass left across first log, side pass 1/2 way to right
3. Walk across logs
4. Extended trot
5. Trot
6. Stop, 360 degree turn each direction (either direction 1st) (L-R or R-L)
7. Lope right lead
8. Extended lope (right lead)
9. Collect lope, change leads (simple or flying)
10. Walk
11. Lope left lead
12. Extended trot
13. Trot
14. Stop and back

# Ranch Riding Pattern #9



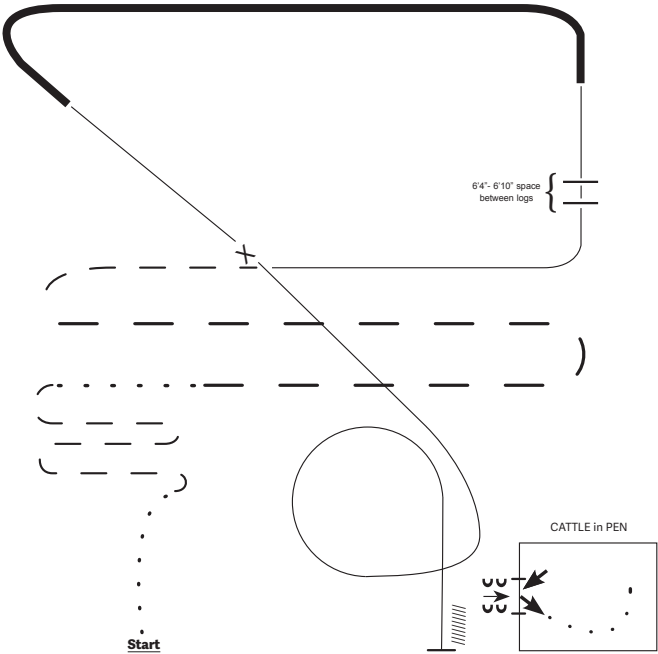
1. Trot
2. Trot two sets of logs
3. Trot circle, stop and side pass log left
4. Walk
5. Lope right lead
6. Change leads (simple or flying)
7. Lope left lead
8. Extended lope (left lead)
9. Extended trot
10. Trot
11. Walk
12. Stop and back
13. 360 degree turn each direction (either direction 1st) (L-R or R-L)

## Ranch Riding Pattern #10



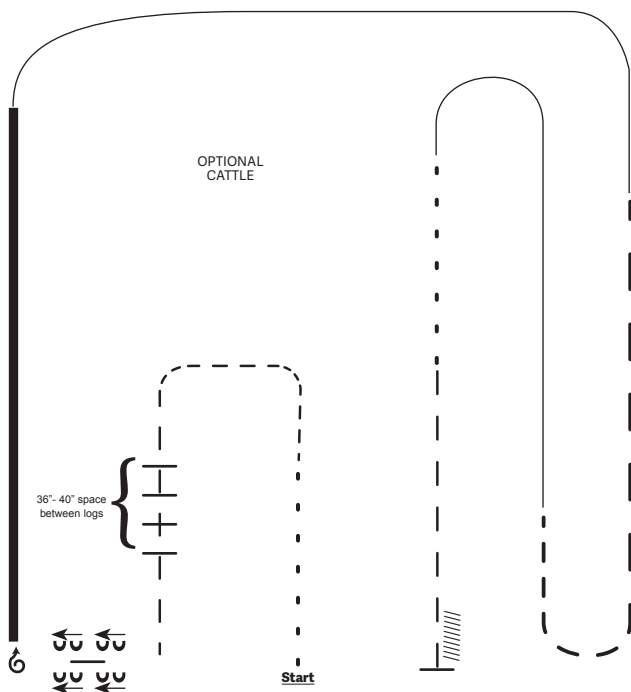
1. Walk
2. Extended trot
3. Walk
4. Stop, side pass log left
5. Trot
6. Lope right lead
7. Extended Lope (right lead)
8. Collect lope and change leads (simple or flying)
9. Lope left lead
10. Stop and back
11. 180 turn to right
12. Trot

# Ranch Riding Pattern #11



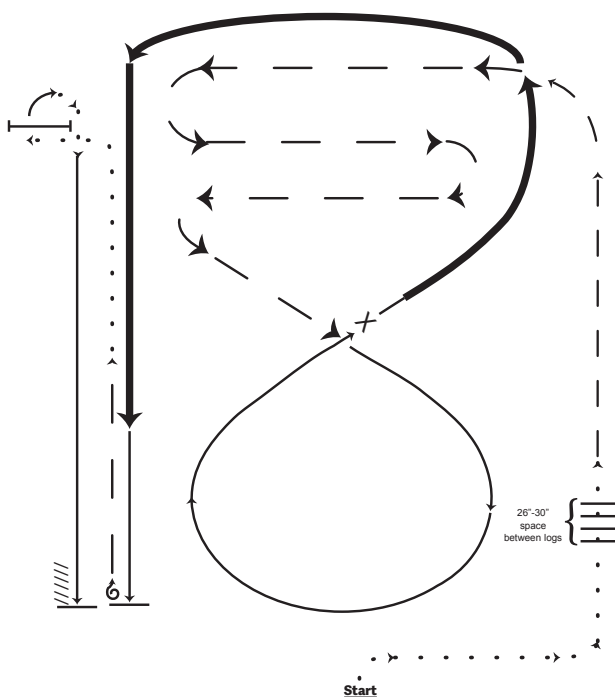
1. Walk
2. Trot serpentine
3. Walk
4. Extended trot
5. Trot
6. Lope left lead
7. Lope over logs
8. Extended lope (left lead)
9. Collect lope, change leads (simple or flying)
10. Lope right lead
11. Lope circle
12. Stop and back
13. Side pass to gate, left hand push into pen
14. Walk through cattle, right hand push out

## Ranch Riding Pattern #12



1. Walk
2. Trot
3. Trot logs
4. Side pass right
5. 1 1/2 turns right
6. Extended lope (right lead)
7. Lope right lead
8. Extended trot
9. Lope left lead
10. Walk
11. Trot
12. Stop and back

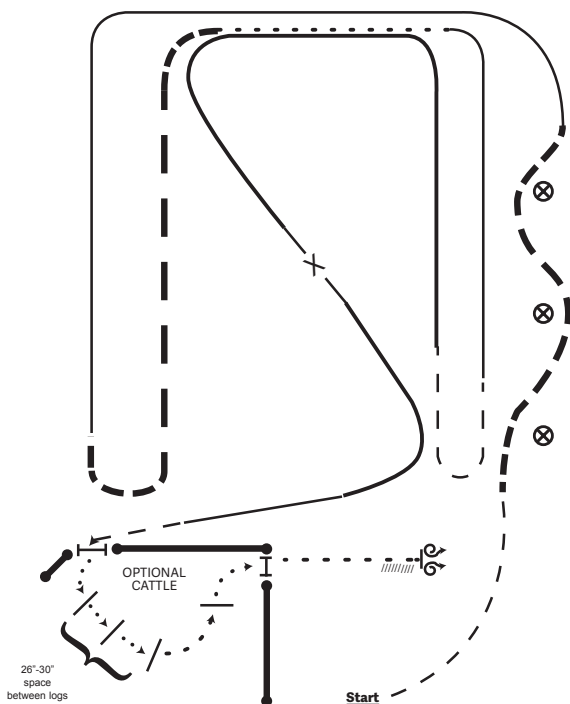
### Ranch Riding Pattern #13



1. Walk
2. Walk over logs
3. Trot
4. Extended trot serpentine
5. Lope right lead
6. Change leads (simple or flying)
7. Extended lope (left lead), collect lope
8. Stop, 1 1/2 turn, either direction
9. Trot
10. Walk to gate
11. Right hand push gate
12. Walk, lope left lead
13. Stop and back

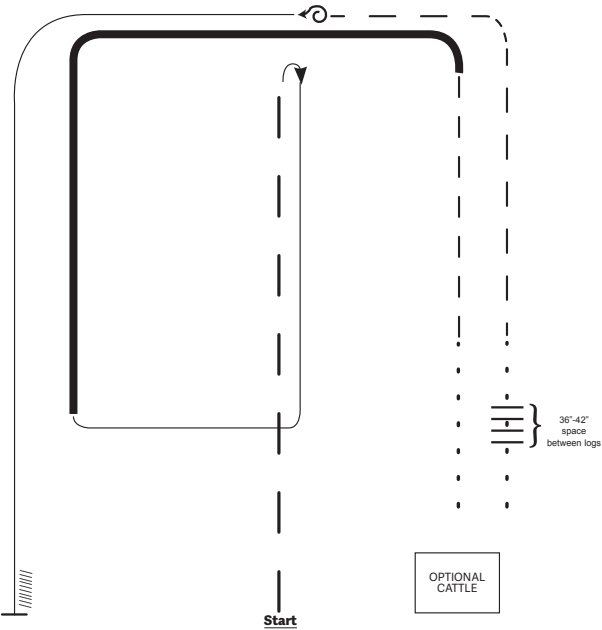


## Ranch Riding Pattern #14



1. Trot
2. Extended trot
3. Lope left lead
4. Extended trot
5. Walk
6. Lope right lead
7. Trot
8. Extended lope (left lead)
9. Collect lope, change leads (simple or flying), extended lope (right lead), collect lope
10. Trot
11. Left hand push gate into pen
12. Walk over logs
13. Right hand push gate out of pen
14. Walk
15. Stop, 360 degree turn each direction (either direction 1st) (L-R or R-L)
16. Back

# Ranch Riding Pattern #15



1. Extended trot
2. Stop, rollback right
3. Lope right lead
4. Extended lope (right lead)
5. Trot
6. Walk
7. Walk over logs
8. Walk
9. Trot
10. Stop, 360 left
11. Lope left lead
12. Stop and back

### **SC-303. Ranch Rail Pleasure**

- A. For horses three years of age and older, this class may be offered in Open (Junior, Senior), Amateur, Youth, Novice Amateur, and Novice Youth divisions.
1. No horse may cross enter into any other western pleasure or hunter under saddle class at the same show (exception: Ranch Pleasure)
- B. This class is intended as a rail class but individuals working off the rail will not be penalized, and in fact, riders are encouraged to use adequate space given the extension of gaits required.
- C. The ranch rail pleasure class measures the ability of the horse to be a pleasure to ride while being used as a means of conveyance from one ranch task to another and should reflect the versatility, attitude, and movement of a working horse. The horse should be well-broke, relaxed, quiet, soft and cadenced at all gaits. The horse should be ridden on a relatively loose rein with light contact and without requiring undue restraint. The horse should be responsive to the rider and make timely transitions in a smooth and correct manner. The horse should be soft in the bridle and yield to contact. The ideal ranch rail pleasure horse should have a natural head carriage at each gait. In all gaits, movement of the ranch rail pleasure horse should simulate a horse needing to cover long distances, softly and quietly, like that of a working ranch horse. This class should show the horse's ability to work at a forward, working speed while under control by the rider. Light contact should be rewarded and horse shall not be shown on a full drape of reins. The overall manners and responsiveness of the horse while performing the maneuver requirements and the horse's quality of movement are the primary considerations. All horses will be judged at the walk, extended walk, trot, extended trot, lope, extended lope, and back as well as on all transitions. Extended gaits must be asked for at least one direction.
- D. Class Procedure. All horses will be judged at the walk, extended walk, trot, extended trot, lope, extended lope, and back as well as on all transitions. Extended gaits must be asked for at least one direction. Horses are to be reversed to the inside away from the rail. Horse must reverse at a walk or a trot at the discretion of the judge, but shall not be asked to reverse at the lope, extended trot or extended lope.
- E. Part of the evaluation of this class is on smoothness of transitions. A horse may be collected from the extended trot as the horse moves into the lope. The transition from the extended lope down to the trot is a transition to the seated trot, not the extended trot. Therefore, an extra cue to achieve this gait is expected. Horses that complete this total transition within three strides calmly and obediently should be rewarded. Horses that attempt to stop or do stop prior to trotting will be penalized. Judges expect to see horses that have been trained to respond to cues. To see these cues applied discretely and the horse responding correctly could be a credit earning situation.
- F. Ranch Rail Pleasure Penalties.** A contestant shall be penalized each time the following occur:
1. Too slow/per gait.
  2. Over-bridled.
  3. Out of frame.
  4. Break of gait at walk or jog for 2 strides or less.
  5. Break of gait at walk or jog for more than 2 strides.
  6. Break of gait at lope.
  7. Wrong lead or out of lead.
  8. Draped reins.
  9. Out of lead or cross-cantering more than two strides.
  10. Trotting more than three strides when taking lead.

11. Blatant disobedience (kick, bite, buck, rear, etc.).
  12. Major disobedience or schooling.
  13. Spurring in front of cinch.
  14. Use of either hand to instill **fear**.
  15. Disqualification (DQ): Lameness, abuse, illegal equipment **including hoof black, braided or banded manes, tail extensions**, disrespect or misconduct, leaving working area before pattern is complete; improper western attire; fall of horse/ rider (run ends; scores will be given for work done but the horse/rider team will be disqualified and will not be placed), **reversing to the outside into the rail, out of control, dangerous, or excessive schooling**. Disqualified entries are counted as an entry in the class but cannot receive points or credits for that class.
- G. For shows conducted in international countries, the exhibitor has the option of using the traditional attire of the country.
- H. Class shall work both ways of the ring at all requested gaits.

### SC-304. Ranch Pleasure

Classes may be offered in Open, Amateur, Youth, Youth Walk-Trot, Novice Amateur, and Novice Youth divisions.

- A. No horse may cross enter into any other western pleasure or hunter under saddle class at the same show.
- B. The purpose of the ranch horse pleasure class is to measure the ability of the horse to be a pleasure to ride while being used as a means of conveyance from performing one ranch task to another. The horse should reflect the versatility, attitude and movement of a working ranch horse riding outside the confines of an arena. The horse should be well-trained, relaxed, quiet, soft and cadenced at all gaits. The ideal ranch horse will travel with forward movement and demonstrate an obvious lengthening of stride at extended gaits. The horse can be ridden with light contact or on a relatively loose rein without requiring undue restraint, but not shown on a full drape of reins. The overall manners and responsiveness of the ranch pleasure horse to make timely transitions in a smooth and correct manner, as well as the quality of the movement are of primary considerations. The ideal Ranch pleasure horse should have a natural head carriage at each gait.
- C. Show management may run Ranch Pleasure and Ranch Horse Trail concurrently.
- D. Horses shall be shown individually, and the Class may be conducted inside or outside of an arena. The pattern may be started either to the right or left direction.
- E. If the Class is held inside an arena, the course shall be set up to make approximately one pass of the arena in each direction. Show management has the option to set markers to designate gait changes.
- F. When establishing the course, the following distances are suggested. Patterns may begin in either direction.

#### PATTERN 1

- Extended Walk- 75 feet
- Trot- 120 feet
- Extended Trot- 240 feet
- Lope- 150 feet
- Stop; reverse (either direction)
- Walk- 30 feet
- Lope- 150 feet
- Extended Lope- 200 feet
- Trot- 90 feet
- Stop and Back.

#### PATTERN 2

- Ordinary Walk- 30 feet
- Lope – 150 feet

- Extended Lope – 200 feet
- Trot – 120 feet
- Stop and Reverse (either direction)
- Extended Walk – 75 feet
- Trot – 90 feet
- Extended Trot – 240 feet
- Lope – 150 feet
- Stop and Back

#### PATTERN 3

- Ordinary Walk- 30 feet
- Lope- 150 feet
- Extended Trot- 240 feet
- Trot- 120 feet
- Stop and Reverse (either direction)
- Trot- 90 feet
- Lope- 150 feet
- Extended Lope- 200 feet
- Extended Walk- 75 feet
- Stop and Back

#### PATTERN 4

- Trot- 120 feet
- Extended Walk- 75 feet
- Lope- 150 feet
- Extended Trot- 240 feet
- Stop and Reverse (either direction)
- Lope- 150 feet
- Extended Lope- 200 feet
- Ordinary Walk- 30 feet
- Trot- 90 feet
- Stop and Back

#### PATTERN 5

- Lope- 150 feet
- Extended Lope- 200 feet
- Ordinary Walk- 30 feet
- Trot- 120 feet
- Stop and Reverse (either direction)
- Extended Trot- 240 feet
- Trot- 90 feet
- Extended Walk- 75 feet
- Lope- 150 feet
- Stop and Back

- G. Optional pattern may be used if all elements of the class are fulfilled as follows:- Horses will be shown individually at three gaits; walk, trot, and lope, in each direction of the arena, an extended trot and extended lope at least one direction of the ring- Horses will also be asked to reverse, stop and back.
- H. CREDITS AND PENALTIES. Part of the evaluation of this class is on smoothness of transitions. A horse may be collected from the extended trot as the horse moves into the lope. The transition from the extended lope down to the trot is a transition to the seated trot not the extended trot. Therefore, an extra cue to achieve this gait is expected. Horses that complete this total transition within three strides calmly and obediently should be rewarded. Horses that attempt to stop or do stop prior to trotting will be penalized. Judges expect to see horses that have been trained to respond to cues. To see these cues applied discretely and the horse responding correctly could be a credit-earning situation.

1. SCORING: Each horse/rider team is scored between 0-100 points and automatically begins the run with a score of 70 points. The horse/rider team is scored on the quality of each maneuver (e.g., -1 1/2 extremely poor, -1 very poor, -1/2 poor, 0 correct, +1/2 good, +1 very good, +1 1/2 excellent). Maneuver evaluations and penalty applications are to be determined independently. The following penalties will be applied to each occurrence and be deducted from the final score:

- One (1) Point: Over-bridled (per maneuver), out of frame (per maneuver), too slow, break of gait at walk or trot for two (2) strides or less, wrong lead or out of lead for 2 strides or less.
- Three (3) Point: Wrong lead or out of lead for more than 2 strides, draped reins (per maneuver), break of gait at lope, break of gait at walk or trot for more than two (2) strides, trotting three or more strides in a lope departure from a stop or walk, or when exiting a rollback into a lope.
- Five (5) Point: Spurring in front of cinch, blatant disobedience, use of either hand to instill **fear**.
- Off-Pattern (OP): Breaking pattern, repeated disobedience. Use of two hands (except in snaffle bit or hackamore), More than one finger between split reins or any fingers between romal reins (except two rein); Cannot place above others who complete pattern correctly.
- Disqualification (DQ): Lameness, abuse, illegal **equipment including hoof black, braided or banded manes, tail extensions**, disrespect or misconduct, leaving working area before pattern is complete; improper western attire. Fall of horse/ rider (run ends; scores will be given for work done but the horse/rider team will be disqualified and will not be placed), **out of control, dangerous, or excessive schooling**. Disqualified entries are counted as an entry in the class but cannot receive points or credits for that class, Disqualified entries are counted as an entry in the class but cannot receive points or credits for that class.

## SC-305. Ranch Trail

Classes may be offered in Open, Amateur, Youth, Youth Walk-Trot, Novice Amateur, and Novice Youth divisions.

- A. No horse may cross enter into any other trail class at the same show.
- B. The ranch trail class should test the horse's ability to cope with situations encountered while being ridden through a pattern of obstacles generally found, during the course of, everyday ranch work. The horse/rider team is judged on the correctness, efficiency and pattern accuracy with which the obstacles are negotiated, and the attitude and mannerisms exhibited by the horse. Judging emphasis is on identifying the well broke, responsive and well-mannered horse which can correctly navigate and negotiate the course.
- C. The ranch trail course will include no less than six (6) and no more than nine (9) obstacles. It is mandatory that the horse be asked to walk, trot and lope during the course. Walk can be part of obstacle score or be scored with the approaching obstacle. Trot must be at least 35 feet and score with approaching obstacle.
- D. Lope must be lead specific, at least 50 feet and score with approaching obstacle. Care must be exercised to avoid setting up any obstacles that may be hazardous to the horse or rider.
- E. When setting courses, management will be mindful that the idea is not to trap a horse/rider team or eliminate it by making an obstacle too difficult. All courses and obstacles are to be constructed with safety in mind to reduce the risk for accidents. Show committee shall have the option of

setting up the trail course to best fit the arena conditions. An outdoor course is recommended if appropriate terrain is available. Each single-performance event can be time consuming, especially with large classes, so it is imperative that time restrictions are placed on this class. The show committee, either through a pilot run or estimation, shall select a course that has a continuous and positive flow that can be negotiated in four minutes or less.

- F. Judges must walk the course and have the right and duty to alter the course if it is not in keeping with the intent of the class. Judges may remove or change any obstacles they deem unsafe, non-negotiable or unnecessarily difficult. Any time a trail obstacle becomes unsafe during a class, it shall be repaired or removed from the course. If the course cannot be repaired and some horses have completed the course, the score for that obstacle shall be deducted from all previous draws in that class.
- G. The course must be designed using the mandatory obstacles and maneuvers plus optional obstacles. Any and all obstacles requiring mount and or dismount, will require management to provide stool/mounting block.
- H. Combining two or more of the obstacles is acceptable
- I. PROHIBITED OBSTACLES: Tarps, water obstacles with slick bottoms, PVC pipe used as a jump or walk over, tires, rocking or moving bridges, logs elevated in a manner that permits such to roll in a dangerous manner.
- J. Mandatory obstacles and/or maneuvers:
  - 1. Ride over obstacles on the ground – usually logs or poles. Walk, trot, or lope may be used, but only one gait is required. Natural logs are recommended.
    - a. Walk-overs: Walk over no more than five logs or poles no more than 10 inches high. The space between logs or poles should be 26-30 inches. The formation may be straight, curved, zigzagged, or raised.
    - b. Trot-overs: Trot over no more than five logs or poles no more than 10 inches high. The space between logs or poles should be 36 to 42 inches. The formation can also be straight, curved, zigzagged, or raised.
    - c. Lope-overs: Lope over no more than five logs or poles no more than 10 inches high. The space between logs or poles should be 6 to 7 feet. The formation can also be straight, curved, zigzagged, or raised.
  - 2. Opening, passing through, and closing gate: Use a gate that will not endanger horse or rider and requires minimum side passing.
  - 3. Ride over wooden bridge: Bridge should be sturdy, safe and negotiated at a walk only. Heavy plywood lying flat on the ground is an acceptable simulation of a bridge. Suggested minimum width shall be 36 inches wide and at least 6 feet long
  - 4. Backing obstacles: Backing obstacles are to be spaced at a minimum of 28 inches. If elevated, 30-inch spacing is required. Back through and around at least three markers. Back through L, V, U, straight or similarly shaped course which may be elevated no more than 24 inches.
  - 5. Side pass obstacle: Any object which is safe and of any length may be used to demonstrate responsiveness of the horse to leg signals. Raised side pass obstacles should not exceed 12 inches.
  - 6. Rope drag: For Open and Amateur classes, ONLY. A rope drag is not to be used in Novice Amateur or Youth Classes. Drag may be a complete figure eight and may begin in either direction. The exhibitor must have the rope dallied on the saddle horn (a full dally or half dally) for the duration of the drag. A full dally is bringing the rope one and a half times around the horn, from the front of the horn around the back, not from behind. A half dally is bringing the rope  $\frac{3}{4}$  of the way around the horn, from the front of the horn around the back, not from behind.

K. OPTIONAL OBSTACLES: Optional obstacles may be used provided the obstacles can be found in everyday ranch work. Optional obstacles from which selections can be made include but are not limited to:

- A jump obstacle whose center height is not less than 14 inches high or more than 25 inches high. Holding the saddle horn is permissible for this obstacle.
- Only live or stuffed animals which would normally be encountered in an outdoor setting may be used but not to be used in an attempt to spook a horse.
- Carry object from one part of the arena to another.
- Remove and replace materials from a mailbox.
- Trot through cones spaced a minimum of 6 feet apart.
- Cross natural ditches or ride up embankments.
- Swing rope or throw rope at a dummy steer head.
- Step in and out of obstacle.
- Put on slicker or coat.
- Stand to mount with mounting block. Stool/Mounting block will be provided.
- Walk through water obstacle.
- Open gate on foot. Stool/Mounting block will be provided.
- Pick up feet.
- Walk through brush.
- Ground tie. (Hobbles are allowed) Stool/Mounting block will be provided.
- Lead at the trot.

L. At show management option the competition trail course may be made available to exhibitors or posted prior to the day of competition. It must be posted at least one hour prior to competition. Printed handouts for exhibitors are helpful and encouraged.

M. CREDITS AND PENALTIES: All runs begin upon entering the pen and any infractions are subject to penalty at that time. The rider has the option of eliminating any obstacle, however this will result in being "off pattern" (OP) and the horse/rider team may not place above others who have completed the pattern correctly. A judge may ask a horse to pass on an obstacle after three refusals or at any time for safety concerns.

N. Credit is given to horse/rider teams who negotiate the obstacles correctly and efficiently. Horses should receive credit for showing attentiveness to obstacles and ability to negotiate through the course when the obstacles warrant it while willingly responding to rider's cues on more difficult obstacles. Quality of movement and cadence should be considered part of the maneuver score for the obstacle.

O. SCORING: Each horse/rider team is scored between 0-100 points and automatically begins the run with a score of 70 points. The horse/rider team is scored on the quality of each maneuver (e.g., -1 1/2 extremely poor, -1 very poor, -1/2 poor, 0 correct, +1/2 good, +1 very good, +1 1/2 excellent). Maneuver evaluations and penalty applications are to be determined independently. The following penalties will be applied to each occurrence and be deducted from the final score:

- One (1) Point Penalties: Over-bridled (per maneuver), out of frame (per maneuver), Each hit, bite or stepping on a log, cone plant or any component of the obstacle, incorrect or break of gait at walk or trot for two (2) strides or less; both front or hind feet in a single-stride slot or space at a walk or trot; skipping over or failing to step into required space; split pole in lope-over; incorrect number of strides, if specified; one to two steps on mount/dismount or ground tie except shifting to balance; Wrong lead or out of lead for less than 2 strides.



- Three (3) Point Penalties: Wrong lead or out of lead for more than 2 strides; draped reins; break of gait at lope; break of gait at walk or trot for more than two (2) strides; Three to four steps on mount/dismount or not on ground tie; Trotting three or more strides in a lope departure from a stop or walk, or when exiting a rollback into a lope; Knocking down or over, or severely disturbing an obstacle; Stepping out of or falling off an obstacle with one foot; Missing or evading part of a log/obstacle that is part of a series of an obstacle with one foot.
- Five (5) Point Penalties: Spurring in front of cinch; blatant disobedience; use of either hand to instill **fear**; stepping out of or falling off an obstacle with more than one foot; dropping an object required to be carried; 1st or 2nd cumulative refusal; letting go of gate, Five or more steps on mount/dismount or ground tie; Missing or evading part of a log/obstacle that is part of a series of an obstacle with more than one foot.
- Off-Pattern (OP): Breaking pattern; Use of two hands (except in snaffle bit or hackamore); more than one finger between split reins or any fingers between romal reins (except two rein); 3rd refusal; repeated blatant disobedience, and failure to dally and remain dallied. Exhibitors cannot place above others who complete pattern correctly.
- Disqualification (DQ): Lameness, abuse, illegal equipment **including hoof black, braided or banded manes, tail extensions**, disrespect or misconduct, leaving working area before pattern is complete; improper western attire; fall of horse/ rider (run ends; scores will be given for work done but the horse/rider team will be disqualified and will not be placed), **out of control, dangerous, or excessive schooling**. Disqualified entries are counted as an entry in the class but cannot receive points or credits for that class.

### SC-306. Ranch Boxing

This class may be offered in Novice Amateur and Novice Youth divisions only.

- A. No horse may cross enter into any other working cow horse class at the same show.
- B. The ideal Ranch horse must also be a cow horse and this class demonstrates and measures the horse's ability to do cow work. In addition, the ideal ranch cow horse should have a natural ranch horse appearance from head to tail in each maneuver. There is a time limit per horse/rider team to perform the work depending on the division and the time begins when the cow is turned into the arena. If the time has not elapsed and the judge is satisfied that all requirements of the class have been met, the judge should blow the whistle one time for the exhibitor to cease work. The judge may blow a whistle at any time for the exhibitor to cease work for safety reasons. Judges will give credit for what they have seen.
  1. New Cow. If time and number of cattle permit, the judge may, at his/her discretion, award new cattle, to enable the contestant to show his/her horse's ability on the cow. The judge may blow his/her whistle at any time during the work. One whistle to terminate the work, two whistles to award a new cow. Only the judge may award a new cow to a contestant to replace a cow that will not honor a horse. If the judge awards a new cow, the exhibitor has the option to refuse the new cow by continuing to work. If the exhibitor accepts the new cow, the time for working the cow will start over. If the exhibitor intends to accept the new cow, the exhibitor must pull up immediately. When multiple judges are scoring, any one of the judges may terminate the work or signal for a new cow.

- C. Exhibitors are allotted fifty (50) seconds to complete the work. The rider shall ride into the arena, face the cattle entry gate, and signal for their cow to be turned into the arena. The cow shall be controlled on the entry end of the arena for 50 seconds to demonstrate the horse's ability to "hold" the cow. If the cow does not immediately challenge the horse, the rider shall aggressively move in on the cow to demonstrate his horse's ability to drive and block the cow on the entry fence.
- D. SCORING: Each horse/rider team is scored between 0-100 points and automatically begins the run with a score of 70 points. The horse/rider team is scored on the quality of each maneuver (e.g., -1 1/2 extremely poor, -1 very poor, -1/2 poor, 0 correct, +1/2 good, +1 very good, +1 1/2 excellent).
- E. All runs begin upon entering the pen. During "Boxing," credit will be given for the horse's expression and its 'cow sense' (i.e., making moves with little rider assistance); holding, controlling, and turning the cow; the amount of work done; and the degree of difficulty of the work.
- F. Maneuver evaluations and penalty applications are to be determined independently. The following penalties will be applied to each occurrence and be deducted from the final score:
- One (1) Point Penalties: Loss of working advantage; Working out of position; Slipping rein; Over-bridled (per maneuver): out of frame (per maneuver).
  - Three (3) Point Penalties: Knocking down the cow without having a working advantage; Losing a cow while boxing.
  - Five (5) Point Penalties: Spurring in front of cinch; Blatant disobedience; Use of either hand to instill **fear**.
  - Off-Pattern (OP): Turning tail; Failure to attempt complete any part of the Class; Repeated blatant disobedience; Schooling after entering the arena prior to calling for cow; Schooling horse between cows, if new cow is awarded. Use of two hands (except in snaffle bit or hackamore); More than one finger between split reins or any fingers between romal reins (except two rein). Cannot place above others who complete pattern correctly.
  - Disqualification (DQ): Lameness; Abuse; Illegal equipment **including hoof black, braided or banded manes, tail extensions**; disrespect or misconduct; leaving the working area before the pattern is complete, improper western attire, fall of horse/ rider (run ends; scores will be given for work done but the horse/rider team will be disqualified and will not be placed), **out of control, dangerous, or excessive schooling**. Disqualified entries are counted as an entry in the class **but cannot receive points or credits for that class**.
- G. At the discretion of show management, a mechanical cow or flag may be used in place of a cow for the cow work portion of the class. If used, the time allotted should be changed to 75 seconds.

### SC-307. Ranch Box Drive

---

This class may be offered in Open, Amateur, Youth divisions.

- A. No horse may cross enter into any other working cow horse class at the same show.
- B. The ideal Ranch horse must also be a cow horse and this class demonstrates and measures the horse's ability to do cow work. In addition, the ideal ranch cow horse should have a natural ranch horse appearance from head to tail in each maneuver. There is a time limit per horse/rider team to perform the work depending on the division and the time shall begin when the gate closes behind the cow after being let into the arena. If the time has not elapsed and the judge is satisfied that all requirements of the class have been met, the judge should blow the whistle one time for the exhibitor to cease work. The judge may blow a whistle at any time for the exhibitor to cease work for safety reasons. Judges will give credit for what they have seen.
1. New Cow. If time and number of cattle permit, the judge may, at his/

her discretion, award new cattle, to enable the contestant to show his/her horse's ability on the cow. The judge may blow his/her whistle at any time during the work. One whistle to terminate the work, two whistles to award a new cow. Only the judge may award a new cow to a contestant to replace a cow that will not honor a horse. If the judge awards a new cow, the exhibitor has the option to refuse the new cow by continuing to work. If the exhibitor accepts the new cow, the time for working the cow will start over. If the exhibitor intends to accept the new cow, the exhibitor must pull up immediately. When multiple judges are scoring, any one of the judges may terminate the work or signal for a new cow.

C. Exhibitors are allotted one (1) minute and forty-five (45) seconds to complete the work, the announcer will give a thirty (30) second left time warning. At one (1) minute forty-five (45) seconds the announcer will call time. Exhibitors are not required to use all the allotted time but must ride until the judge whistles the end of the run or time expires, whichever occurs first.

1. Time shall begin when the gate closes behind the cow after being let into the arena. When there are 30 seconds left, the announcer will announce, 30 seconds remaining and at one minute and forty-five seconds, the announcer will call for time.
2. Judging ends when exhibitor drives the cow past the middle marker the second time, judge ends the run with a whistle/horn or the allotted time ends, whichever occurs first.

D. Pattern. There are four parts to the work: boxing the cow; setting up the cow and driving it down the fence to the opposite end of the arena; and boxing it at the opposite end of the arena, and then driving the cow past the middle marker again. There is no expectation that the exhibitor will make a 'fence turn', rather the drive down the fence demonstrates correct position and control around the corner.

- Part One – Boxing the Cow – The rider shall ride into the arena, face the cattle entry gate, and signal for their cow to be turned into the arena. The cow shall be controlled on the entry end of the arena for a sufficient amount of time to demonstrate the horse's ability to "hold" the cow. If the cow does not immediately challenge the horse, the rider shall aggressively move in on the cow to demonstrate his horse's ability to drive and block the cow.
- Part Two- Set Up Cow and Drive Down Fence to Opposite End of Arena – After the cow has been controlled on the entry end of the arena, the rider shall set the cow up for driving down the side of the arena. When coming out of corner, the horse shall be close enough to cow to demonstrate control with cow against the fence. This distance and control should be maintained for approximately 1/2 to 3/4 the length of arena. Rider will then stop and release the cow and move horse toward center of arena to set the cow up for boxing.
- Part Three – Boxing the Cow at Opposite End of Arena – Move horse toward center of arena to set the cow up for boxing. Again, box the cow for a sufficient time to demonstrate the ability of the horse to contain the cow at that end. If the cow does not immediately challenge the horse, the rider shall aggressively move in on the cow to demonstrate their horse's ability to drive and block the cow on the entry fence.
- Part Four – Drive: After a reasonable amount of time, the contestant shall set up and drive/rate the cow down the fence, opposite fence of the judges, to the opposite end of the arena. When coming out of corner, the horse shall be close enough to the cow to demonstrate control with cow against the fence. This distance and control should be maintained past the center marker and continue until the judge signifies the completion of the run or time expires. The rider will then release the cow.

- E. If at any time a judge feels that the contestant is out of control endangering themselves and/or their horse, the judge may terminate the work, and a score of zero will be given. The judge may blow a whistle once at any time during the work to terminate the run.
- F. Credits and Penalties. All runs begin upon entering the pen; any infractions (such as two hands on the reins, using either hand to instill fear or praise, etc.) are subject to penalty at that time. During "Boxing", credit will be given for the horse's expression and its 'cow sense' (i.e., making moves with little rider assistance); holding, controlling, and turning the cow; the amount of work done; and the degree of difficulty of the work. Credit will be given during "Set Up Cow and Drive Down Fence" for rating the cow; blocking the cow with pressure towards the end of the arena; driving the cow with control down the side of the arena; and controlling a difficult cow.
- G. SCORING: Each horse/rider team is scored between 0-100 points and automatically begins the run with a score of 70 points. The horse/rider team is scored on the quality of each maneuver (e.g., -1 1/2 extremely poor, -1 very poor, -1/2 poor, 0 correct, +1/2 good, +1 very good, +1 1/2 excellent). Maneuver evaluations and penalty applications are to be determined independently. The following penalties will be applied to each occurrence and be deducted from the final score:

- **One point penalties:**

1. *Loss of working advantage*
2. *Working out of position*
3. *Changing sides on the second drive/rate.*
4. *On the first drive, failure to drive past the middle marker.*

- **Three Point Penalties:**

1. *Dangerous Position*
2. *Knocking down the cow without having a working advantage*
3. *Performing a fence turn (whether initiated by horse or rider)*
4. *Failure to drive cow past middle marker on second drive before time expires*

- **Five Point Penalties:**

1. *Spurring or hitting in front of cinch at any time or excessively whipping or spurring the horse*
2. *Blatant disobedience, defined as kicking, biting, bucking, rearing, striking, or obviously insubordinate*
3. *Running the cow into the back fence with force*
4. *If contestant is not in a working position that causes the cow to initiate at least one turn/change of direction on the second boxing phase before crossing the timeline and terminating the work, a five point penalty will be assessed.*

- **Off Pattern (OP) - Cannot place above others who complete pattern correctly**

- a. *Turning tail*
- b. *Use of two hands (except in snaffle bit or hackamore) per maneuver*
- c. *More than one finger between split reins or any fingers between romal reins (except two rein equipment) per maneuver*
- d. *Repeated blatant disobedience*
- e. *Schooling after entering the arena prior to calling for cow*
- f. *Schooling horse between cows, if new cow is awarded*
- g. *Failure to complete any part of the class.*
- h. *On the first drive down the fence, failure to drive the cow past the middle marker after two attempts*

- **Disqualification (DQ):** Lameness; abuse; illegal equipment **including hoof black, braided or banded manes, tail extensions;** disrespect or misconduct; improper western attire, leaving the working area before

pattern is complete, fall of horse/ rider (run ends; scores will be given for work done but the horse/rider team will be disqualified and will not be placed), **out of control, dangerous, or excessive schooling**. Disqualified entries are counted as an entry in the class but cannot receive points or credits for that class.

- Not considered an Entry. Failure of an exhibitor to attempt to complete the work (call for cow). Disqualified entries will count as an entry if both dry and cow work has been attempted.
- Credits
  - a. Maintaining control of cow at all times
  - b. Maintaining proper position
  - c. Degree of Difficulty
  - d. Eye appeal

### **SC-308. Ranch Cow Work (Box, Fence Work, Rope or Circle)**

***Classes may be offered in Open, Amateur and Youth divisions.***

- A. No horse may cross enter into any other working cow horse class at the same show.
- B. The ideal ranch horse must also be a cow horse and this class demonstrates and measures the horse's ability to do cow work. In addition the ideal ranch cow horse should have a natural ranch horse appearance from head to tail in each maneuver. There is a time limit per horse/rider team to perform the work depending on the division and the time begins when the cow is turned into the arena. If the time has not elapsed and the judge is satisfied that all requirements of the class have been met, the judge should blow the whistle for the exhibitor to cease work. The judge may blow a whistle at any time for the exhibitor to cease work for safety reasons. Judges will give credit for what they have seen. Only the judge may award a new cow to a contestant to replace a cow that will not honor a horse. If the judge awards a new cow, the exhibitor has the option to refuse the new cow by continuing to work. If the exhibitor accepts the new cow, the time for working the cow will start over. If the exhibitor intends to accept the new cow, the exhibitor must pull up immediately. When multiple judges are scoring, any one of the judges may terminate the work or signal for a new cow.
- C. Exhibitors in the open, amateur and youth divisions are allotted three minutes to complete the work. When there is one minute left, the announcer will announce, one minute remaining. At three minutes, the announcer will call for time. There are three parts to the class: boxing, fence work and roping or circling.
  - Part One – Boxing the Cow: The rider shall ride into the arena, face the cattle entry gate and signal for their cow to be turned into the arena. The cow shall be controlled on the entry end of the arena for a sufficient amount of time to demonstrate the horse's ability to hold the cow. If the cow does not immediately challenge the horse, the rider shall aggressively move in on the cow to demonstrate his horse's ability to drive and block the cow on the entry fence.
  - Part Two – Fence Work: After the cow has been controlled on the entry end of the arena, the rider shall set the cow up and drive it down either side of the arena. The cow should be turned on the fence at least once in each direction. The first run out for a turn shall be past the half-way mark of the arena. All turns down the side shall be completed before reaching the end fence.
  - Part Three – Roping or Circling: The amateur and youth exhibitor has the option of circling the cow in the middle of the arena in both directions in lieu of roping. An amateur or youth exhibitor may

circle or rope the cow but cannot combine the two to get credit for this portion of the run. Open exhibitors must rope the cow.

- D. To rope the cow, the exhibitor must be carrying a rope when the run starts. The exhibitor may pull up after the fence work, take down the rope and proceed to rope and stop the cow. The exhibitor must then rope the cow and bring it to a stop. In the roping portion of the class, two throws are permitted and the horse will be judged on two maneuvers: tracking/rating and stopping the cow. It is not necessary that the exhibitor catch to receive a score in the roping portion. The catch is legal as long as the cow looks through the loop and the rope pulls tight on any part of the animal's body except the tail. The rope may be tied on or dallied. If the exhibitor does not catch, the horse will be given credit for tracking and rating and will be assessed the appropriate penalty per For shows conducted in international countries, the exhibitor has the option of circling the cow each direction instead of roping or breakaway roping and wearing traditional attire of the country.
- E. To circle the cow, the exhibitor will maneuver the cow smoothly at least 360 degrees in each direction without interference from the fence. The circle's size, symmetry, speed and relative balance from right and left show control. Tightening the circles down with fast head-to-head speed will be a credit situation. The circles should be completed before the cow is exhausted. Once an exhibitor has committed to circling a cow, if the cow falls no new cow will be awarded. The exhibitor will complete the run by riding around the fallen cow to fulfill circling requirements. In the circling portion of the judging, one whistle will terminate the work and two whistles will award a new cow. If Circling, credit will be given when the horse works willingly; acknowledges the cow; and gets close enough to the cow to control the circles. The horse/rider will be scored each direction of the circles
- F. All runs begin upon entering the pen. During Boxing, credit will be given for the horse's expression and its cow sense (i.e., making moves with little rider assistance); holding, controlling, and turning the cow; the amount of work actually done; and the degree of difficulty of the work. Credit will be given during Fence Work for making the first run past the center of the arena; making turns right on the cow; and controlling a difficult cow. If Roping, credit will be given for rating and following cow to allow rider the optimal roping position; stopping hard; and staying in the ground during the hold.
- G. SCORING. Each horse/rider team is scored between 0-100 points and automatically begins the run with a score of 70 points. The horse/rider team is scored on the quality of each maneuver (e.g., -1 1/2 extremely poor, -1 very poor, -1/2 poor, 0 correct, +1/2 good, +1 very good, +1 1/2 excellent). Will be judged by the horse's performance and natural ability. Maneuver evaluations and penalty applications are to be determined independently. The following penalties will be applied to each occurrence and be deducted from the final score:
- One (1) point: Over-bridled (per maneuver); out of frame (per maneuver); loss of working advantage; Using the corner or the end of the arena to turn the cow when going down the fence; changing sides of arena to turn cow; for each length horse runs past cow; working out of position; slipping rein; failure to drive cow past middle marker on first turn; two-loop catch in amateur and youth classes.
  - Two (2) point: Going around the corner of the arena before turning cow; when working an animal in the open field (at least 20' from the side of arena) and the animal gets within 3 feet from the end

fence before being turned; an illegal catch (loop fails to pass over head or pulls tight on tail only); or failure to catch if roping in amateur and youth classes.

- Three (3) point: Exhausting or overworking the cow before circling or roping; hanging up on the fence (refusing to turn); knocking down the cow without having a working advantage; two-loop catch when roping in open class.
  - Five (5) point: Failure to turn the cow both directions on the fence; spurring in front of cinch; Blatant disobedience; use of either hand to instill **fear**, an illegal catch (loop fails to pass over head or pulls tight on tail only); or failure to catch when roping, in open class.
  - Off-Pattern (OP): Turning tail; failure to attempt any part of the class (includes no attempt at roping in the open/cowboy divisions); repeated blatant disobedience; schooling after entering the arena prior to calling for cow; schooling horse between cows if new cow is awarded, or complete loss of rope in open/cowboy class; complete loss of rope in amateur or youth classes, once committed to roping; use of two hands (except junior and horses shown in a snaffle bit/hackamore), more than one finger between split reins or any fingers between romal reins (except in the two-rein). Cannot place above others who complete pattern correctly.
  - Disqualification (DQ): bringing the cow straight over backwards landing on its back or head with all four feet in the air; lameness; abuse; illegal equipment; disrespect or misconduct; leaving arena before run is complete; improper western attire; fall of horse/rider
- G. If the open rider runs out of time to rope, there will be no credit for the stop/hold maneuver and a 5 point penalty for failure to catch. Riders may still earn credit for tracking/ rating, control/position and speed/ degree of difficulty.

### **SC-309. Ranch Reining.**

This class may be offered in Open, Amateur, Youth, Youth Walk-Trot, Novice Amateur and Novice Youth divisions.

- A. No horse may cross enter into any other reining class at the same show.
- B. Patterns may be chosen from any APHA Working cow horse, reining, Ranch Horse Reining, or patterns approved by the show management and judge.
- C. CREDITS: All runs begin upon entering the pen and any infractions are subject to penalty at that time such as two hands on the reins, using either hand to instill fear or praise, etc.
- D. The ranch reining class measures the ability of the ranch horse to perform basic handling maneuvers with a natural head carriage in a forward-looking manner. To rein a horse is not only to guide him but also to control his every movement. The best reined horse should be willingly guided or controlled with little or no apparent resistance and dictated to completely. Any movement on his own must be considered a lack of control. All deviations from the exact written pattern must be considered a lack of or temporary loss of control and therefore a fault that must be marked down according to severity of deviation. The horse/rider team's overall performance should be credited for smoothness, finesse, attitude, quickness and authority of performing various maneuvers while using controlled speed which raises the degree of difficulty and makes the horse/ rider team more exciting a pleasing to watch.
- E. To rein a horse is not only to guide him but also to control his every movement. The best reined horse should be willingly guided or controlled with little or no apparent resistance and dictated to completely. Any movement on his own must be considered a lack of control. All deviations from the exact written pattern must be considered a lack of or temporary

loss of control and therefore a fault that must be marked down according to severity of deviation. The horse/rider team's overall performance should be credited for smoothness, finesse, attitude, quickness and authority of performing various maneuvers while using controlled speed which raises the degree of difficulty and makes the horse/rider team more exciting a pleasing to watch.

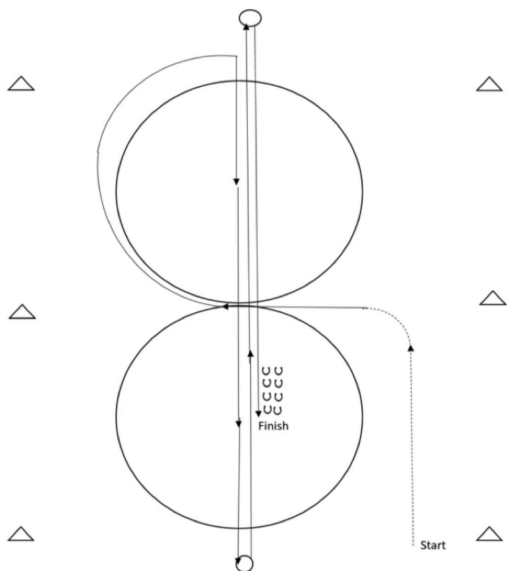
F. SCORING: Each horse/rider team is scored between 0-100 points and automatically begins the run with a score of 70 points. The horse/rider team is scored on the quality of each maneuver (e.g., -1 1/2 extremely poor, -1 very poor, -1/2 poor, 0 correct, +1/2 good, +1 very good, +1 1/2 excellent). Maneuver evaluations and penalty applications are to be determined independently. The following penalties will be applied to each occurrence and be deducted from the final score:

- One-half (1/2) Penalties: Starting a circle or exiting a rollback at a trot for up to two (2) strides; delayed change of lead by one stride where the lead change is required by the pattern description; failure to remain a minimum of twenty feet from the wall or fence when approaching a stop and/or roll-back; over-spin or under-spin up to 1/8 turn.
- One (1) Point Penalties: Over-bridled (per maneuver), out of frame (per maneuver), out of lead in the circles, figure eights or around the end of the arena (this penalty is cumulative and will be deducted for each quarter of a circle the horse is out of lead); Over or under spinning 1/8 to 1/4 turn. Slipping rein.
- Two (2) Point Penalties: Break of gait; freeze up in spins or rollbacks; failure to stop or walk before executing a lope departure on trot-in patterns; failure to be in a lope prior to the first marker on run-in patterns; failure to completely pass the specified marker before initiating a stop position, When starting a circle, run-down or exiting a rollback, trotting beyond two strides but less than 1/2 circle or 1/2 length of the arena.
- Five (5) Point Penalties: Spurring in front of cinch; blatant disobedience; use of either hand to instill **fear**. Excess rein may be straightened anytime during the pattern, provided the rider's free hand remains behind the rein hand.
- Off-Pattern (OP): breaking pattern; inclusion of maneuver (e.g. over or under-spinning, backing more than two (2) strides, etc.); Trotting in excess of 1/2 circle or 1/2 length of the arena; More than one finger between split reins or any fingers between romal reins (except two rein); Use of two hands (except in snaffle bit or hackamore); Excess rein may be straightened anytime during the pattern, provided the rider's free hand remains behind the rein hand. Any attempt to alter tension or length of the reins from the bridle to the rein hand is considered use of two hands and an OP will be applied. Repeated blatant disobedience; Exhibitors cannot place above others who complete the pattern correctly.
- Disqualification (DQ): Lameness, abuse, illegal equipment **including hoof black, braided or banded manes, tail extensions**, disrespect or misconduct, leaving working area before pattern is complete; improper western attire; fall of horse/ rider (run ends; scores will be given for work done but the horse/rider team will be disqualified and will not be placed), **out of control, dangerous, or excessive schooling**. Disqualified entries are counted as an entry in the class but cannot receive points or credits for that class.



## Ranch Reining Pattern #1

---

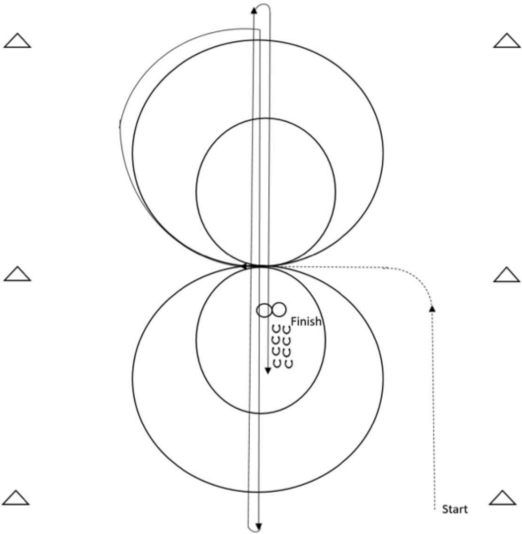


Trot to center of Arena, Stop. Start pattern facing towards Judge.

1. Beginning on the right lead Lope one circle to the right, Change Leads to the left.
2. Complete one circle to the left, Change leads to the right and go to the top of arena.
3. Run down center of arena past the end marker and come to stop.
4. Complete 1 ½ spins to right
5. Run to the other end of the arena, past the end marker and come to a stop.
6. Complete 1 ½ spins to the left.
7. Run past the center marker, stop, back 10 feet.
8. Hesitate to complete pattern.

## Ranch Reining Pattern #2

---

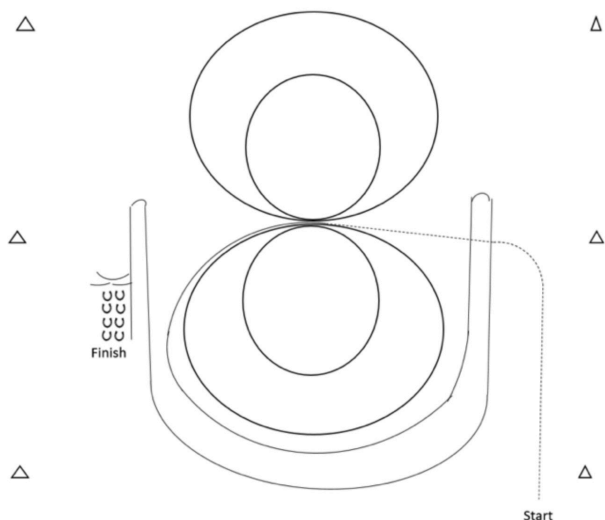


Trot to center of Arena, Stop. Start pattern facing towards Judge.

1. Beginning on the right lead complete two circle to the right, The first circle small and slow, the next circle large and fast, Change leads at the center of arena.
2. Complete two circles to the left, The first circle small and slow, the next circle large and fast, Change leads in the center of the arena.
3. Begin large circle to right, but do not close the circle. Run down center of arena past the end marker and do a right roll back, no hesitation.
4. Run up the middle to the other end of the arena past the end marker and do a left roll back, no hesitation.
5. Run past the center marker, stop, back 10 feet.
6. 1 spin to right, 1 spin to left. Hesitate to complete pattern.

## Ranch Reining Pattern #4

---



Pattern can be a trot or Lope in Pattern

1. Beginning on the left lead complete two circle to the left, The first circle small and slow, the next circle large and fast, Change leads at the center of arena.
2. Complete two circles to the right, The first circle small and slow, the next circle large and fast, Change leads in the center of the arena.
3. Begin large circle to left, but do not close the circle, run down the right side of the arena past center marker, and roll back right, no hesitation.
4. Continue around the end of the arena to run down the left side of the arena past center marker and do a left roll back, no hesitation.
5. Run past the middle marker, Stop, Back up 10 feet, 1/4 turn to right, 1/2 turn to left, 1/4 turn to Right.  
Hesitate to complete pattern.

### **SC-310. Ranch Cutting.**

Classes may be offered in Open, Amateur, Youth, Novice Amateur, and Novice Youth divisions.

- A. No horse may cross enter, into any other cutting class at the same show.
- B. This class is judged on the ability of the horse to work a cow by separating it from the herd and holding it to demonstrate the horse's ability to work the cow. A single cow is cut from the herd and the horse must demonstrate its ability to work the cow. The ideal Ranch Cutting horse should have a natural ranch horse appearance from head to tail in each maneuver.
- C. All equipment for Ranch Horse classes applies.
- D. Objective will be to cut two cows, from the herd and work the cow with the assistance of two turn-back riders and two herd holders. Show management may supply two herd holders and two turn back riders, or exhibitors may supply their own helpers. If an exhibitor is a herd holder or turn back rider, he or she may use the horse that they are competing on or use a different horse. Herd holders' and turn back riders' horses should be American Paint Horses.
- E. In all divisions, there will be a two (2) minute time limit. Each exhibitor must work two head (cows) and has the option of ending their run before the two-minute limit or working the full two minutes.
- F. Time will begin when a rider crosses a time line just prior to entering the herd. Time should not start until contestant crosses a pre-determined and marked timeline. The rider will then quietly separate his/her cow from the herd.
- G. Unnecessary roughness or disturbing the herd excessively could result in disqualification.
- H. Ultimate credit will be given to the horses demonstrating excellence in the herd work by committing to, driving, setting up and working a cow in the center of the arena with minimal disturbance to the herd.
- I. Horses will not be penalized for reining during the cutting portion but should display natural ability.
- J. Each horse/rider team is scored between 0-100 points and automatically begins the run with a score of 70 points. The horse/rider team is scored on the quality of each maneuver (e.g., -1 1/2 extremely poor, -1 very poor, -1/2 poor, 0 correct, +1/2 good, +1 very good, +1 1/2 excellent). Will be judged by the horse's performance and natural ability.
- K. Maneuver evaluations and penalty applications are to be determined independently. The following penalties will be applied to each occurrence and be deducted from the final score:
  - One (1) point: over-bridled (per maneuver), out of frame (per maneuver), losing working advantage; toe, foot, or stirrup on the shoulder; working out of position
  - Three (3) points: cattle picked up or scattered; spurring on shoulder; pawing or biting cattle; back fence; hot quit
  - Five (5) points: horse quitting cow; losing cow; changing cattle after a specific commitment; failure to separate a single animal after leaving the herd; blatant disobedience;
  - Off Pattern (OP): turn tail; failure to cut two cows; repeated blatant disobedience; use of two hands except with snaffle or hackamore; more than one finger between split reins or any fingers between romal reins (except in two rein).
  - Disqualification (DQ): lameness, illegal equipment; excessive disturbance of herd to the point that exhibitor is asked to leave the arena; fall of horse/rider; abuse of an animal in the show arena and/or evidence that an act of abuse has occurred prior to or during the exhibition of a horse in competition; disrespect or misconduct by the exhibitor, improper western attire leaving arena before run is complete.

### SC-311. Ranch Conformation

---

- A. For a show to offer this class the show must also offer at least one other APHA approved ranch horse class
  - 1. No horse may cross enter into any halter class at the same show.
- B. Classes to be offered are:
  - 1. Open Ranch Conformation
  - 2. Amateur Ranch Conformation
  - 3. Youth Ranch Conformation (geldings and mares only)
- C. The purpose of ranch conformation is to select well-mannered individuals that are the most positive combination of balance, structural correctness and movement appropriate for various activities of a working ranch horse.
- D. To be eligible to compete in ranch conformation, the horse must be shown in at least one of the APHA approved ranch horse classes offered by the show.
- E. All sexes will be shown together as one class.
- F. Horse to be shown in a good working halter: rope, braided, nylon or plain leather halter. Silver is discouraged on either halter or lead.
- G. Horses will walk to the judge(s) one at a time. As the horse approaches, the judge(s) will step aside to enable the horse to trot straight to a cone placed 50 feet away. At the cone, the horse will continue trotting, turn to the left and trot toward the left wall or fence of the arena. After trotting, horses will be lined up head to tail for individual inspection by the judge(s).
- H. The judge shall inspect each horse from both sides, front and rear and place the horses in order of preference.
- I. This class will be eligible for ROM, Honor Roll, Superior Event, and APHA Champion.
- J. This class will not be eligible for Grand and Reserve as all sexes show together.

### SC-312. Green Ranch Classes

---

- A. The purpose of Green Ranch Classes is to allow a horse to compete on an entry-level field with horses of the same level of experience. The Green Classes are a stepping-stone to the more advanced level of competition with seasoned horses. This class should be judged according to the purpose of its intent.
- B. Horses, regardless of their age, may be ridden with one hand and a standard Western bit as approved by APHA equipment rules or with two hands and a snaffle bit or bosal as described under APHA equipment rules.
- C. With the exception of eligibility and equipment requirements, the same rules apply in Green Ranch Classes as apply in their corresponding ranch class.
- D. HORSES ELIGIBLE TO COMPETE:
  - 1. Horses in their first year of showing in Ranch Riding, Ranch Pleasure, Ranch Trail, or Ranch Rail Pleasure, or that have shown during previous years in **APHA, PtHA or any other national or international breed or discipline association** in any each of the listed Ranch Horse classes, but have not won more than 25 points (10 points in Zones 12,13,14), or a World or Reserve World Championship, as of January 1 of the current show year. Points from all divisions (excluding Walk-Trot) will count and are cumulative in determining eligibility. In addition, as of January 1 of the current show year, horses may not have won more than \$2,500 in lifetime earnings under saddle in each of the listed Ranch Horse classes at any event in which the earnings are verifiable. Accuracy of eligibility is the responsibility of the owner and exhibitor and is subject to verification.
  - 2. Year Long Eligibility. If a horse is considered eligible on January 1, it may continue to be shown in this class for the calendar year, regardless of points earned.

- E. Horses showing in Green Ranch Classes may also enter their respective Ranch Horse classes at the same show. Green Ranch classes do not count for show all-around or high-point awards.
- F. Points earned in this class will count for APHA Register of Merit, Superior Event and Honor Roll awards only. Points in this class will not count toward any other APHA awards including Breeders' Trust payouts. (World Show points do not count toward year end awards).

### **SC-313. Mounted Shooting**

---

- A. GENERAL RULES. This APHA-approved special event is a fast-action, timed event over specific courses with a high degree of speed and agility from the horse and skilled shooting from the rider.
- B. Competitions may be held by any recognized mounted shooting organization and/or event that is approved by APHA as a special event.
  - 1. Organizations or individuals wishing to stage or sponsor an APHA-approved mounted shooting must obtain approval of the APHA if the results of such events are to be recognized and points are to be awarded to the horses which place sufficiently high in that event. Approval does not carry over from year to year, but must be obtained for each individual event. All rules, regulations and fees pertaining to APHA shows will be followed in APHA Special Events. See Rule SC-096 for complete rules for special event approval.
- C. Classes may be offered in Open, Amateur, Novice Amateur, Youth and Novice Youth.
- D. All APHA Youth and Amateur program rules regarding eligibility and ownership apply.
- E. AWARDS AND RECOGNITION:
  - 1. Current APHA point system will apply.
  - 2. Horses earning Mounted Shooting points are eligible for APHA Register of Merit, Superior Event, APHA Champion, Performance Versatility, Superior Youth Champion, Superior Amateur Champion, Superior All-Around, and Honor Roll awards only. Points in this class will not count towards any other awards including Breeders' Trust payouts. (World Show points do not count toward year-end awards.)
- F. Specific rules governing mounted shooting associations or mounted shooting events are available at each event. If the classes are being held by an affiliate organization, the classes will be judged by the affiliate organization's rules. However, all equipment rules will be in accordance with APHA Rule SC-270.

### **SC-314. Dressage**

---

- A. GENERAL RULES. This APHA approved special event will be offered and approved at United States Equestrian Federation (USEF) and United States Dressage Federation (USDF) licensed competitions.
- B. All APHA Youth and Amateur program rules regarding eligibility and ownership apply.
- C. Classes recognized include Training Level, 1st Level, 2nd Level, 3rd Level, 4th Level, FEI Prix St. George, FEI Intermediate I and II, and FEI Grand Prix.
  - 1. Classes may be offered in Open, Amateur, and Youth divisions and/or other divisions as so specified by USEF/USDF.
- D. Points will be awarded in each division. All points earned will be eligible for existing awards, to include Register of Merit, Superior, APHA Champion, Performance Versatility, Superior Youth Champion, Superior Amateur Champion, Superior All-Around, Honor Roll and Breeders' Trust. (World Show points do not count toward year-end awards.)
  - 1. The percentage score will be converted to a point value.

#### E. Points Conversion Chart.

	% Scores			
	60-65%	66-70%	71-75%	76%+
Training Level	1	2	3	4
Level 1	1.5	3	4.5	6
Level 2	2	4	6	8
Level 3	2.5	5	7.5	10
Level 4	3	6	9	12
FEI	4	8	12	16

### SC-320. Calas and Colas

- A. General Rules. These APHA-approved performance events can be held as a special event or can be utilized as a performance event for show approval and will receive recognition for year-end awards in Zone 13 only. Calas (Mexican-style reining) and Colas (tailing of the bull) are events held in Mexico with rules provided by the Federacion Mexicana de Charrería (FMCH).
- B. Competitions in Mexico will be held at existing events hosted by the Mexican Paint Horse Club and must be approved by one of these entities before application is forwarded for approval by the APHA as a special event.
- C. Classes may be offered in (Open, Amateur, Novice Amateur, Youth and Novice Youth divisions).
- D. All APHA Youth and Amateur program rules regarding eligibility and ownership apply.
- E. AWARDS AND RECOGNITION:
1. Current APHA point system will apply.
  2. Horses earning Calas and Colas points are eligible for Register of Merit, Superior Event, APHA Champion, Performance Versatility, Superior Youth Champion, Superior Amateur Champion, Superior All-Around, and Honor Roll awards only. Points in these classes will not count towards any other awards including Breeders' Trust payouts.
- F. See Mexican Paint Horse Club for specific rules governing each class. For questions or comments, please contact Mexican Paint Horse Club in Espanoles, 292 Col. La Duraznera Tlaquepaque, Jalisco C.P. 4550 or [arceopainthorse@gmail.com](mailto:arceopainthorse@gmail.com) Tel 33 3126 2440 55 6416 1402.

### SC-325. Solid Paint-Bred/Breeding Stock Rules

- A. SOLID PAINT-BRED/BREEDING STOCK PROGRAM.
1. Effective January 1, 2025, horses registered in the Solid Paint-Bred/Breeding Stock and Identification Registries are eligible to compete with Regular Registry horses.

# Judges

---

## **JU-000. Judge Rules and Regulations**

---

The following Rules and Regulations shall become effective January 1 of the current year, and thereupon all Rules and Regulations and parts thereof heretofore in force are hereby repealed.

### **A. JUDGE APPROVAL REQUIREMENTS.**

1. Membership. The following rule in regard to judges is mandatory. A judge must have a current individual membership and be a member in good standing of the APHA. Joint and/or farm/ranch memberships do not satisfy the judge membership requirement. Such membership is required in order to appear in the Paint Horse Journal and is considered delinquent after January 1. Six months after that date, a judge's name will be removed from the list and reapplying as a new judge applicant would be necessary for possible reinstatement.
  2. Qualifications. The qualifications sought among others are: equine expertise, personal character and interest in the Paint Horse breed. An individual's conduct as a member, exhibitor and judge and his ability must be exemplary, and is subject to continual committee review.
  3. Designation A Privilege. Designation as an approved APHA judge is a privilege only, not a right. Subject to Board of Directors review, this privilege may be bestowed by the Judges Committee of the APHA. Subject only to Board of Directors review, the Board of Directors may give the designation or revoke the same in accordance with the procedures set up by the Board of Directors.
  4. Agree To Abide By Board of Directors Decision. Any member or individual approved as an APHA judge agrees to abide by the decision of the Board of Directors, as the final determination of all rights to such status.
  5. Approved Status And Review. A judge's approved status will remain valid and in effect, unless revoked. The judge's approved status is subject to continual review and disposition by the Judges Committee subject to Board of Directors approval.
  6. Attend Judges Seminar. All APHA judges are required to attend an APHA approved judges seminar once every three years. Failure to do so would require reapplying as a new judge applicant..
- B. SELECTION OF JUDGES. Judges must be selected from the current approved list of the American Paint Horse Association effective January 1 of the current year.
- C. RESTRICTED JUDGES.
1. APHA will approve restricted judges in the following classes:
    - a. Working Cow Horse (NRCHA)
    - b. Reining (NRHA)
    - c. Team Penning, Ranch Sorting (USTPA/RSNC)
    - d. Jumping, Equitation Over Fences, Working Hunter, Hunter Hack (USEF)
    - e. Cutting (NCHA)
    - f. Barrel Racing, Pole Bending, Stake Race, (NBHA and/or other recognized speed event organization approved by the APHA).
    - g. Stock/Ranch Horse (ASHA/SHTX and/or other recognized ranch organization that is approved by APHA)
    - h. Mounted Shooting (CMSA and/or other recognized mounted shooting organization that is approved by APHA)
    - i. Dressage (USEF and USDF)
    - j. Halter (WCHA)



- k. Ranch Sorting (RSNC)
- l. Judged Roping (recognized judged roping organization approved by the APHA)
2. For approval to judge these classes the following is required:
  - a. The judge is required to hold a current membership with APHA
  - b. The judge is required to hold judging accreditations from the organizations for the classes in which he/she judges.
  - c. Show management must submit the name of the judge at least 60 days in advance of the show in order to be approved.
  - d. Halter restricted judges must also be approved through the APHA Restricted Judge Program.
- D. SHOW REQUIREMENTS AND RESTRICTIONS FOR JUDGES.
  1. Mileage Requirements Between Shows. No person may judge two (2) shows within two hundred (200) miles (321.869 km) of each other within thirty (30) days. Exception: One- and two-judge shows held separately from a POR and in International Zones 12, 13, and 14 no person may judge two (2) shows within 250 kilometers (155.3 miles) of each other within 30 days.
  2. Number Of Shows.
    - a. Restricted Number. No person may judge more than two (2) approved shows, excluding one or two judge shows held separately from a POR, Special APHA Paint Events, major livestock shows, state fair shows, county fair shows, and district fair shows, or single classes in one (1) state of the United States, one province of Canada or one (1) country other than the U.S. and Canada during one (1) calendar year. Exception: International-only judges may judge up to three (3) approved shows in one(1) country during one (1) calendar year.
    - b. Required Number. An approved APHA judge, in the United States and Canada, must judge at least one APHA horse show each year in order to maintain their APHA judges status including but not limited to Special APHA Paint Events.
  3. Judging Consecutive Shows. No judge shall officiate two (2) consecutive times at the same show or set of shows or contest. Exception one or two judge shows held separately from a POR.
  4. Judges Involved In Show Management. Any APHA approved judge involved in the management of a show cannot officiate as a judge at that show.
- E. JUDGING COMMITMENT. After acceptance of a judging commitment, a judge shall endeavor, with all reasonable effort, to fulfill the commitment.
  1. Inability to fulfill the commitment. A judge shall timely communicate to show managers any inability to fulfill commitment, so as to allow the show manager maximum time in which to seek a suitable replacement. Additionally, the judge shall immediately file with the Association an explanation (written or electronically) of such inability to meet his commitment, specifying the date and manner in which he communicated to the show and with whom he communicated.
  2. Arriving At Prescribed Time. A judge, upon arrival in a city in which he is to officiate should contact an official of the show or contest and advise him of his presence and location. A judge not showing up at the prescribed time without reasonable explanation may be suspended from judging for one year.
  3. Judge Unable To Complete Judging Assignment At Show. Any judge who is unable to complete his judging assignment at the show after arriving on the show grounds shall submit a statement to the APHA.

The show management shall select a suitable replacement and notify the APHA in writing.

F. APPROPRIATE ATTIRE.

1. It is mandatory that all APHA judges wear appropriate western attire including a collared long sleeve shirt or blouse, jacket, tie (for men), pants, ankle length or longer, western hat, and western boots. Exception: religious reasons. Judges, at their discretion, may authorize adjustments to attire due to weather-related conditions.

G. CONDUCT. A person who is an approved APHA judge shall, at all times, whether serving as a judge, spectator, or exhibitor, remember that he/she is a representative of the APHA and should project and conduct himself/herself in a professional manner, and be a model of good sportsmanship. (See JU-000.A.2.)

1. Attendance At Show Prior To Commitment. A judge shall not attend a show, or exhibitor's party, or any other activity in the general location that is connected with a show on the day previous to the show at which he is officiating. Exception: Multi-breed shows, stock shows or fairs and single-judge shows offering a clinic (see Rule SC-100.A.1.)
2. Arrival On Grounds. A judge shall not appear on the show or contest grounds prior to thirty (30) minutes before judging. Exception: Single-judge shows offering a clinic (see Rule SC-100.A.1.)
3. Fraternalization/Perception. A judge shall not visit in the horse barns with owners, exhibitors, trainers, or other judges; inspect or discuss any horse entered in the show or contest; or review the show program until after the entire show has been completed. Exception: Single-judge shows offering a clinic (see Rule SC-100.A.1.)
4. Prohibited Use. APHA judges are prohibited from using tobacco and/or alcohol products, cellular phones, beepers, or electronic communication devices for personal use in the arena during an approved show.
5. Conflict of Interest. An APHA-approved judge shall not have a conflict of interest between APHA's objective and their own personal business or pecuniary interests. Each judge should refrain from using his or her official status to further one's own personal or financial purpose. When such conflict of interest arises, the judge is expected to either withdraw the personal objective from the transaction in question or resign as an APHA-approved judge, so he or she may pursue the personal objective. Breach of this ethical rule shall be subject to review.
  - a. Actions Of Immediate Family Members. Neither the judge nor members of his immediate family shall exhibit or act as agents, representatives in any capacity or handlers of a horse in any approved single-judge or multi-judge show, (or back-to-back show or contest preceding or following the show) at which he is officiating. Immediate family shall include the following: spouse, mother, father, son, daughter, brother, sister, grandchild, grandparent, stepgrandparent, legal ward, in-laws (father, mother, brother, sister, son, daughter), stepchild, stepparent, stepbrother, stepsister, half-brother, half-sister, aunt, uncle, niece, nephew, or solely owned corporation, ranch or farm.
  - b. Horses In Conflict. No horse may be shown to a judge if that judge or members of his immediate family have owned, trained, or acted as agent, conditioned or exhibited the horse, in any class except as secondary handler in Grand or Reserve, within the previous three (3) months.

- c. **Horses Owned Or Exhibited.** A judge shall not judge a horse which is owned or exhibited by anyone from whom he or members of his immediate family have paid or received a salary, commission, or any type of remuneration or consideration, directly or indirectly, within three (3) months of the date of the show in question. **EXCEPTION:** Breeding fees, mare care, vet expenses, shipping fees, or any other fees related to breeding.
- d. **Multi-Judged Shows.** In a multi-judged show, if a judge is confronted with an entry that poses a conflict of interest, the judge shall not judge that entry but that entry will be counted toward the total number of horses in the class. The judge will mark his card and the number of entries and will make a notation on his card that the entry is a conflict. A judge and/or person (s) involved may be suspended for infraction of this rule.
- e. These specific areas of disqualifying conflict of interest are not exclusive and judges are ineligible to judge another's horse; if: 1) if a judge cannot exercise an objective opinion, free from prejudice, bias, or other outside influence because of a connection with an owner, exhibitor, or anyone else connected with the horse; and/or 2) if such connection would appear to others to be of possible bias or impropriety, whether or not the judge feels he/she would be affected.

6. **Horses Owned By The Judge.** No horses owned by the judge or members of his immediate family shall exhibit in any approved single-judge or multi-judge show, (or back to back show or contest preceding or following the show) at which he is officiating (for immediate family, see Rule SC-160.M.)

H. **AUTHORITY AND RESPONSIBILITIES OF APHA JUDGES.** A judge has the authority to place a horse in whatever position in a class **they** think the merit of the horse justifies when compared to the standards for halter classes or movement and gaits for performance classes. **Their** decision shall be final in all cases in the placement of the horses in the class. Once a class has been judged it shall not be rejudged, and once the judge has marked his final record there shall be no changing of places. If clerical corrections, initiated by show official(s) (typically announcer, but could also be show secretary or manager) are made to a judge's card or score sheet, they must be approved and initialed by the judge. Clerical errors must be corrected before the results are submitted to APHA. If such a correction must be made to judge scoresheet or placing card after the judge is no longer at the show, signed corrections must still be made, either physically or electronically.

- 1. The judge must list all contestant numbers through seven (7) entries, including disqualifications.
- 2. **Entry Tally.** Each judge shall be responsible for independently tallying the correct number of entries actually exhibited in each class he/she judges. It is the judge's responsibility to retain these numbers for one year in the event of discrepancies.
- 3. **Eligibility Of Entries.** No judge shall determine the eligibility for registration of an entry in the ring and shall at all times refrain from making comments regarding such.
- 4. **Bad Conduct Of Exhibitor.** A judge may order any person or horse from the competition for bad conduct of one or both.

#### 5. **Judging Of Classes.**

- a. **Main judges should be used to judge all classes offered.**
- b. **Ancillary judges may be used to assist a main judge and the classes to be judged shall be publicized prior to the show. They will be**

aligned with one main judge so that together they judge the full slate of classes offered. An ancillary judge cannot be aligned with more than one main judge at the same show.

c. In a multi-judge situation, all judges do not have to be present in the speed event classes; however, there must be a minimum of one judge judging the classes.

6. Patterns:

- a. Judges are responsible for the correctness of all patterns used in approved classes.
- b. A designated judge will be responsible for initiating a notification procedure for the exhibitor to start the pattern.

7. A judge must submit all APHA-approved score sheets for all scored classes to show management, which should be posted for viewing (electronically or a photocopy) after each class to allow riders to evaluate their performance.

I. COMPLAINTS AGAINST JUDGES. To make a formal complaint against an APHA-approved judge, such complaints must be in writing, signed by the complainant, contain alleged rule violations, date and location within sixty (60) days of the show or contest. If a grievance is filed, the procedures outlined in the disciplinary procedures would be followed (See Rules GR-070.A-K.)

J. REMOVAL OF A JUDGE. Removal of an individual from the Association's list of approved judges for any reason, including, but not limited to, suspension from membership, denial of Association privileges or failure to comply with Association rules, shall be absolute, with no provision for automatic reinstatement.

1. Suspension. Any person suspended by the APHA for cause, excepting by the automatic suspension clause for failure to pay dues and accounts, will be automatically removed from the list of approved judges and must reapply for approval in the usual manner.
2. Regaining Eligibility. Upon regaining eligibility for approved judging status, the individual may apply for reinstatement after the expiration of one (1) year from the date of his qualification under the current procedures for admission of new applicant.

K. FAILURE TO COMPLY WITH RULE JU-000.D.2.b. & REINSTATEMENT. If a judge is removed from the APHA approved Judge's List for failure to comply with Rule JU-000.D.2.b. The judge may apply for reinstatement in the following manner:

1. Written Statement. Stating in writing the reason or reasons the judge failed to comply with Rule JU-000.D.2.b.
2. References. Submitting references from show managers of three events which the applicant has judged within two (2) years of the date the reinstatement application is submitted.
3. Reinstatement Approval. Reinstatement is subject to Board of Directors approval, the Judge's Committee shall be responsible for determining whether or not a reinstatement application is approved.

# Amateur and Novice Amateur Programs

---

## **AM-000. Amateur Program Rules and Regulations**

---

The following Rules and Regulations shall become effective January 1 of the current year, and thereupon all Rules and Regulations and parts thereof heretofore in force are hereby repealed.

## **AM-005. Interpretation of Rules**

---

A. APHA SHOULD APPLY. For any situation not specifically covered by the Amateur program, the American Paint Horse Association (APHA) rules and regulations shall apply.

## **AM-010. Eligibility**

---

A. QUALIFICATION. To qualify as an Amateur exhibitor with the APHA, an individual must meet the following requirements.

1. Age. An individual is considered an Amateur exhibitor when he/she is no longer eligible to show in the Youth program. For Amateur eligibility purposes, the age of an individual as of January 1 will be maintained throughout the calendar year.
2. Remuneration Restrictions.
  - a. For a period of 36 months (three years) prior to the date an application for Amateur status is received in the APHA office, an Amateur may not have shown, ridden, judged, trained or assisted in training a horse for remuneration, either directly or indirectly; not received remuneration for instructing another person in riding, driving or training a horse; nor received remuneration for instructing another person in showing a horse in competition; nor solicited for any of the above.
    - (1) An amateur may appear in advertisements, and/or endorse products or services. Remuneration direct or indirect may be received for these activities.
  - b. An Amateur may not have shown, ridden, trained or assisted in training of a horse for which the individual's immediate family, at the time, accepted any form of remuneration, either directly or indirectly, for training, assisting in training, or showing of said horse in competition for a period of 36 months (three years) prior to the date an application for Amateur status is received in the APHA office.
  - c. Entry Fees/Premium Money. Payment of entry fees and or expenses by anyone other than the Amateur, his/her immediate family, or his/her corporation as defined in AM-020.A is considered remuneration. In the case of non-related exhibitors showing the same horse, exhibitors should pay their own entry fees but may evenly split shared expenses (travel, stalls, etc).
  - d. Amateur Status. Amateur status may be maintained only by continual refusal of remuneration.
  - e. Within the three calendar years previous to application for amateur membership, an individual cannot hold a membership accreditation in the following organizations: Professional Rodeo Cowboys Association, Women's Professional Rodeo Association, (Barrel Racing Only), International Professional Rodeo Association, Professional Women's Barrel Racing and for the same events or classes the individual competes, or desires to compete, in APHA amateur competition. For example, a person who competes in a PRCA roping event may not compete in amateur tie-down roping, dally team roping (heading, heeling, steer stopping) but may show in any other amateur classes. A permit holder is not considered as one who has membership accreditation in a professional organization and may compete in any APHA Amateur classes.

f. Certification as an instructor in equitherapy by Professional Association of Therapeutic Horsemanship International (PATH) or similar organization recognized by APHA, shall not result in amateur ineligibility. Contact APHA to obtain the list of such recognized organizations. To be eligible as an APHA amateur, the accepted instructor may only teach students enrolled with the recognized organization or prescribed such rehabilitation by a licensed medical provider. Any amateur competitor accepted under this provision, shall file such certification with the APHA Amateur Department prior to any competition by such individual.

3. Judges Ineligible. Any approved horse show judge is ineligible.

### **AM-015. Amateur Card Application or Renewal**

---

A. AMATEUR EXHIBITOR CARD. Every exhibitor competing in an Amateur class must possess a current Amateur exhibitor card issued by the APHA, as well as a current APHA membership (see SC-160.A.). All owners must also possess a current APHA membership in order to show in APHA-approved classes. Show management must inspect the current card, legible photocopy of the current card, or a temporary card at each show. Application/renewal for an Amateur card shall be submitted to APHA with applicable fees prior to exhibition. A temporary Amateur card may be applied for through the show secretary at an APHA-approved show. A current APHA membership at the time of application is mandatory. See Rules GR-020.H., SC-160.A. and YP-005.A.5.

1. Amateur exhibitor card holders will be reviewed annually at the time application is made.
2. Falsifying an Amateur Application. Falsifying an Amateur application will result in disciplinary action. Notice requirements and procedures for any such hearings shall be the same as those applicable under disciplinary hearing. See Rule GR-070. Upon notice and hearing, the Board of Directors may revoke the Amateur status of any person who violates any by-law, rule or regulation of the APHA. The decisions of the Board of Directors shall be final. Upon revocation of Amateur card for cause, re-application cannot be made by that individual for thirty six (36) months from date of letter of final notification of Amateur status being revoked.
3. Application and registration as Amateur prohibits the exhibitor from reclassifying as Walk-Trot for the remainder of the calendar year.
4. Annual Fee. There shall be an annual fee for said card. Cards are valid through December 31 of the current year. Fee non-refundable. See fee schedule in front of Rule Book.
5. Rush Fee. Any Amateur cards requested in less than five (5) days from the date they are received in the APHA office or applied for at a show will be considered rush work and a fee, in addition to the regular fee, must accompany the application. Rush fee is non-refundable in the case an application is denied. See fee schedule in front of Rule Book.

### **AM-020. Ownership**

---

A. OWNERSHIP ELIGIBILITY. Any horse exhibited in Amateur classes at APHA-approved shows or shows sponsored by the APHA, or to qualify for the various APHA Amateur points, titles and awards, the Amateur or the Amateur's immediate family must be the current recorded owner of the horse. Immediate family shall include the following: spouse, mother, father, son, daughter, brother, sister, grandchild, grandparent, step-grandparent, legal ward, inlaws (father, mother, brother, sister, son, daughter), stepchild, stepparent, stepbrother, stepsister, half

brother, half sister, aunt, uncle, niece, nephew, solely-owned **or family-owned** corporation, ranch or farm. Persons whose relationship is legally recognized as a domestic partnership or civil union under the laws of the jurisdiction in which they sought such relationship are considered immediate family. Such ownership must be evidenced by the records of the APHA. Throughout the rest of these rules, the above shall stand as ownership requirements. See Rule GR-020.K.1. and RG-035.B.1.

1. Horses Under Show Lease. Amateurs are eligible to show leased horses with the following guidelines:

- a. The horse must be leased to an individual only.
- b. A Show Lease Form must be on file with APHA prior to exhibition of the leased horse. A show lease must be submitted on forms provided by APHA. The form must be signed by both the lessor and lessee, provide the effective date, and be submitted with applicable fees (See fee schedule at front of the Rule Book).
- c. All Show Leases expire on December 31 of the year submitted and must be renewed annually to remain in effect. If it is necessary that the lease be canceled prior to the termination date provided, it may be terminated by written notice giving termination date, signed by both the lessor and lessee. No additional fee shall be charged for termination, whether automatic or by subsequent notice thereof.
- d. The leased horse may be shown by the amateur leasing the horse and the amateur lessee's immediate family members. (See AM-020.A). The lessor and their family will not be recognized as owners for competition purposes during the lease period.
  - 1) A leased horse may be shown by the owner of the leased horse in Zones 12, 13, 14. The owner's immediate family members are not eligible to show the horse.
- e. The lessee must be responsible for all expenses relating to the horse, and records must be made available to APHA upon request.
  - 1) In the case of an owner exhibiting the leased horse, each exhibitor must be responsible for all expenses related to their specific exhibition of the horse.
- f. A Show Lease Certificate from the APHA office must be presented at the time the horse is to be shown by the lessee. If the exhibitor is related to the lessee, the exhibitor must provide their relationship to the lessee (See AM-020.A) when the certificate is presented.
- g. Only one show lease covering a horse will be recognized at a time. Horses may not be leased to a third party at any time, and such action will not be recognized by the Association.
- h. There is no limit to the number of horses that an individual can lease during any given period of time.
- i. Any points, awards or money earned by the lessee during the lease period will be considered the lessee's. Any Breeders' Trust money earned by the horse during the lease period will be sent to the recorded owner as of December 31 of that point year if eligible per current Breeders' Trust Program rules.
- j. In regard to Association procedures, recordation of a show lease authorizes a lessee to execute all documents pertaining to the recognized show activities regardless of any limitations in the actual lease agreement. Enforcement against the lessee of limitation on the use of the horse and/or any other terms of the contract or lease, is the sole responsibility of the lessor. A show

lease does not grant a lessee or lessee's agent authorization to sign breeder's certificate(s), stallion breeding reports, transfers or registration applications for the horse.

- k. During the effective term of the show lease, the Association will not record subsequent changes in ownership until the lease is terminated, unless the transfer shows the lessee as the new buyer. The date of sale in such a case will become the date the lease is terminated.
2. **Horses Owned in Partnership or Jointly.** Horses whose current recorded ownership is in a partnership or jointly owned by any person other than those listed above are not eligible for participation in APHA-approved Amateur classes, for APHA Amateur points, and/or APHA Amateur awards. The Amateur exhibitor must be related to each name listed on the horse's registration certificate and/or every owner of the farm/business/partnership to be eligible to participate in APHA-approved Amateur/Novice Amateur classes.
3. An amateur who is the spouse of a trainer cannot show a horse for which their spouse/trainer has received remuneration for training during the six (6) month period preceding showing of the horse.
4. **College or University Owned Horses.** Students that are eligible to compete as an Amateur or Novice Amateur can show college or university owned horses in APHA-approved Amateur or Novice Amateur competition after meeting the following requirements:
  - a. **Amateur/Novice Amateur Application and Eligibility.** All rules regarding application and eligibility for Amateur or Novice Amateur status shall apply. See Rules AM-010, AM-015, AM-205 and AM-210.
  - b. **Application.** The student must submit an application to APHA requesting permission to show a college or university owned horse. The application must be submitted and approved prior to competing in any APHA-approved shows. If the application is approved or denied, a letter will be sent to the applicant. If the application is approved, the approval letter must be presented to the show secretary when show entries are made. An application must be submitted at the beginning of each semester the student is wishing to compete and must include the following items:
    1. Signature of the college or university equestrian team coach or equine program instructor.
    2. List of horses with which the student is planning to show.
    3. Verification that the student is enrolled in at least 12 credit hours.
    4. Photocopy of student identification.
  - c. For APHA purposes, the spring semester will be from January 1 – June 30 of each year and the fall semester will be from July 1 – December 31 of each year.
- B. **TRANSFER OF OWNERSHIP.** The exhibitor must be able to prove ownership at the time of the show by presenting the APHA registration certificate or a legible photocopy with the correct owner or owner's name printed on the certificate by the APHA office.

## **AM-025. APHA Amateur Titles and Awards**

- A. **APHA RESERVED AMATEUR TITLES AND/OR AWARDS.** All APHA Amateur Titles and/or Awards listed in the APHA Amateur section of the APHA Rule Book are reserved by the APHA for its express use and will



be awarded to the owner of record at the time the award is earned.

- B. **REGISTRATION REQUIREMENTS.** Titles will be awarded to any Amateur and horse, provided said Amateur and horse meet the Title/Award requirements. See Rule SC-165.A-C.
- C. **ONE HORSE-ONE AMATEUR.** Points toward all Titles and Awards will be tabulated on a one horse-one Amateur basis. In the event a horse is sold or leased to any party other than specified in Rule AM-020, any points earned are not transferable and a new start in acquiring points must be made by the new owner/lessee.
- D. **ELIGIBILITY.** The Amateur must meet eligibility and ownership requirements. See Rule AM-010 and AM-020. and the requirements of the Title/Award.
- E. **POINTS.** Amateur points will be awarded as outlined in Rule SC-060.A.  
Exception: Amateur Showmanship at Halter and Amateur Halter points shall be awarded to yearling and older horses provided the Amateur meets eligibility and ownership requirements of Rules AM-010 and AM-020
  - 1. An Amateur may exhibit more than one horse; however, the points earned by the Amateur with each horse will be compiled separately.

### **AM-030. Performance Contest Categories**

- A. **CATEGORIES.** The following performance contests have been divided into twelve categories and are approved for points and/or awards. Exception: Novice Amateur classes categorized in Rule AM-250 do not qualify for the aforementioned Amateur Titles and/or Awards. If a class is not listed in these categories, refer to individual class rules for award eligibility.

- 1. **Category I**

- a. Barrel Racing
- b. Pole Bending
- c. Stake Race
- d. Goat Tying
- e. Team Penning
- f. Ranch Sorting

- 2. **Category II**

- a. Reining
- b. English Versatility Pattern
- c. Western Versatility Pattern
- d. Western Riding
- e. Trail
- f. Utility Driving
- g. Ranch Reining
- h. Ranch Trail
- i. Ranch Riding

- 3. **Category III**

- a. Working Hunter
- b. Hunter Hack
- c. Jumping

- 4. **Category IV**

- a. Cutting
- b. Tie-Down Roping
- c. Timed Team Roping
- d. Team Roping Heading
- e. Team Roping Heeling
- f. Steer Stopping
- g. Breakaway Roping
- h. Working Cow Horse

- i. Boxing

- j. Ranch Box Drive

- k. Ranch Cow Work

- l. Ranch Cutting

- 5. **Category V**

- a. Hunter Under Saddle
- b. Pleasure Driving
- c. Western Pleasure
- d. Ranch Pleasure
- e. Ranch Rail Pleasure

- 6. **Category VI**

- a. Hunt-seat Equitation
- b. Hunt-seat Equitation Over Fences
- c. Showmanship
- d. Western Horsemanship

- 7. **Category VII**

- a. Working Ranch Horse\*

- 8. **Category VIII**

- a. Longe Line
- b. In-Hand Trail

- 9. **Category IX**

- a. Mounted Shooting

- 10. **Category X**

- a. Dressage

- 11. **Category XI**

- a. Competitive Trail Horse\*\*

- 12. **Category XII**

- a. Calas & Cola

\*Points earned prior to May 15, 2015. Class no longer offered.

\*\*Points earned prior to January 1, 2025. Class no longer offered.

### **AM-035. APHA Superior Amateur Champion**

---

- A. TITLE. The title of APHA Superior Amateur Champion will be awarded to any Amateur/horse combination who meet the qualifying rules of AM-010 and AM-020 and these Title/Award requirements. This award shall be retroactive.
- B. UNLIMITED TIME TO EARN POINTS. Points toward an APHA Superior Amateur Champion must be earned at APHA-approved shows or contests and need not be earned in any one year.
- C. POINTS. The Amateur/horse combination must have earned a total of at least 270 points, see Rule SC-060 for method of tabulation, in recognized Amateur halter and performance classes in APHA approved shows.
1. Halter. At least 30 of those points have been won in Amateur halter classes and of the 30 a maximum of 15 points may be earned in the yearling year.
  2. Performance. At least 240 of those points have been won in the Amateur performance classes specified in Rule AM-030, excluding category VIII.
  3. Superior Event. Have earned a Superior in four (4) of the categories specified in Rule AM-030, excluding category VIII.
  4. ROM Requirement. Have earned a ROM in four (4) of the categories specified in Rule AM-030, excluding category VIII in an event other than that in which the qualifying Superiors were won.
- D. AWARD. In the event that this Title is awarded, an appropriate award shall be prepared and presented to the Amateur exhibitor of the said horse **at an APHA Sponsored Event**. A proper notation shall be made in applicable records of the APHA.

### **AM-040. APHA Amateur Champion**

---

- A. TITLE. The title of APHA Amateur Champion will be awarded to any Amateur/horse combination which meet the qualifying Rules AM-010 and AM-020 and the requirements of the Title/Award.
- B. UNLIMITED TIME TO EARN POINTS. Points toward the APHA Amateur Champion title must be earned at APHA-approved shows or contests and need not be earned in any one year.
- C. POINTS. The Amateur/horse combination must have earned a total of forty or more points, see Rule SC-060 for method of tabulation, in recognized Amateur halter and performance classes in APHA-approved shows.
1. Shows and Judges. That the points have been won in five (5) or more Amateur shows or contests and under five (5) or more judges.
  2. Halter. That at least sixteen (16) points have been won in Amateur halter classes. See Rule SC-060. Exception: Points shall be awarded to yearlings in their respective halter classes with a maximum of 10 halter points to qualify for the title.
  3. Performance. That at least sixteen (16) of these points have been won in Amateur Performance classes or contests, and with a minimum of five (5) points each having been earned in at least two (2) categories of Amateur performance contests and cannot be earned in a combination of categories, as set forth in Rule AM-030. NOTE: Categories VI and VIII will not be used for tabulation of the sixteen (16) Amateur performance points for an Amateur Champion.
  4. Remaining Points Needed. The remaining eight (8) points may be earned in any Amateur events listed in Rule AM-030 or AM-090, excluding VIII.
- D. AWARD. **In the event that the title of APHA Amateur Champion is awarded, an appropriate award shall be prepared for the Amateur exhibitor by the APHA office.**

### **AM-045. APHA Amateur Performance Versatility Award**

---

- A. TITLE. The title of APHA Amateur Performance Versatility will be awarded to an Amateur/horse which meet the qualifying Rules AM-010 and AM-020 and the Title/Award requirements.
- B. NO TIME LIMIT. Points toward the Amateur Performance Versatility need not be earned in any one year.
- C. ROM'S. To earn the title of APHA Amateur Performance Versatility, five (5) ROM's must have been earned of which one ROM must have been earned in at least one of the following: Showmanship at Halter, Western Horsemanship (Equitation), Hunt-seat Equitation or Hunt-seat Equitation Over Fences; only one is required, but all four may be used for the award. The remaining four (4) ROM's may be in any event listed under Rule AM-030, excluding those in category VIII.
- D. SUPERIOR EVENT RATING. A superior event rating must have been achieved in one of the five (5) events in which a ROM was earned.
- E. AWARD. In the event the title of APHA Amateur Performance Versatility is awarded, a properly prepared certificate and lifetime show record will be presented by the APHA office.

### **AM-050. APHA Amateur Superior Event Award**

---

- A. TITLE. The title of APHA Amateur Superior Event will be awarded to any Amateur/horse which meet the qualifying Rules AM-010 and AM-020 and the Title/Award requirements.
- B. NO TIME LIMIT. Points toward the APHA Superior Event need not be earned in any one year.
- C. POINTS. To earn the title of APHA Amateur Superior Event the Amateur/horse must have earned fifty (50) or more points in one APHA approved halter or performance event.
  - 1. Each Separate Event. An Amateur/horse combination may receive this title for each separate event in which they have earned fifty (50) points. Yearling Longe Line, 2-Year-Old Longe Line, and Yearling In-Hand Trail are not eligible for this award.
- D. CERTIFICATE. When the title of APHA Amateur Superior Event is awarded, a proper certificate shall be prepared for the Amateur exhibitor by the APHA office.

### **AM-055. APHA Amateur Register of Merit Award**

---

- A. TITLE. The title of APHA Amateur Register of Merit will be awarded to any Amateur/horse which meet the qualifying rules of AM-010 and AM-020 and the Title/Award requirements.
- B. PURPOSE. The purpose of the Register of Merit is to establish a record of excellence.
- C. NO TIME LIMIT. Points toward the APHA Amateur Register of Merit need not be earned in any one year.
- D. POINTS. The Amateur/horse are advanced to the Register of Merit when they have competed in one or more of the APHA-approved Amateur halter or performance contests shown in Rule AM-090 and Rule AM-030, and have won at least ten (10) points in any one event as outlined in the scale of points for contests. See Rule SC-060.
- E. CERTIFICATE. When the title of Amateur Register of Merit is awarded, a proper certificate shall be prepared for the Amateur exhibitor by the APHA office.

# Year-End Awards

---

## **AM-060. APHA Amateur Top 20 Awards**

---

- A. **TITLE/ELIGIBILITY.** Year-end recognition will be given to the Amateur/horse combinations who earn the most points in halter and performance classes while meeting the qualifying Rules AM-010 and AM-020 and the Title/Award requirements for each of the following divisions.
1. Amateur (19-44)- Top 20
  2. Masters (45 & over)- Top 20
  3. Novice Amateur- Top 20
  4. Amateur Walk-Trot- (19-44) Top 20
  5. Masters Walk-Trot- (45 & over)- Top 20
- B. **TIME PERIOD.** Total points will be compiled for Amateur/horse combinations from January 1 through December 31.
- C. **Maximum Number of Shows and Judges Counted.** A maximum of 20 APHA-approved shows may be used from which their total points will be tabulated (excluding APHA World Shows). Each show may consist of the main judge and ancillary judges (JU-000.H.6.). One alternate show will be used in the case of a tie.
1. **Eligible Points.** Points earned in events listed in AM-090.C and AM-095.B-C, excluding Mounted Shooting, and Dressage are eligible for this award. For Walk-Trot, points earned in events listed in AM-300.F are eligible for this award.
  2. **Tabulation for Amateur and Masters division awards** will be based on the age of the Amateur due to combining and splitting of classes.
- D. A contestant may exhibit more than one horse; however, the points earned by the Amateur with each horse will be compiled separately.
- E. In order to be eligible for this award, a minimum of eight (8) points must be earned (excluding APHA World Shows).
- F. **AWARD.** When the titles of APHA Top 20 are awarded, buckles shall be prepared and presented to the Amateurs in each group (Rule AM-060.A.1-5.) by the APHA office.

## **AM-065. APHA Amateur Honor Roll Award**

---

- A. **TITLE/ELIGIBILITY.** The title of APHA Amateur Honor Roll will be awarded to any Amateur/horse combination that meets the qualifying Rules AM-010 and AM-020 and the Title/Award requirements. The ten Amateurs and their horses in each of the following groups earning the most points in each Amateur event during each calendar year from January 1 through December 31 each year will be awarded the title:
1. Amateur (19-44)
  2. Masters (45 & over)
  3. Novice Amateur
  4. Amateur Walk-Trot (19-44)
  5. Masters Walk-Trot (45 & Over)
- B. **POINTS.** In order to be eligible for this award, a minimum of ten (10) points must be earned (excluding APHA World Shows).
1. **Tabulation for Amateur and Masters awards** will be based on the age of the Amateur due to combining and splitting of classes. Example: (Year) Honor Roll Amateur (Event) Horse and (Year) Honor Roll Masters (Event) Horse.
- C. **AWARD.** The Amateur in each group (AM-065.A.1-5.) earning the most points in each Amateur event during one calendar year will receive an appropriate award (excluding APHA World Shows).
- D. **CERTIFICATES.** The Top 10 Amateurs and their horses in each group (AM-065.A.1-5.) placing second through tenth in each Amateur event will receive an appropriate certificate.

## **AM-070. APHA Amateur Zone Awards**

---

- A. **TITLE.** The title of APHA Amateur Zone Award will be awarded to an Amateur/horse combination that meets the qualifying Rules AM-010. and AM-020. and the Title/Award requirements in the following divisions:
1. Amateur (19-44)
  2. Masters (45 & over)
  3. Novice Amateur
  4. Amateur Walk-Trot (19-44)
  5. Masters Walk-Trot (45 & Over)
- B. **POINTS.** This award recognizes the top five Amateurs and their horses in each group (AM-070.A.1-4.) living in each of the zones found on the APHA Zone Map. This award is based on total cumulative points earned within their respective zones from January 1 to December 31 each year (excluding APHA World Shows). See Article VIII for states, provinces and countries listed in the respective zones.
1. Minimum eight points to qualify. To qualify for any of the Zone titles or awards, the horse must have earned at least eight (8) points in that zone during the year (excluding APHA World Shows).
  2. Eligible Points. Points earned in events listed in AM-090.C and AM-095.B-C, excluding Mounted Shooting, and Dressage are eligible for this award. For Walk-Trot, points earned in events listed in AM-300.F are eligible for this award.
  3. Tabulation for Amateur and Masters division awards will be based on the age of the Amateur due to combining and splitting of classes.
- C. **TIE BREAKER SYSTEM.**
1. Performance Points. Amateur/horse with the greatest number of performance points.
  2. Fewest Shows. The most points earned in the fewest number of shows.
- D. **AWARDS.** First place in each group (AM-070.A.1-5.) will receive an appropriate award. First through fifth place in each age group will receive an appropriate certificate.

## **AM-071. Amateur Rookie of the Year Award**

---

- A. To be eligible for the award:
1. The exhibitor cannot have won any equine association points, money and/or a World or Reserve Championship titles (in open, youth, novice youth, amateur, novice amateur or amateur walk-trot) at any time prior to the year of the award.
- B. All eligible exhibitors must hold a current year amateur status card and must be a current member of the APHA according to Rule GR-020.
- C. This award is based on total points accumulated on a one-horse/one-amateur basis per calendar year (excluding APHA World Shows), and the horse's ownership must meet the requirements of Rule AM-020.
1. Only one rookie of the year will be awarded to the card holder with the highest number of points in either the amateur, novice amateur or amateur walk-trot division. Points are counted separately for each division.
  2. In order to be eligible for this award, a minimum of eight (8) points must be earned (excluding APHA World Shows).
- D. **TIE BREAKER:**
1. To the person winning points in the greatest number of different events.
  2. To the person with the greatest number of wins.
- E. An appropriate award will be awarded by the APHA.

## **AM-075. Show Approval Rules**

---

- A. TO GAIN SHOW APPROVAL. A show and/or each approved event must be open to all APHA Amateur exhibitors in good standing to gain APHA approval. All exhibitors in Amateur classes are required to hold a current APHA Amateur Exhibitor Card.
1. A show offering Amateur classes must offer a minimum of three (3) halter classes, up to a maximum of fifteen (15) halter classes and a minimum of three (3) performance classes. EXCEPTION: State Fairs and Livestock shows.
- B. ORDER OF JUDGING AMATEUR CLASSES. Amateur classes may be judged before or after the corresponding Open and/or Youth classes (i.e., Youth Western Pleasure, Jr Western Pleasure, Sr Western Pleasure and Amateur Western Pleasure).
- C. AMATEUR AND YOUTH/AMATEUR SHOWS. All Amateur or Youth/Amateur Shows may be held separate from and independent of the APHA Open shows.
- D. MULTIPLE JUDGED SHOWS.
1. Each regional club is eligible for one or more sets of all Amateur, all Novice Amateur, all Amateur Walk-Trot, all Youth, all Youth Walk-Trot, and/or all Novice Youth or one or more sets of combined Novice Amateur, Amateur Walk-Trot, and/or Amateur and Novice Amateur and/or Youth multi-judged shows per year. See Rule SC-105.
  2. Each regional club, individual or organization is eligible for one or more sets of all Novice Amateur and/or all Novice Youth multi-judged shows per year. See Rule SC-105.
- E. APPROVAL/APPLICATIONS. See Rule SC-090.
- F. RESULTS. See Rules SC-125.A-F.
- G. JUDGES. See Rules JU-000. A-L.

## **AM-080. Amateur Age Divisions**

---

- A. RECOGNIZED AGE DIVISIONS. The APHA recognizes the following age divisions for Amateurs.
1. One Division Offered. If one Amateur division class is offered it should be for all eligible Amateurs, 19 years and older on or before January 1 of the current year.
  2. Two Divisions Offered. If two classes are offered, they should be held as follows:
    - a. Amateur: any Amateur who is 19 years of age or older on or before January 1 of the current year.
    - b. Masters: any Amateur who is 45 years of age or older on or before January 1 of the current year. See AM-085 for rules governing contestants exhibiting same or multiple horses.
- B. COMBINING OR SPLITTING AGE DIVISIONS. Show management may combine or split age divisions of Amateur exhibitors as justified by entries if there is unanimous consent of all involved exhibitors, however, if one age division is not a two (2) point earning class, then show management may combine age divisions without unanimous consent of all exhibitors. If the Amateur (19 years of age or older on or before January 1 of current year) division has less than three (3) entries, show management must combine age divisions without unanimous consent of all exhibitors. See Rule SC-060.A.

## **AM-085. Amateur General Show Rules**

---

- A. ELIGIBILITY.
1. Horses Properly Registered. An Amateur exhibitor must be able to prove that the horse exhibited is properly registered with the APHA at the time the horse is being shown.

2. Stallions. Stallions are eligible to show in amateur events.
  3. In Amateur Showmanship at Halter and Amateur Halter Classes, points shall be awarded to any Amateur and horse, regardless of horse's age (except weanlings) provided the Amateur meets eligibility and ownership requirements, Rules AM-010. & AM-020. A., and the horse meets registration requirements.
- B. ENTRY WITHDRAWAL. See Rule SC-175.A. and SC-185.A.
- C. ERRORS IN ENTRY. The exhibitor is responsible for errors on the entry blank. A horse entered in the wrong class may be transferred to its correct class after the judging program has been printed.
- D. DIFFERENT CONTESTANTS EXHIBITING THE SAME HORSE. A horse may not be shown by more than one exhibitor in the same event regardless of the amateur divisions (Amateur 19 & over or Masters 45 & Over) at the same horse show. Example: A horse being exhibited in Amateur Western Pleasure may not be exhibited in Masters Western Pleasure by another exhibitor at the same horse show. However, a horse being exhibited in Amateur Western Pleasure may be exhibited in Novice Amateur and/or Amateur Walk-Trot Western Pleasure by another exhibitor at the same horse show as these divisions cannot be combined.
- E. SAME CONTESTANT EXHIBITING MULTIPLE HORSES IN GROUP CLASSES: A Masters exhibitor in Masters or Amateur classes may show up to two different horses in group classes (Showmanship, Western Pleasure, Horsemanship, Hunter Under Saddle, Hunter Hack, Hunt-seat Equitation, Equitation Over Fences and Pleasure Driving) as long as one horse is shown in the Amateur group class and a different horse is shown in the Masters group class. Should the class be combined, the Masters exhibitor must choose which horse to exhibit.
- 1. In Zones 12, 13 and 14 a maximum of 2 horses can be shown per exhibitor in Horsemanship and Hunt-seat Equitation classes regardless of age division (Amateur or Masters). See AM-110 and AM-115.**
- F. SAME CONTESTANT EXHIBITING THREE HORSES IN INDIVIDUAL WORKING EVENTS. An exhibitor may exhibit a maximum of three horses in the following individual working events: Barrel Racing, Breakaway Roping, Tie-Down Roping, Cutting, Team Penning, Ranch Boxing, Ranch Sorting, Ranch Riding, Ranch Pleasure, Ranch Trail, Ranch Reining, Ranch Box Drive, Ranch Cow Work, Goat Tying, **English Versatility Pattern**, Jumping, Pole Bending, Reining, Stake Race, Steer Stopping, Team Roping Heading, Team Roping Heeling, Timed Team Roping, Trail, Utility Driving, **Western Versatility Pattern**, Western Riding, Working Cow Horse, Boxing, Working Hunter. Each horse may have only one exhibitor or driver per class.
1. A Masters exhibitor, in individual working events, may show any combination in Masters and Amateur as long as a maximum of 3 different horses are exhibited and that horse is only shown one time by any exhibitor in that event. For example, a Masters exhibitor in individual working events may exhibit all 3 horses in the Amateur, all 3 horses in the Masters, 2 horses in Masters and one in Amateur or one in Masters and two in Amateur. The same horse cannot be shown in both the Amateur and Masters divisions in the same event.
  2. In Longe Line, and In-Hand Trail, an exhibitor may show a maximum of two horses. See Rule SC-185.F, SC-191.M., and SC-192.A.2.
- G. REQUEST BY JUDGE TO CHANGE HORSES. The judge may not ask the Amateur exhibitor to change horses with another Amateur exhibitor in any amateur events.

- H. SITUATIONS/EVENTS NOT SPECIFICALLY STATED. For any situations/ events not covered by amateur program rules and regulations applying to APHA approved show and contest rules shall apply. Examples:
1. Unsportsmanlike Conduct. See Rule GR-040.G.
  2. Go-Rounds. See Rule SC-185.J.
  3. Hackamore/Snaffle Bits. See Rule SC-240.D.& E.
  4. Disqualifications. See Rule SC-160.I.1-3.

## **AM-090. Halter**

---

- A. JUDGING PRIOR TO GRAND AND RESERVE. Amateur Halter classes must be offered for all sex divisions. All Amateur halter classes of a sex division must be judged prior to Amateur Grand and Reserve of that sex division.
- B. POINTS. Points will be awarded as outlined in Rule SC-060 and SC-065. Exception: In Amateur Showmanship at Halter and Amateur Halter classes, points shall be awarded to any Amateur and horse, regardless of horse's age, (except weanlings) provided the Amateur meets eligibility and ownership requirements, Rules AM-010. & AM-020.A., and the horse meets registration requirements. See Rules RG-015.B. and SC-165.A.-B.
1. Geldings. In Amateur Halter, geldings which are still listed as stallions according to APHA records at the time the show results are processed at the APHA office will be disqualified but entries will not be lowered. See Rule SC-160.I.3.
- C. APPROVED REGISTRY CLASSES. The following is a list of approved Amateur halter classes.
1. Individual Classes. If a minimum of three (3) halter classes are to be offered at a show, they shall be the following:
    - a. Stallions, All Ages.
    - b. Mares, All Ages.
    - c. Geldings, All Ages.
  2. Junior and Senior classes may be offered for each sex division if minimum requirements have been met.
    - a. Junior, ages 2 and under.
    - b. Senior, ages 3 and over.
  3. If a maximum of twelve (12) halter classes are to be offered at a show, they shall be the following classes for mares, stallions and geldings:
    - a. Yearlings, foaled in calendar year preceding show.
    - b. 2-year-old.
    - c. 3-year-old.
    - d. 4-year-old and older.
    - e. Grand and Reserve Champion.
      1. Grand Champion, chosen from first place winners. If for any reason the first place horse fails to return for grand and reserve, the second place horse can be considered for the grand or reserve champion placing. Refer to SC-065.C.
      2. Reserve Champion, chosen from second place winner in the Grand Champion class and first place winners in other classes, all remaining second place horses may be excused. If for any reason the first place horse fails to return for grand and reserve, the second place horse can still be considered for the reserve grand champion placing. Refer to SC-065.C.
    - f. Weanlings. At show management's option, weanling classes for each sex division may be offered. Only registered weanlings will be allowed to compete, see Rule AM-085.A.
  4. Performance Halter. For horses aged one year and older in each sex



division. Horses are not eligible to compete in other classes listed in AM-090 at the same show or contest. Horses that complete a minimum of one performance class, other than showmanship, at the same show or contest will be eligible.

a. Junior and Senior classes may be offered if minimum requirements have been met.

1) Junior, ages one year and two years.

2) Senior, ages three years and over.

5. It is mandatory that all approved shows select Grand and Reserve Champions in each sex division from those classes exhibited (including weanlings if offered) when there are at least three 1-year-old and older horses exhibited in that sex division. See Rules SC-065. and SC-175.L. The title of Amateur Grand Champion and Amateur Reserve Champion Stallion, Mare and Gelding will be designated on the performance record. If a weanling is selected as Grand or Reserve Champion, then the award will be designated on the performance record but no points will be awarded to that horse.

## **AM-095. Performance and Equitation Classes**

---

A. POINTS. See Rule SC-060.

B. EQUITATION

1. Hunt-seat Equitation.

2. Western Horsemanship (Equitation).

3. Hunt-seat Equitation Over Fences.

C. APPROVED PERFORMANCE EVENTS

1. Barrel Racing.

2. Breakaway Roping.

3. Tie-Down Roping.

4. Cutting.

5. Goat Tying.

6. English Versatility Pattern

7. Hunter Hack.

8. Hunter Under Saddle.

9. Jumping.

10. Pleasure Driving.

11. Pole Bending.

12. Ranch Cutting.

13. Ranch Rail Pleasure.

14. Ranch Riding.

15. Ranch Pleasure.

16. Ranch Trail.

17. Ranch Reining.

18. Ranch Box Drive.

19. Ranch Cow Work.

20. Ranch Sorting.

21. Reining.

22. Showmanship at Halter.

23. Stake Race.

24. Steer Stopping.

25. Team Penning.

26. Team Roping, Heading.

27. Team Roping, Heeling.

28. Timed Team Roping.

29. Trail.

30. Utility Driving.

31. Western Pleasure.

32. Western Versatility Pattern

33. Western Riding.
34. Working Cow Horse.
35. Boxing.
36. Working Hunter.
37. Yearling In-Hand Trail
38. Yearling Longe Line.
39. Two-Year-Old Longe Line.
40. Two-Year-Old In-Hand Trail
41. Three-Year-Old & Older Long Line (Zone 12, 13, 14)
42. Three-Year-Old & Older In-Hand Trail (Zone 12, 13, 14)
43. Mounted Shooting.
44. Dressage.
45. Calas and Colas.

For rules to approved Amateur events not listed in this Amateur section, refer to the corresponding Open event in the Show and Contest section of this Rule Book.

### **AM-105. Amateur Showmanship at Halter**

---

This class is offered in Amateur, Novice Amateur, Amateur Walk-Trot.

#### **A. ATTIRE.**

1. Suitable western attire should be worn as outlined by Rule SC-235.A. Exception: Spurs, chinks, or chaps must not be worn.
2. A clean well fitting halter with an appropriate lead is required.

#### **B. CLASS DESCRIPTION.**

1. The showmanship class is not another halter class and should not be judged as such. The class shall be judged strictly on the exhibitor's ability to fit and show a horse at halter. The class is designed to evaluate the exhibitor's ability to execute, in concert with their horse, a set of maneuvers prescribed by the judge with precision and smoothness while exhibiting poise and confidence, and maintaining a balanced, functional and fundamentally correct body position.
2. PATTERN. A pattern shall be posted with sufficient time for exhibitors to review prior to the commencement of their class. If there is a finals pattern, it also shall be posted at the same time.

#### **C. CLASS PROCEDURES.**

1. All exhibitors may enter the ring and then work individually or each exhibitor may be worked from the gate individually. When exhibitors are worked individually from the gate, a working order is required. Exhibitors should be instructed to either leave the arena or fall into line.
2. The following maneuvers are considered acceptable:
  - a. Lead the horse at a walk and trot.
  - b. Stops.
  - c. Turns of 90 ( $\frac{1}{4}$ ), 180 ( $\frac{1}{2}$ ), 270 ( $\frac{3}{4}$ ), 360 (full turn) degrees or any combination or multiple of these turns.
  - d. Back in a straight or curved line.
3. The judge must have each exhibitor set the horse up squarely for inspection during the class.

#### **D. JUDGING POINTS.**

1. Appearance of the exhibitor should be neat, clean and appropriate western wear must be worn.
2. Appearance of Horse: The horse should appear fit and well conditioned. The hair coat should be clean and well brushed. The mane and tail should

be clean and tangle free. The mane may be banded or braided, but it is not mandatory. It is acceptable to roach the mane but the forelock and tuft over the withers should be left. The bridle path, eyebrows and long hairs on the head and legs may be clipped, but it is not mandatory. The inside of the ears may be clipped. Hooves should be properly trimmed and if shod, the shoes should fit correctly and clinches should be neat. Hooves should be clean and may be painted black, brown or clear, with hoof dressing, or be shown naturally. Tack should fit properly and be neat, clean and in good repair.

3. Performance.

- a. Exhibitors should be poised, confident, courteous and sportsmanlike at all times. The exhibitor should continue showing the horse, correcting faults in the positioning of the horse until the class has been placed or excused.
  - b. The exhibitor must lead on the horse's left side holding the lead shank in the right hand near the halter with the tail of the lead held in the left hand. Exhibitor should not hold on to the chain portion of the lead shank. The excess lead should never be tightly coiled or drag the ground, but should be folded loosely coiled. When exhibiting horses in showmanship, when a chain is used, the chain portion of the lead shank shall be under the chin or over the nose of the horse with preference being under the chin and snapped to the off side of the halter. Exhibitors shall not be allowed to have the chain portion in or through the horse's mouth in any manner. Leading, backing, turning and initiating the set up should be performed from the left side of the horse. The exhibitor should never stand directly in front of their horse.
  - c. The stop should be straight, smooth and responsive with the horse's body remaining straight.
  - d. The exhibitor should face the horse when backing. The horse should back up readily with the head, neck and body aligned in a straight or curved line as instructed.
  - e. When executing a turn to the right the exhibitor should face the horse and move the horse away from them. On turns of 90 degrees or greater the horse should pivot on the right or left hind leg while stepping across with the front legs. Pull turns are not allowed.
  - f. The horse should set up quickly with the hooves squarely underneath the body. The exhibitor does not have to reset a horse that stops square. The exhibitor should stand angled toward the horse, use only the lead shank to achieve the set up and never leave the horse's head. The exhibitor should never stand directly in front of their horse, touch the horse with their hands or feet, or visibly cue the horse by pointing their feet at the horse's hooves during set up. The exhibitor is required to use the Quarter Method when presenting their horse. The exhibitor should maintain a position that is safe for themselves and the judge. The position of the exhibitor should not obstruct the judge's view of the horse and allow the exhibitor to maintain awareness of the judge's position at all times. When moving around the horse the exhibitor should change sides in front of the horse and assume the same position on the right side of the horse that they had on the left side.
4. SCORING. The scoring will be on the basis of 0-infinity, with 70 denoting an average performance. The individual maneuvers are scored in ½ point increments from -3 extremely poor, -2 very poor, -1 poor, 0 average or correct, +1 good, +2 very good, +3 excellent, with a score of 0 denoting a maneuver that is correct with no degree of difficulty. Exhibitors overall form and effectiveness should also be scored

from 0 to 5 with 0 to 2 average, 3 good, 4 very good, 5 excellent.

5. Penalties. Maneuver evaluations and penalty applications are to be determined independently. The following penalties will be applied for each occurrence and will be deducted from the final score:
  - a. Three (3) point penalties include:
    1. Break of gait at a walk or trot for up to two strides
    2. Over or under turning up to 1/8 of a turn
    3. Ticking or hitting cone
    4. Sliding a pivot foot
    5. Lifting a pivot foot during a pivot and replacing it in the same place.
    6. Lifting a foot and replacing it in the same place after presentation.
  - b. Five (5) point penalties include:
    1. Not performing the gait, maneuver, or not stopping within 10 feet of designated area
    2. Break of gait at walk or trot for more than 2 strides
    3. Splitting the cone (Cone between the horse and handler)
    4. Horse stepping out of set-up after presentation
    5. Horse stepping out of or moving the hind end significantly during a pivot or turn
    6. Over or under turning 1/8 to 1/4 of turn
    7. Horse resting a foot or hipshot in a setup
  - c. Ten (10) point penalties include:
    1. Exhibitor is not in the required position during inspection
    2. Exhibitor touching the horse or kicking or pointing their feet at the horse's feet during the setup
    3. Standing directly in front of the horse
    4. Loss of lead shank, holding chain, or two hands on shank.
    5. Severe disobedience to include but not limited to: biting, pawing, rearing, kicking out or continuously circling the exhibitor
    6. Horse stepping out of or moving the hind end significantly during a pivot or turn more than one time
  - d. Disqualifications (should not be placed) include:
    1. Horse becomes detached from exhibitor
    2. Failure of exhibitor to wear correct number in a visible manner
    3. Willful abuse
    4. Excessive schooling or training; use of artificial aids
    5. Illegal equipment
    6. Loss of control or severe disobedience that endangers the exhibitor or others
    7. Knocking over the cone or going off pattern
    8. Never performing specific gait
    9. Over or under turning more than a 1/4 of a turn of designated turn
    10. Lameness

## **AM-110. Amateur Hunt-Seat Equitation**

---

This class is offered in Amateur, Novice Amateur, Amateur Walk-Trot.

### **A. ENGLISH APPOINTMENTS.**

1. English Attire. See Rule SC-195.A. Exception: The wearing of a safety helmet is optional. See equipment and attire chart in back of Rule Book.
2. English Tack. See Rule SC-195.C.

### **B. EQUITATON.** Hunt-seat equitation on the flat is an evaluation based on the ability of an exhibitor to perform various maneuvers in harmony

with his/her horse. The communication between horse and exhibitor through subtle cues and aids should not be obvious. Equitation is judged on the exhibitor and his/her effect on the horse. Hunt-seat equitation on the flat provides a base for a natural progression to over fence classes.

C. PATTERN. It is mandatory that the judge post the pattern at least one hour prior to commencement of the class. The pattern should be designed so the majority of exhibitors can perform it in a reasonable length of time (under 60 seconds). All patterns must include a walk, trot, canter and a back. Walk-Trot patterns will omit the canter. All ties will be broken at the discretion of the judge.

D. CLASS PROCEDURE. Exhibitors may be worked individually from the gate or they may all enter at once but a working order must be drawn regardless. Exhibitors should be instructed to either leave the arena, fall into line, or fall into place on the rail after their work. The whole class, or just the finalists, may, at the judge's discretion work at all three gaits at least one direction of the arena. Exception: In Zones 12, 13 and 14 a line up and rail work shall not be held. Each exhibitor will be worked from the gate individually. A maximum of 2 horses can be shown per exhibitor.

Individual works may be comprised of any of the following:

1. Group #1: Walk, Sitting Trot, Extended Trot, Posting Trot, Canter, Circles, Figure 8, Halt, Back, Sidepass, Address Reins, Demonstrate Change of diagonal.
2. Group #2: Serpentine (Trot or Canter), Turn on Haunches or Forehand, Leg Yield, Flying or Simple Change of Lead (When a lead change is a required maneuver, it may be designated as a simple change or the exhibitor has the option to perform either a simple or flying lead change.).
3. Group #3: Canter and Hand Gallop in a straight or curved line, Counter Canter Figure 8, Drop or Pick-up irons without stopping.
  - a. A turn on the forehand to the right is accomplished by moving haunches to the left.
  - b. A forehand turn to the left is accomplished by moving haunches to the right.
  - c. If exhibitors are asked to drop their irons, they can leave them down or cross them over the withers.

E. BASIC POSITION.

1. Judges should not ask exhibitors to mount or dismount.
2. Hands should be over and in front of horse's withers, knuckles thirty degrees inside the vertical, hands slightly apart and making a straight line from horse's mouth to exhibitor's elbow. Method of holding reins is optional, and bight of reins may fall on either side. However, all reins must be picked up at the same time.
3. The eyes should be up and shoulders back. Toes should be at an angle best suited to exhibitor's conformation; heels down, calf of leg in contact with horse. Iron should be on the ball of the foot and must not be tied to the girth.

F. THE WALK. Should be a 4-beat gait with the rider in a vertical position with a following hand.

G. THE POSTING TROT. Figure 8 at trot, demonstrating change of diagonals. At left diagonal, exhibitor should be sitting the saddle when left front leg is on the ground; at right diagonal exhibitor should be sitting the saddle when right front leg is on the ground; when circling clockwise at a trot, exhibitor should be on left diagonal; when circling counter-clockwise, exhibitor should be on right diagonal. The exhibitor should close his/her hip angle to allow his/her torso to follow the horizontal motion of the horse. The upper body should be inclined about 20 degrees in front of the vertical.

- H. SITTING TROT AND CANTER. At the sitting trot the upper body is only slightly in front of the vertical. At the canter the body should be positioned slightly more in front of the vertical. As the stride is shortened, the body should be in a slightly more erect position.
- I. TWO POINT POSITION. The pelvis should be forward, but relaxed, lifting the exhibitor's weight off the horse's back and transferring the weight through the exhibitor's legs. In this position the two points of contact between horse and exhibitor are the exhibitor's legs. Hands should be forward, up the neck, not resting on the neck.
- J. HAND GALLOP. A three-beat, lengthened canter ridden in two-point position. The legs are on the horse's sides while the seat is held out of the saddle. When at the hand gallop, the exhibitor's angulation will vary somewhat as the horse's stride is shortened and lengthened. A good standard at a normal hand gallop should be about 30 degrees in front of the vertical.
- K. SCORING. The scoring will be on the basis of 0-infinity, with 70 denoting an average performance. The individual maneuvers are scored in  $\frac{1}{2}$  point increments from -3 extremely poor, -2 very poor, -1 poor, 0 average or correct, +1 good, +2 very good, +3 excellent, with a score of 0 denoting a maneuver that is correct with no degree of difficulty. Exhibitors overall form and effectiveness should also be scored from 0 to 5 with 0 to 2 average, 3 good, 4 very good, 5 excellent.
1. Penalties. Maneuver evaluations and penalty applications are to be determined independently. The following penalties will be applied for each occurrence and will be deducted from the final score:
- Three (3) point penalties include:
    1. Break of gait at walk or trot up to 2 strides
    2. Over or under turn of  $\frac{1}{8}$  to  $\frac{1}{4}$  of the prescribed turn
    3. Tick or hit of cone.
    4. Missing a diagonal up to 2 strides in the pattern or on the rail.
  - Five (5) point penalties include:
    1. Not performing the specific gait, maneuver, or not stopping when called for in the pattern within 10 feet (3 meters) of the designated location
    2. Missing a diagonal for more than two strides in the pattern or on the rail
    3. Incorrect lead or break of gait (except when correcting an incorrect lead) at the canter
    4. Complete loss of contact between rider's hand and the horse's mouth
    5. Break of gait at walk or trot for more than two strides
    6. Loss of iron.
    7. Head carried too low and/or clearly behind the vertical while the horse is in motion, showing the appearance of intimidation
    8. Obviously looking down to check leads or diagonals
  - Ten (10) point penalties include:
    1. Loss of rein
    2. Use of either hand to instill fear or praise while on pattern or during rail work
    3. Holding saddle with either hand
    4. Spurring or use of crop in front of the girth
    5. Blatant disobedience including kicking, pawing, bucking and rearing

- d. Disqualifications (should not be placed) include:
  1. Failure by exhibitor to wear correct number in visible manner
  2. Inhumane treatment of the horse
  3. Excessive schooling or training
  4. Fall by horse or exhibitor
  5. Illegal use of hands on reins
  6. Use of prohibited equipment
  7. Going off pattern, including: knocking over or wrong side of cone or marker; never performing designated gait, lead or diagonal; over or under turning more than ¼ turn
  8. Lameness

### **AM-111. Amateur Hunt-Seat Equitation Over Fences**

Hunt-seat Equitation Over Fences is a class available only in the amateur and youth divisions. The purpose of this event is to evaluate amateur and youth rider's correctness and ability over the fences. This class should be judged on the precision of riding ability while executing the jumps. The class objective is to judge the rider's ability over the fences, not the horse. Only the effect the rider has on a horse is to be considered. How a rider elects to ride the course, the pace and approach to the jumps are used to evaluate the rider's judgment and ability.

- A. POSITION. Refer to Hunt-seat EQUITATION ON THE FLAT; BASIC POSITION.
- B. COURSE REQUIREMENTS. Course is to be posted one hour prior to the class.
  1. At least four obstacles are required and horses must jump a minimum of six fences.
  2. Refer to WORKING HUNTER regarding hunter courses which should be offered enabling the rider to be judged on their ability to establish and maintain an even hunting pace.
  3. At least one change of direction is required.
  4. Minimum height of fences must be 2'3" (68.5 cm), with a maximum height of 3' (91.4 cm). Except in novice and **masters** classes where the maximum height is 2'9" (83.8 cm).
  5. It is recommended that show management offer this class prior to its corresponding working hunter class.
- C. Class Routine. The exhibitor is being judged as soon as he/she enters the arena.
  1. Exhibitors have the option of entering the arena at any gait (unless otherwise stated on the course), making transition to canter from halt, walk or trot before approaching the first fence.
  2. Each exhibitor may circle once before approaching the first obstacle, then proceeds around the course keeping an even pace throughout. If an exhibitor steps into the obvious wrong lead for one or two strides only before or on the courtesy circle, it is noted on the score sheet, which may be used as a tie breaker in the event of a ride of equal quality and score.
  3. Exhibitor must obtain correct lead to properly turn around end of arena before breaking into final trot circle. The class is not over until the exhibitor trots a circle and walks out of the ring. Exhibitors should leave the arena at a walk unless otherwise instructed.
  4. Except for refusals, jumping faults of the horse are not to be considered unless it is the result of the exhibitor's ability. If a refusal occurs in a double or triple, competitors must re-jump all obstacles in the combination.

5. In cases of broken equipment or loss of shoe, exhibitor must continue or be eliminated.
  6. An exhibitor may enter the class only one time.
- D. The following will result in elimination:
- Three accumulative refusals
  - Off course
1. If elimination occurs during a ride-off, the exhibitor is placed last of all those chosen for the ride-off.
- E. Major faults include:
- A refusal
  - Loss of stirrup
  - Trotting while on course when not part of a test
  - Loss of reins
  - Incorrect diagonal
  - Outside assistance will be penalized at the judge's discretion.

F. SUGGESTED SCORING SYSTEM.

1. Judging. Horses shall be judged on manners, way of going and style of jumping. Horses shall be credited with maintaining an even hunting pace that covers the course with free-flowing strides. Preference will be given to horses with correct jumping style.
2. Scoring. Horses shall be scored either by traditional symbol system as outlined in SC-215.E.3 or by breed numeric standard. In either case, scoring shall be from 0-100 and 70 shall be considered average. When using the breed numeric standard, each fence shall be scored in ½ point increments from -1½ to +1½ with -1½ denoting an extremely poor quality performance at a jump and +1½ denoting excellent quality at a jump. "0" will be considered an "average", safe, correct jump. When using the breed numeric system, the following penalties shall apply (as well as evaluation of fence by score).
3. Penalties. In using the breed numeric standard, the following penalties shall be applied in evaluating major and minor faults. This numeric system shall also apply to the scoring of Equitation Over Fences for Youth and Amateur.

<u>Penalty</u>	<u>Deduction</u>
Tick of rail	½ point each
Out of lead within line (cross cantering)	½ point per stride within line
Drift along fence	1 point each
Early unfold of knees	1 point each unfold
Rap of rail	1 point each
Uneven knees (one knee pointing below level)	2 points
Swinging knees or hind	2 points
Loose lower leg	2 points
Gaping or pulling down in bridle	2 points
Out of lead after line	2 points first ½ of end, 2 points second ½ of end
Swap out (last 2 strides before fence)	3 points
Weak departure	2-5 points
Play	0-5 points
Hard rap on rail (nearly knocking off rail)	2-5 points
Add stride	5 points
Equitation – canter at trot fence	5 points per canter stride
Stalling or propping	5 points
Hanging knees down	5 points each fence
Slapping front legs down	5 points
Off all fours or kick out	5-10 points
Hanging one leg down	10 points



Use of whip	10 points
Equitation – jump ahead/ left behind (evaluate danger)	10-20 points
Equitation – wrong diagonal to trot fence when one is obvious	10 points
Trading leads (after corner & more than 2 strides out	10-20 points
Leaving off of one leg (evaluate danger or pedaling)	10-20 points
Add stride in an “In & Out”	20 points
Rail down (5-20 in Equitation)	20 points
Trotting on course	20 points
Failure to obtain lead through corners and end	20 points
Refusal	30 points
Bucking	30 points
Equitation – Dropping a rein	30 points
Equitation – Loss of stirrup	30 points
b. Further considerations for each fence shall receive a Quality/Style Rating.	
c. Raising Score- Even stride; cadence; quality leading; following 2 strides; attentive look; soft in bridle; quality shape; easy way of going.	
d. Lowering Score- Uneven steps; crowding; launching; sour look; pulling; lugging bridle; lack of quality over fence.	

### **AM-115. Amateur Western Horsemanship**

This class is offered in Amateur, Novice Amateur, Amateur Walk-Trot.

- A. WESTERN TACK AND ATTIRE. See Rule SC-235. and SC-240.  
Exception: Exhibitor's wearing of a safety helmet and legwraps and/or boots on horse are optional at exhibitor's discretion.
- B. HORSEMANSHIP.
1. The western horsemanship class is designed to evaluate the exhibitor's ability to execute, in concert with their horse, a set of maneuvers prescribed by the judge with precision and smoothness while exhibiting poise and confidence, and maintaining a balanced, functional, and fundamentally correct body position. The ideal horsemanship pattern is extremely precise with the exhibitor and horse working in complete unison, executing each maneuver with subtle aids and cues.
  2. PATTERN It is mandatory that the judge post any pattern(s) to be worked at least one hour prior to the commencement of the class; however, if the judge requires additional work of exhibitors for consideration of final placing, the pattern may be posted. Pattern(s) should be designed to test the horseman's ability. All ties will be broken at the judge's discretion. All patterns must include a walk, jog, lope and a back. Walk-Trot Patterns will omit the lope.
- C. CLASS PROCEDURES. All exhibitors must enter the ring and then work individually or each exhibitor may be worked from the gate individually. When exhibitors are worked individually from the gate, a working order is required. Exhibitors should be instructed to either leave the arena, fall into line, or fall into place on the rail after their work. The whole class, or just the finalists, may at the judge's discretion work at all three gaits at least one direction of the arena. Exception: Zones 12, 13 and 14 - Each exhibitor will be worked individually from the gate. A working order is required. Exhibitors should be instructed to leave the arena after their work. There will be no work on the rail. A maximum of 2 horses can be shown per exhibitor.

1. The following maneuvers are acceptable in a pattern: walk, jog, trot, extended trot, lope, or extended lope in a straight line, curved line, serpentine, circle, or figure 8, or combination of these gaits and maneuvers; stop; back in a straight or curved line; turn or pivot, including spins and rollbacks on the haunches and/or on the forehand; sidepass, two track, or leg yield; flying or simple change of lead; counter canter; or any other maneuver; or ride without stirrups. Judges should not ask the exhibitors to mount or dismount.
2. Overall Appearance of Exhibitor and Horse: The exhibitor's overall poise, confidence, appearance, and position throughout the class as well as the physical appearance of the horse will be evaluated.
  - a. ***Appearance of the Horse. The horse's body condition and overall health and fitness should be assessed. The horse should appear fit and carry weight appropriate for the body size. A horse which appears sullen, dull, lethargic, emaciated, drawn, or overly tired should be penalized according to severity. Tack should fit the horse properly and be neat, clean and in good repair.***
  - b. Appearance and Position of Exhibitor. Appropriate western attire must be worn. Clothes and person are to be neat and clean.
  - c. Position of Exhibitor. The exhibitor should appear natural in the seat and ride with a balanced, functional, and correct position regardless of the maneuver or gait being performed. During the railwork and pattern the exhibitor should have strong, secure, and proper position. Exhibitors should sit and maintain an upright position with the upper body at all gaits. The exhibitor should sit in the center of the saddle and the horse's back with the legs hanging to form a straight line from the ear, through the center of the shoulder and hip, touching the back of the heel or through the ankle. The heels should be lower than the toes, with a slight bend in the knee and the lower leg should be directly under the knee.
3. The exhibitor's back should be flat, relaxed and supple. An overly stiff and/or overly arched lower back will be penalized. The shoulders should be back, level and square. The exhibitor's base of support should maintain secure contact with the saddle from the seat to the inner thigh. Light contact should be maintained with the saddle and horse from the knee to mid-calf. The knee should point forward and remain closed with no space between the exhibitor's knee and the saddle. The exhibitor will be penalized for positioning the legs excessively behind or forward of the vertical position. Regardless of the type of stirrup, the feet may be placed home in the stirrup, with the boot heel touching the stirrup, or may be placed with the ball of the foot in the center of the stirrup. The exhibitor's toes should be pointing straight ahead or slightly turned out with the ankles straight or slightly broken in. Riding with toes only in the stirrup will be penalized. Those exhibitors that can maintain the proper position throughout all maneuvers should receive more credit. When riding without stirrups, the exhibitor should maintain the same position as previously described.
4. Both hands and arms should be held in a relaxed, easy manner, with the upper arm in a straight line with the body. The arm holding the reins should be bent at the elbow forming a line from the elbow to the horse's mouth. The free hand and arm may be carried bent at the elbow in a similar position as the hand holding the reins or straight down at the exhibitor's side. Excessive pumping of the free arm as well as excessive stiffness will be penalized. The rider's wrist is to be kept straight and relaxed, with the hand held at about 30 to 45 degrees inside the vertical. The rein hand should be carried immediately above or slightly in front of the saddle

horn. The reins should be adjusted so that the rider has light contact with the horse's mouth, and at no time shall reins require more than a slight hand movement to control the horse. Excessively tight or loose reins will be penalized.

5. The rider's head should be held with the chin level and the eyes forward, and may be directed slightly toward the direction of travel. Excessive turning of the head to the inside of the circle, or down at the horse's head or shoulder will be penalized.
6. The exhibitor should not crowd the exhibitor next to or in front of them when working on the rail and should pass to the inside of the arena. When reversing on the rail, the exhibitor should always reverse to the inside of the arena.

D. PERFORMANCE. The exhibitor should perform the work accurately, precisely, smoothly, and with a reasonable amount of promptness. Increasing speed of the maneuvers performed increases the degree of difficulty, however, accuracy and precision should not be sacrificed for speed. Exhibitors that perform the pattern sluggishly and allow their horse to move without adequate impulsion, collection, or cadence will be penalized. The horse should perform all maneuvers in the pattern willingly, briskly, and readily with minimal visible or audible cueing.

1. Excessive schooling or training, or willful abuse by the exhibitor is cause for disqualification.
2. The horse should track straight, freely, and at the proper cadence for the prescribed gait. Transitions should be smooth and prompt in the pattern and on the rail, and should be performed when called for on the rail. The horse's head and neck should be straight and in line with its body while performing straight lines and slightly arched to the inside on curved lines or circles. Circles should be round, and performed at the appropriate speed, size, and location as requested in the pattern. The counter-canter should be performed smoothly with no change in cadence or stride unless specified in the pattern.
3. The stop should be straight, square, prompt, smooth, and responsive with the horse maintaining a straight body position throughout the maneuver. The back should be smooth and responsive.
4. Turns should be smooth and continuous. When performing a turn on the haunches, the horse should pivot on the inside hind leg and step across with the front legs. A rollback is a stop and 180 degree turn over the hocks with no hesitation. Backing during turns will be penalized severely.
5. The horse should step across with the front and hind legs when performing the sidepass, leg yield, and two track. The sidepass should be performed with the horse keeping the body straight while moving directly lateral in the specified direction. When performing a leg yield, the horse should move forward and lateral in a diagonal direction with the horse's body arced opposite to the direction that the horse is moving. In the two track, the horse should move forward and lateral in a diagonal direction with the horse's body held straight or bent in the direction the horse is moving.
6. A simple or flying change of lead should be executed precisely in the specified number of strides and/or at the designated location. A simple change of lead is performed by breaking to a walk or trot for one to three strides. Flying changes should be simultaneous front and rear. All changes should be smooth and timely. (When a lead change is a required maneuver, it may be designated as a simple change or the exhibitor has the option to perform either a simple or flying lead change.).
7. Position of the exhibitor and performance of the horse and rider on the rail must be considered in the final placing.

E. SCORING. The scoring will be on the basis of 0-infinity, with 70 denoting an average performance. The individual maneuvers are scored in ½ point increments from -3 extremely poor, -2 very poor, -1 poor, 0 average or correct, +1 good, +2 very good, +3 excellent, with a score of 0 denoting a maneuver that is correct with no degree of difficulty. Exhibitors overall form and effectiveness should also be scored from 0 to 5 with 0 to 2 average, 3 good, 4 very good, 5 excellent.

1. Penalties. Maneuver evaluations and penalty applications are to be determined independently. The following penalties will be applied for each occurrence and will be deducted from the final score:

a. Three (3) point penalties include:

- 1) Tick or hit of cone
- 2) Over or under turn from 1/8 to 1/4
- 3) Break of gait at a walk, jog/trot up to two strides

b. Five (5) point penalties include:

- 1) Incorrect lead or break of gait (except when correcting an incorrect lead) at the lope
- 2) Not performing the specific gait, maneuver, or not stopping when called for in the pattern within 10 feet (3 meters) of the designated location
- 3) Break of gait at walk, jog or trot for more than 2 strides
- 4) Loss of stirrup.
- 5) Head carried too low and/or clearly behind the vertical while the horse is in motion, showing the appearance of intimidation
- 6) Obviously looking down to check leads
- 7) Bottom of boot not touching pad of stirrup at all gaits including the backup

c. Ten (10) point penalties include:

- 1) Loss of rein
- 2) Use of either hand to instill fear or praise while on pattern or during rail work
- 3) Holding the saddle or saddle horn with either hand
- 4) Cueing with the end of the romal
- 5) Spurring in front of the cinch
- 6) Blatant disobedience including kicking, pawing, bucking and rearing

d. Disqualifications (should not be placed) include:

1. Failure by exhibitor to wear correct number in a visible manner
2. Willful abuse
3. Excessive schooling or training
4. Fall by horse or exhibitor
5. Illegal use of hands on reins
6. Use of prohibited equipment
7. Going off pattern, including knocking over or wrong side of cone or marker; never performing designated gait, lead or diagonal; over or under turning more than ¼ turn.

8. Lameness

## **AM-125. Amateur Goat Tying**

A. WESTERN ATTIRE. See Western Attire and Tack.. Exception: Safety helmet optional.

B. WESTERN TACK. See Western Attire and Tack.

C. STARTING LINE. The regular roping score line will be used as the starting line where arena conditions permit; if not used, the starting line would be at least fifteen (15) yards (13.71m) from the chutes.

1. Distance to Goat. There is no set distance from the starting line to the goat but a minimum of fifty (50) yards (45.72m) is desirable. Arena conditions will govern this distance.

2. Goat Staked. The goat should be tied to a stake with a rope at least ten (10) feet (3m) in length, the stake should be pounded completely into the ground so that no part of it is visible or above ground.
- D. PROCEDURE. The exhibitor must be mounted on a horse and must ride from the starting line to the goat, dismount from the horse, throw the goat by hand and tie any three legs together with a leather string or piggin string, then stand clear of the goat.
  1. Goat Tie. The goat's legs must be crossed and tied. The tie will be passed on by the field judge; if the tie is not secure for five seconds, the exhibitor will receive no time.
- E. TIMING. This is a timed event with a one-minute time limit. Timing will start when an exhibitor crosses the starting line and will stop when the completion of the tie is signaled. For time calculations, see Rule SC-290.D.5.
  1. The hat must be on the exhibitor's head when the exhibitor enters the arena. There is no fine/penalty for losing a hat during the run.
  2. Goat or Rope Run Over. Should the exhibitor run over the goat or rope with his horse while mounted, he will be fined ten (10) seconds.
  3. Goat Breaks Away. If the goat breaks away because of the fault of the horse, the exhibitor will receive no time. If the goat should break away, it will be left to the judge's discretion whether or not a rerun will be permitted.

### **AM-135. Team Roping**

---

- A. For rules governing this event see Rule SC-285, the Amateur being judged may be assisted by anyone, Amateur or non-Amateur.
- B. TIE ON. Any heeler 60 years or older and adult women of any age may tie on. Under no circumstances will any header be permitted to tie on. Heelers who tie on are required to use a quick release for tied on ropes.
- C. The horse/rider not being judged may dally or pull tight.

### **AM-140. Amateur Working Cow Horse**

---

- A. For rules governing this event, see Rule SC-265.

### **AM-141. Amateur Boxing**

---

- A. For rules governing this event other than those listed in this rule, see Rule SC-265.A.-B., SC-265.D.-G. and SC-265.I.-K.
  1. Riders cannot have earned more than \$750 in fence work classes at any judged classes or events. A rider will be ineligible **at the end of the current show year** in any combination of officially published NRCHA earnings and/or earnings from any other association. The responsibility for eligibility lies with the exhibitor. If an individual feels **an** exhibitor is not eligible for a class, the burden of proof lies with the person who protests.
  2. After Amateur exhibitors reach the age of 50, they may fall back into the Boxing class. However, they may not go down the fence again in any judged classes or events with the exception of horse sales and remain in the Boxing class. Exhibitors may fall back to the Boxing class only one time.
  3. At the discretion of show management, a mechanical cow or flag may be used in place of a cow for the cow work portion of the class. If used, the time allotted should be changed to 75 seconds.
- B. Boxing. Boxing consists of a Working Cow Horse Reined Work Pattern and single cow work on the end of the arena. Each contestant upon receiving a cow in the arena, shall hold that cow on the prescribed end of the arena for 50 seconds, demonstrating the ability of the horse and exhibitor to control the cow. Time shall begin when the gate closes behind the cow after being let into the arena. The announcer or judge will signal the completion of the 50 seconds with a whistle or horn. There shall be no schooling between the completion of the rein work and the cow work, or between cows if a new cow is awarded.

- C. SCORING. Scoring will be on the basis of 60-80, with 70 denoting an average performance. The same basis of scoring shall apply to both the reined work and the boxing work. In the event of a tie, the exhibitor with the highest cow work will be declared the winner. The judge may blow the whistle at any time to terminate the work. A score of zero will be given if the work is not complete at that time. Each work will be limited to 50 seconds. It is legal to hold the reins and romal in one hand (rein hand) while boxing the cow.
- D. CREDITS
1. Maintaining control of the cow at all times
  2. Maintaining proper position
  3. Degree of difficulty
  4. Eye appeal
  5. Time worked
- E. Penalties should be assessed per occurrence, as follows for the limited cow horse work:
1. 1 point penalties:
    - A- Loss of working advantage
    - P- Working out of position
    - W- Excessive whipping, spurring, or hollering
  2. 3 point penalties:
    - C- Loss of control and animal leaves the end of arena
  3. 5 point penalties:
    - B- Spurring or hitting in front of cinch at any time
    - C- Blatant disobedience defined as kicking, biting, bucking, rearing, striking, or obviously insubordinate
  4. -0- score:
    - A- Turn tail
    - B- Using 2 hands on the reins when using a bridle or two rein
    - C- Fingers between the reins, except when using a two rein
    - D- Balking
    - E- Out of control
    - F- Blood. Disqualification for abuse is at the discretion of the judge. A horse that has a cut, abrasion or injury showing clear evidence of fresh blood on (including but not limited to) the mouth, nose, chin, shoulder, barrel, flank or hip area shall be inspected by the judge for consideration of how the injury occurred and may be considered abuse. A judge's decision is not protestable.
    - G- Illegal equipment
    - H- Leaving the work area before the pattern or work is complete
    - I- Fall of horse or exhibitor
    - J- Schooling of the horse between the rein work and cow work
    - K- Schooling of the horse between cows if a new cow is awarded
    - L- Failure to pull up immediately after a new cow has been awarded
    - M- Improper Western Attire
    - N- Failure to work in the proper working order
  5. N-E- Failure of an exhibitor to attempt to complete the pattern.
  6. No Score:
    - A- Lameness of the horse
    - B- Abuse
- F. Points in this class will count toward all APHA Amateur awards.

## **AM-200. Novice Amateur Division**

- A. INTERPRETATION OF RULES. All rules pertaining to Amateur shall govern the Novice Amateur.

## AM-205. Novice Amateur Eligibility

A. QUALIFICATIONS. Novice Amateur Eligibility requirements include all restrictions as included in Rule AM-010 (Amateur Eligibility) in addition to the restrictions listed below:

1. Point Limitation. Novice Amateur eligibility will be determined on a per-category basis (see Rule AM-250.A.) at the time application for status is made. The APHA reserves the right to check all equine associations/registries for points and/or money earned.
2. Points earned in other associations will be re-valued using the other association's "Superior Event Award" value compared to APHA's (50 points) before being compiled for APHA Novice eligibility. Money earned will count as-is.

Breed	Points Required For Superior	"Relative" APHA value of 1 point
APHA	50	1.00
AQHA	50	1.00
Appaloosa	60	0.83
Pinto	175	0.30
Palomino	200	0.25
Australian QHA	60	0.83
Am. Buckskin Reg.	50	1.00
Arabian HA	150	0.33
Intl. Buckskin HA	90	0.55

- a. To be eligible for Novice Amateur status in a category the applicant cannot have earned seventy five (75) revalued performance points (Open, Amateur, Youth, Novice Amateur and/or Novice Youth combined, including Solid Paint Bred) in that category in **APHA, PtHA or any other national or international breed or discipline association.**
  - b. Exception: Zone 12, 13, and 14. To be eligible for Novice Amateur status in a category the applicant cannot have earned twenty-five (25) revalued performance points (Open, Amateur Youth, Novice Amateur and/or Novice Youth combined including Solid Paint Bred) in that category in **APHA, PtHA or any other national or international breed or discipline association.**
  - c. To be eligible for Novice Amateur status in a category the applicant cannot have earned \$2,500 in prize money in classes included in that category **at any event in which the earnings are verifiable.**
  - d. To be eligible for Novice Amateur status in a category, the applicant cannot have won a World Champion or Reserve World title in **APHA, PtHA or any other national or international breed or discipline association.**
3. Year Long Eligibility. If an individual is considered a Novice upon application they will be considered a Novice for that calendar year regardless of points and/or money earned.
  4. Individuals that have, AT ANY TIME, been ineligible for Amateur status according to Rule AM-010.A.2. (Remuneration Restrictions) or AM-010. A.3. (Judges Ineligible), are not eligible for Novice Amateur status.
    - a. EXCEPTION: Amateurs that have, AT ANY TIME, been ineligible for Amateur status in a category according to AM-010.A.2.e will be ineligible for Novice Amateur status only in the category in which they have been ineligible.
  5. **Novice Eligibility Adjustment.** An individual who has prior points, World or Reserve World Championship titles, or earnings in a category **may have their points/titles/money adjusted back to zero, if** in the 10 years prior to their **application**, they have not earned, any performance points, money or a World Champion or Reserve

World Champion title in **APHA, PtHA or any other national or international breed or discipline association**. Exhibitors that want their eligibility adjusted and meet the requirements must submit a **Novice Eligibility Adjustment** application to the APHA office.

## **AM-210. Novice Amateur Application/Renewal**

---

- A. NOVICE AMATEUR EXHIBITOR CARD. Every exhibitor competing in a Novice Amateur class must possess a current Amateur exhibitor card stating novice status and be in good standing with the APHA. Show management must inspect the current card, photocopy of the current card, or a temporary card at each show.
1. Application/Renewal. Application/renewal for a Novice Amateur card shall be made on a form provided by APHA, available from them at no charge, and returned with application fees as provided below. A temporary Novice card may be applied for through the show secretary at an APHA-approved show.
    - a. Annual Fee. There shall be an annual APHA charge for said card. Cards are valid through December 31 of the current year. Fee non-refundable. See front of Rule Book for fees.
    - b. Associated Fees. Same as Amateur. See Rule AM-015.A.4-5.
  2. Falsifying a Novice Amateur Application. Will result in disciplinary action.
  3. Application and registration as Novice Amateur prohibits the exhibitor from reclassifying as Walk-Trot for the remainder of the calendar year.
- B. OWNERSHIP REQUIREMENTS.
1. A horse exhibited in Novice Amateur classes does not have to be owned by the exhibitor showing the horse. To be eligible for the various APHA points, titles and awards sponsored by the APHA and for exhibiting at shows sponsored by the APHA (i.e., World Show), the horse must be owned by the Novice Amateur and/or the Novice Amateur's immediate family (mother, father, stepparent, brother, sister, stepbrother, stepsister, half-brother, half-sister, aunt, uncle, nephew, niece, in-law (brother, sister), legal guardian, grandparent or step-grandparent), family owned corporation, ranch or farm.
  2. Points earned by exhibitors showing horses not owned as described in AM-210 B, will be recorded by the APHA and will count only for the purpose of determining Novice Amateur eligibility.
  3. Horses Under Show Lease. Novice Amateurs are eligible to show leased horses. See Rule AM-020.A.1.
  4. Horses Owned in Partnership. Horses owned in partnership or jointly with any person other than those listed above are not eligible for APHA Novice Amateur points or awards. To be eligible to earn APHA points, the Novice Amateur exhibitor must be related to each name listed on the horse's registration certificate and/or every owner of the farm/business/partnership.
  5. Horses Registered in the Name of a Non-Family Owned Farm or Ranch. Horses registered in the name of a farm or ranch other than the Novice Amateur exhibitor's family as listed above are not eligible for APHA Novice Amateur points or awards.
  6. Exhibitors not meeting ownership requirements will lose any APHA points earned but will maintain placings.
  7. The total number of entries in the class and the placings of the other exhibitors will not change.

## **AM-215. Novice Amateur Titles and Awards**

---

- A. NOVICE AMATEUR AWARDS. Novice Amateur awards are based solely on Novice Amateur points earned.
1. Points. Novice Amateur points are only eligible for Novice Amateur awards.



## **AM-220. APHA Novice Amateur Superior (Event) Horse**

- A. See Rule AM-050.A.-D. for guidelines. See Rule SC-030 for method of tabulation and for points see Rule SC-060.

## **AM-225. APHA Novice Amateur Honor Roll Award**

- A. The Novice Amateur earning the most points in each novice amateur event during one calendar year will receive an appropriate award. Novice Amateurs and their horses placing second through tenth will receive an appropriate certificate. In order to be eligible for this award, a minimum of ten (10) points must be earned (excluding APHA World Shows).
- B. Points earned in events listed in AM-250 are eligible for this award (excluding APHA World Shows).

## **AM-230. APHA Novice Amateur Top 20 Awards**

- A. Year end awards will be given to the twenty Novice Amateurs who earn the most points with one horse in novice performance classes. A contestant may exhibit more than one horse; however, the points earned by the Novice Amateur with each horse will be compiled separately. See Rule AM-060.
1. Points will be compiled on a one-horse, one-novice amateur basis in the novice amateur events listed in AM-250, excluding categories XVIII and XIX.
  2. Points are to be awarded on the same basis used in the open division (see Rule SC-060) (excluding APHA World Shows).
  3. Total novice amateur points will be compiled on Novice Amateur exhibitors from January 1 through December 31. A maximum of 20 APHA-approved shows may be used, from which their total points will be tabulated (excluding APHA World Shows). Each show may consist of the main judge and ancillary judges (JU-000.H.6.). One alternate show will be used in case of a tie.
  4. Novice Amateurs must meet eligibility and ownership requirements (see Rule AM-010 and AM-020).

## **AM-235. APHA Novice Amateur Register of Merit**

- A. See Rule AM-055.A.-E. for guidelines. See Rule SC-050 for method of tabulation.

## **AM-240. APHA Novice Amateur Zone Award**

- A. This award would be to recognize the top five Novice /Amateurs living in each of the zones. This award is based on total cumulative points earned within their respective zones (excluding APHA World Shows). (See Article VIII for states listed in the respective zones.)
1. Minimum eight points to qualify. To qualify for any of the Zone titles or awards, the horse must have earned at least eight points in that zone during the year (excluding APHA World Shows).
  2. Points earned in events listed in AM-250, excluding categories XVIII, XIX and XXI are eligible for this award.
- B. Tie Breaker System:
1. Horse with greatest number of performance points.
  2. The most points earned in the fewest number of shows.

## **AM-245. Novice Amateur General Show Rules**

- A. MINIMUM CLASSES OFFERED. If Novice Amateur classes are offered, a minimum of three Novice classes must be offered and the corresponding APHA Amateur classes must also be offered.
- B. Exhibiting in both Novice Amateur and Amateur divisions. Novice Amateurs may exhibit in the corresponding Amateur class.
- C. JUDGING OF CLASSES. Novice Amateur classes will be judged in accordance with the corresponding Amateur or Open rule for that particular event or contest.
- D. Each regional club, individual or organization is eligible for one or more sets of all Novice Amateur, all Novice Youth all Amateur Walk-Trot, and/or all Youth Walk-Trot multi-judged shows per year. See Rule SC-105.

- E. **CONTESTANTS EXHIBITING THE SAME HORSE.** A horse may not be shown by more than one exhibitor in the same event in the Novice Amateur division (all age classes) at the same horse show. Example: A horse being exhibited in Novice Amateur Trail may not be exhibited in Novice Amateur Trail by another exhibitor at the same horse show. However, a horse being exhibited in Novice Amateur Western Pleasure may be exhibited in Novice Amateur Trail and/or Amateur Walk-Trot Trail by another exhibitor at the same horse show as these classes cannot be combined.
- F. In Novice Amateur classes exhibitors are allowed to show a horse, regardless of age, in a snaffle bit or hackamore and may be ridden with one or two hands on the reins. Refer to SC-240.I and J.

## **AM-250. Novice Amateur Performance/Equitation Categories**

A. **APPROVED CLASSES/CATEGORIES.** The following performance classes have been divided into categories and are approved for Novice Amateur Points and/or Awards. Exception: Open or Amateur Halter events, Longe Line (All Ages), In-Hand Trail (All Ages), and Timed Team Roping are not approved events for Novice Amateurs.

- |                         |                                     |
|-------------------------|-------------------------------------|
| 1. <b>Category I</b>    | 13. <b>Category XIII</b>            |
| a. Barrel Racing        | a. Hunter Hack                      |
| b. Goat Tying           | 14. <b>Category XIV</b>             |
| c. Pole Bending         | a. Reining                          |
| d. Stake Race           | b. Ranch Reining                    |
| 2. <b>Category II</b>   | 15. <b>Category XV</b>              |
| a. Western Riding       | a. Working Ranch Horse*             |
| 3. <b>Category III</b>  | 16. <b>Category XVI</b>             |
| a. Jumping              | a. Cutting                          |
| b. Working Hunter       | b. Ranch Cutting                    |
| 4. <b>Category IV</b>   | 17. <b>Category XVII</b>            |
| a. Pleasure Driving     | a. Hunt-seat Equitation Over Fences |
| b. Utility Driving      | 18. <b>Category XVIII</b>           |
| 5. <b>Category V</b>    | a. Mounted Shooting                 |
| a. Showmanship          | 19. <b>Category XIX</b>             |
| 6. <b>Category VI</b>   | a. Dressage                         |
| a. Breakaway Roping     | 20. <b>Category XX</b>              |
| b. Tie-Down Roping      | a. Ranch Boxing                     |
| c. Heading              | b. Boxing                           |
| d. Heeling              | 21. <b>Category XXI</b>             |
| e. Steer Stopping       | a. Competitive Trail Horse**        |
| 7. <b>Category VII</b>  | 22. <b>Category XXII</b>            |
| a. Western Pleasure     | a. Ranch Riding                     |
| 8. <b>Category VIII</b> | 23. <b>Category XXIII</b>           |
| a. Hunter Under Saddle  | a. Ranch Pleasure                   |
| 9. <b>Category IX</b>   | b. Ranch Rail Pleasure              |
| a. Horsemanship         | 24. <b>Category XXIV</b>            |
| 10. <b>Category X</b>   | a. Ranch Trail                      |
| a. Hunt-seat Equitation | 25. <b>Category XXV</b>             |
| 11. <b>Category XI</b>  | a. Calas & Colas                    |
| a. Trail                |                                     |
| 12. <b>Category XII</b> |                                     |
| a. Team Penning         |                                     |
| b. Ranch Sorting        |                                     |

\*Points earned prior to May 15, 2015. Class no longer offered.

\*\*Points earned prior to January 1, 2024. Class no longer offered.

## AM-260. Novice Amateur Boxing

- A. For rules governing this event other than those listed in this rule, see Rule SC-265.
1. Riders cannot have earned more than \$750 in fence work classes at any judged classes or events. A rider will be ineligible **at the end of the current show year** in any combination of officially published NRCHA earnings and/or earnings from any other association. The responsibility for eligibility lies with the exhibitor. If an individual feels an exhibitor is not eligible for a class, the burden of proof lies with the person who protests.
  2. At the discretion of show management, a mechanical cow or flag may be used in place of a cow for the cow work portion of the class. If used, the time allotted should be changed to 75 seconds.
- B. Cow Work Guidelines. The goal of this class is to introduce the rider to the "boxing" phase of the cow work. For complete scoring guidelines, see Rule AM-141.
- C. Points earned in this class will count for all APHA Novice Amateur awards.

## AM-300. Amateur Walk-Trot Division

- A. ATTIRE AND TACK. Attire and tack must meet the standards in Rules SC-235 and SC-240, SC-195.
- B. RECOGNIZED AGE DIVISIONS. The APHA recognizes the following age divisions for Amateurs.
1. One Division Offered. If one Amateur division class is offered it should be for all eligible Amateurs, 19 years and older on or before January 1 of the current year.
  2. Two Divisions Offered. If two classes are offered, they should be held as follows:
    - a. Amateur Walk-Trot: any Amateur who is 19 years of age or older on or before January 1 of the current year.
    - b. Masters Walk-Trot: any Amateur who is 45 years of age or older on or before January 1 of the current year. See AM-085 for rules governing contestants exhibiting same or multiple horses.
- C. COMBINING OR SPLITTING AGE DIVISIONS. Show management may combine or split age divisions of Amateur exhibitors as justified by entries if there is unanimous consent of all involved exhibitors, however, if one age division is not a two (2) point earning class, then show management may combine age divisions without unanimous consent of all exhibitors. If the Amateur (19 years of age or older on or before January 1 of current year) division has less than three (3) entries, show management must combine age divisions without unanimous consent of all exhibitors. See Rule SC-060.A.
- D. ELIGIBILITY. All participants in this division must meet Amateur Eligibility as outlined in AM-010, and hold a current Amateur Walk-Trot card, which will be applied for annually and limit that exhibitor to those classes only for that calendar year. He or she MAY also enter halter, showmanship (in addition to Walk-Trot), longe line and in-hand trail, pleasure driving, utility driving, classes, when Amateur Ownership Eligibility is met (see AM-020. Ownership); but MAY NOT enter any lope classes at any show where APHA-approved classes are held at the same event. If no Walk-Trot classes are offered, the exhibitor cannot show in any other division (unless otherwise specified).
1. An exhibitor is prohibited from competing in a lope/canter class in **APHA, PtHA or any other national or international breed or discipline association** or on an intercollegiate team roster for a loping division, during the same year in which the exhibitor holds an Amateur Walk-Trot Card.

2. **Reclassification.** Reclassification from Amateur Walk-Trot to Amateur and/or Novice Amateur can only be requested one time per calendar year. Reclassification from Amateur and/or Novice Amateur to Walk-Trot is prohibited during the calendar year. That is, the same exhibitor may not compete as Amateur and/or Novice Amateur and then reclassify and compete as Walk-Trot, on the same or another horse, in the same calendar year. The exhibitor may reapply the following year for classification in Walk-Trot. See reclassification fee at front of book in fee schedule.
- E. **OWNERSHIP.** A horse exhibited in Amateur Walk-Trot classes does not have to be owned by the contestant showing the horse. However, in order to be eligible for the various APHA points, titles and awards sponsored by the APHA, the horse must be owned by the Amateur Walk-Trot exhibitor and/or the Amateur Walk-Trot exhibitor's immediate family to include the following: spouse, mother, father, son, daughter, brother, sister, grandchild, grandparent, step-grandparent, legal ward, in-laws (father, mother, brother, sister, son, daughter), stepchild, stepparent, stepbrother, stepsister, half-brother, half-sister, aunt, uncle, niece, nephew, solely-owned **or family-owned** corporation, ranch or farm. Such ownership must be evidenced by the records of the APHA. Throughout the rest of these rules, the above shall stand as ownership requirements. See Rule AM-020, GR-020 and RG-030.A.1.
1. **Horses Under Show Lease.** Amateurs are eligible to show leased horses. See Rule AM-020.A.1.
  2. **Horses Owned in Partnership.** Horses owned in partnership or jointly with any person other than those listed above are not eligible for APHA Amateur Walk-Trot points or awards. To be eligible to earn APHA points, the Amateur Walk-Trot exhibitor must be related to each name listed on the horse's registration certificate and/or every owner of the farm/business/partnership.
  3. **Horses Registered in the Name of a Non-Family Owned Farm or Ranch.** Horses registered in the name of a farm or ranch other than the Amateur Walk-Trot exhibitor's family as listed above are not eligible for APHA Amateur Walk-Trot points or awards.
  4. Exhibitors not meeting ownership requirements will lose any APHA points earned but will maintain placings.
  5. The total number of entries in the class and the placings of the other exhibitors will not change,
- F. **POINTS.** Points earned in this division will count toward APHA Amateur Walk-Trot Register of Merit, Superior Event, Honor Roll, Top 20 and Zone awards only. Points in this class will not count toward any other APHA awards including Breeders' Trust payouts. (World Show points do not count toward year-end awards.)
- G. **CLASSES WHICH MAY BE OFFERED.**
1. **Showmanship.** To be judged in the same manner as any other showmanship class, but at the walk only.
  2. **Western Pleasure.** To be judged in the same manner as any other Western pleasure class but omitting the lope.
  3. **Western Versatility Pattern.** To be judged with a simple pattern but omitting the lope.
  4. **Western Horsemanship.** To be judged with a simple pattern but omitting the lope. Will not be asked to mount or dismount.
  5. **Trail.** Scored the same as any other trail class but omitting the lope. Will not be asked to ground tie. A minimum of four and a maximum of ten (10) obstacles is required. Care should be taken to have a course with appropriate elements and number of obstacles suitable for Walk-Trot exhibitors.
  6. **Hunter Under Saddle.** To be judged the same as any other hunter under saddle class, but omitting the canter or hand gallop.

7. **English Versatility Pattern.** To be judged with a simple pattern but omitting the canter.
8. **Hunt-seat Equitation.** To be judged with a simple pattern but omitting the canter. Will not be asked to drop irons, mount or dismount.
- H. **CONTESTANTS EXHIBITING THE SAME HORSE.** A horse may not be shown by more than one exhibitor in the same event in the Amateur Walk-Trot division (all age classes) at the same horse show. Example: A horse being exhibited in Amateur Walk-Trot Trail may not be exhibited in Walk-Trot Trail by another exhibitor at the same horse show. However, a horse being exhibited in Amateur Walk-Trot Western Pleasure may be exhibited in Amateur Walk-Trot and/or Novice Amateur Trail by another exhibitor at the same horse show as these classes cannot be combined.
- I. In Amateur Walk-Trot classes exhibitors are allowed to show a horse, regardless of age, in a snaffle bit or hackamore and may be ridden with one or two hands on the reins. Refer to SC-240.I. and J.

For rules to approved Novice Amateur Performance Events not listed in the Amateur Section or in this section, refer to the corresponding Open event in the Show and Contest Section of this Rule Book.

# Youth Program

---

## **YP-000 Youth Program Rules and Regulations**

---

The following Rules and Regulations shall become effective January 1 of the current year, and thereupon all Rules and Regulations and parts thereof heretofore in force are hereby repealed.

### **YP-005. Membership**

---

- A. PRIVILEGES AND FEE. Each AjPHA member in good standing, defined as a member currently free of disciplinary restrictions, shall be entitled to voting privileges. AjPHA memberships must be purchased under one individual's name. Membership fee (see fee schedule). See Rule GR-020.
1. An annual membership (see fee schedule) consists of a 12-month period beginning with the month of purchase (based on postmark, postal meters not acceptable), and expiring the last day of the subsequent 12th month. (Example: If membership is postmarked February 20, it expires January 31 of the following year.) Exception: youth memberships automatically expire on December 31 of the year in which the youth is 18 years of age as of January 1.
  2. A 3-year membership (see fee schedule) consists of a 36-month period beginning with the month of purchase (based on postmark, postal meters not acceptable), and expiring the last day of the subsequent 36th month. Exception: youth memberships automatically expire on December 31 of the year in which the youth is 18 years of age as of January 1.
  3. A j-Term membership (see fee schedule) begins with purchase and is valid through December 31 of the year in which the youth is 18 years of age as of January 1.
  4. BIRTH DATE. The youth's birth date must be received in the APHA office prior to receiving awards. A birth certificate may be required should any question arise as to the authenticity of the birth date submitted to the APHA office.
  5. A current AjPHA membership will be mandatory to exhibit at an APHA-approved show (see SC-160.A.) Exception: Leadline. All owners must also possess a current APHA/AjPHA membership in order to show in APHA-approved classes. Show management must inspect the current card, legible photocopy of the current card, or a temporary card at each show. Application/renewal for an AjPHA membership card shall be made on a form provided by APHA, available from them at no charge, and returned with applicable fees as provided. A temporary membership card may be applied for through the show secretary at an APHA-approved show. See Rules GR-020.H., SC-160.A. and AM-015.A.

### **YP-010. Youth Eligibility**

---

- A. AGE. The age limit for Youth Classes is eighteen (18) years of age. The minimum age of a youth exhibitor will be five (5) years of age with the exception of Leadline. For APHA purposes, the age of an individual on January 1 shall be maintained throughout the entire calendar year.
- B. MARRIAGE. Individuals, regardless of age, who are or have been married or whose relationship is legally recognized as a domestic partnership or civil union under the law of the jurisdiction in which they sought such relationship are ineligible to compete in Youth classes.
- C. BIRTH DATE. The youth's birth date must be received in the APHA office prior to receiving awards. A birth certificate may be required should any question arise as to the authenticity of the birth date submitted to the APHA office.
- D. REMUNERATION. A Youth may affect Novice Youth status and future Amateur/Novice Amateur eligibility by having shown, ridden, judged, trained or assisted in training a horse for remuneration, either directly or indirectly, or received compensation for instructing another person in riding in the previous three years prior to the date applying for an Amateur card. See Rule AM-010.

## YP-015. Ownership

- A. **ELIGIBILITY.** A horse exhibited in Youth classes does not have to be owned by the youth showing the horse, however, in order to be eligible for the various APHA points, titles and awards sponsored by the APHA and for exhibiting at shows sponsored by the APHA (i.e., World Show), the horse must be owned by the Youth and/or the youth's immediate family (mother, father, stepparent, brother, sister, stepbrother, stepsister, half-brother, half-sister, aunt, uncle, nephew, niece, inlaw (brother, sister), legal guardian, grandparent or step-grandparent), family owned corporation, ranch or farm. Exception: Leadline and Novice Youth (see YP-205). See Rule GR-020 and RG-035.B.1 regarding legal guardianship.
1. Points earned by youths showing horses not owned as described in YP-015.A., will be recorded by the APHA and will count only for the purpose of determining Novice Youth eligibility.
  2. Horses Under Show Lease. Youth are eligible to show leased horses with the following guidelines:
    - a. The horse must be leased to an individual only.
    - b. A Show Lease Form must be on file with APHA prior to exhibition of the leased horse. A show lease must be submitted on forms provided by APHA. The form must be signed by both the lessor and lessee, provide the effective date, and be submitted with applicable fees. (See fee schedule at front of the Rule Book).
    - c. All Show Leases expire on December 31 of the year submitted and must be renewed annually to remain in effect. If it is necessary that the lease be canceled prior to the termination date provided, it may be terminated by written notice giving termination date, signed by both the lessor and lessee. No additional fee shall be charged for termination, whether automatic or by subsequent notice thereof.
    - d. The leased horse may be shown by the youth leasing the horse and the youth lessee's immediate family members. (See YP-015.A). The lessor and their family will not be recognized as owners for competition purposes during the lease period.
      1. A leased horse may be shown by the owner of the leased horse in Zones 12, 13, 14. The owner's immediate family members are not eligible to show the horse.
    - e. The lessee must be responsible for all expenses relating to the horse, and records must be made available to APHA upon request.
      1. In the case of an owner exhibiting the leased horse, each exhibitor must be responsible for all expenses related to their specific exhibition of the horse.
    - f. A Show Lease Certificate from the APHA office must be presented at the time the horse is to be shown by the lessee. If the exhibitor is related to the lessee, the exhibitor must provide their relationship to the lessee (See YP-015.A) when the certificate is presented.
    - g. Only one show lease covering a horse will be recognized at a time. Horses may not be leased to a third party at any time, and such action will not be recognized by the Association.
    - h. There is no limit to the number of horses that an individual can lease during any given period of time.
    - i. Any points, awards or money earned by the lessee during the lease period will be considered the lessee's. Any Breeders' Trust money earned by the horse during the lease period will be sent to the recorded owner as of December 31 of that point year if eligible per current Breeders' Trust Program rules.

- j. In regard to Association procedures, recordation of a show lease authorizes a lessee to execute all documents pertaining to the recognized show activities regardless of any limitations in the actual lease agreement. Enforcement against the lessee of limitation on the use of the horse and/or any other terms of the contract or lease, is the sole responsibility of the lessor. A show lease does not grant a lessee or lessee's agent authorization to sign breeder's certificate(s), stallion breeding reports, transfers or registration applications for the horse.
- k. During the effective term of the show lease, the Association will not record subsequent changes in ownership until the lease is terminated, unless the transfer shows the lessee as the new buyer. The date of sale in such a case will become the date the lease is terminated.
- 3. Horses Owned In Partnership. Horses owned in partnership or jointly with any person other than those listed above are not eligible for APHA Youth points or awards. To be eligible to earn APHA points, the Youth exhibitor must be related to each name listed on the horse's registration certificate and/or every owner of the farm/business/partnership.
- 4. Horses Registered In The Name Of A Non-Family Owned Farm Or Ranch. Horses registered in the name of a farm or ranch other than the youths family as listed above are not eligible for APHA Youth points or awards.
- B. EVIDENCE OF OWNERSHIP. Ownership must be evidenced by the records of the APHA. Throughout these rules, the above shall stand as ownership requirements.
- C. TRANSFER OF OWNERSHIP. The exhibitor must be able to prove ownership at the time of the show by presenting the APHA registration certificate or a legible photocopy with the correct owner or owner's name printed on the certificate by the APHA office.
- D. Exhibitors not meeting ownership requirements will lose any APHA points earned but will maintain placings. The total number of entries in the class and the placings of the other exhibitors will not change.

## **YP-020. APHA Youth Titles/Awards Requirements**

---

- A. APHA RESERVED YOUTH TITLES AND/OR AWARDS. All APHA Youth Titles and Awards listed in the APHA Youth section of the APHA Rule Book are reserved by the APHA for its express use and will be awarded to the owner of record at the time the award is earned.
- B. REGISTRATION REQUIREMENTS. Titles will be awarded to any Youth/horse, which has been issued a registration certificate by the APHA, provided said Youth and horse meet the Title or Award requirements. See Rule SC-165.A.
- C. ONE HORSE-ONE YOUTH. Points toward all Titles and Awards will be tabulated on a one horse-one youth basis. In the event a horse is sold or leased to any party other than specified in Rule YP-015., a new start in acquiring points must be made by the new owner/lessee.
- D. OWNERSHIP/ELIGIBILITY REQUIREMENTS. See Rules YP-010. and YP-015.
- E. POINTS. Youth Points shall be awarded as outlined in Rule SC-060.A. Exception. Youth Showmanship at Halter and Youth Halter points shall be awarded to yearling and older horses provided the Youth meets eligibility and ownership requirements of Rules YP-010 and YP-015.



## YP-025. Performance Contest Categories

- A. CATEGORIES. The following performance contests have been divided into categories and are approved for points and/or awards. Exception: See Rule SC-301.

If a class is not listed in these categories, refer to individual class rules for award eligibility.

1. **Category I**
  - a. Youth Barrel Racing
  - b. Youth Pole Bending
  - c. Youth Stake Race
  - d. Youth Goat Tying
  - e. Youth Team Penning
  - f. Youth Ranch Sorting
2. **Category II**
  - a. Youth Reining
  - b. English Versatility Pattern
  - c. Western Versatility Pattern
  - d. Youth Western Riding
  - e. Youth Trail
  - f. Youth Ranch Reining
  - g. Youth Ranch Trail
  - h. Youth Ranch Riding
3. **Category III**
  - a. Youth Working Hunter
  - b. Youth Hunter Hack
  - c. Youth Jumping
4. **Category IV**
  - a. Youth Cutting
  - b. Youth Ranch Cutting
  - c. Youth Tie-Down Roping
  - d. Youth Team Roping
  - e. Youth Team Roping Heading
  - f. Youth Timed Team Roping
  - g. Youth Steer Stopping
- h. Youth Breakaway Roping
- i. Youth Working Cow Horse
- j. Youth Boxing
- k. Youth Ranch Cow Work
- l. Youth Ranch Box Drive
5. **Category V**
  - a. Youth Hunter Under Saddle
  - b. Youth Western Pleasure
  - c. Youth Ranch Pleasure
  - d. Youth Ranch Rail Pleasure
6. **Category VI**
  - a. Youth Hunt-seat Equitation
  - b. Youth Hunt-seat Equitation Over Fences
  - c. Youth Showmanship
  - d. Youth Western Horsemanship
7. **Category VII**
  - a. Working Ranch Horse\*
8. **Category VIII**
  - a. Mounted Shooting
9. **Category IX**
  - a. Dressage
10. **Category X**
  - a. Three-Year-Old & Older Longe Line (Zone 12, 13, 14)
  - b. Three-Year-Old & Older In-Hand Trail (Zone 12, 13, 14)
11. **Category XI**
  - a. Calas & Colas

\*Points earned prior to May 15, 2015. Class no longer offered.

## YP-030. APHA Superior Youth Champion

- A. TITLE. The title APHA Superior Youth Champion will be awarded to any Youth/horse combination which meet the qualifying Rules YP-010., YP-015. and YP-020. and these Title/Award requirements. This award shall be retroactive.
- B. UNLIMITED TIME TO EARN POINTS. Points toward the APHA Superior Youth Champion title must be earned at APHA-approved shows or contests and need not be earned in any one year.
- C. POINTS. The Youth/horse combination must have earned a total of at least 270 points, see Rule SC-060 for method of tabulation, in recognized Youth halter and performance classes.
1. Halter. At least 30 of those points have been won in Youth halter classes and of these 30 points a maximum of 15 points may be earned as a yearling.
  2. Performance. At least 240 of those points have been won in the Youth performance classes specified in Rule YP-025, excluding category X.
  3. Superior Event. Have earned a Superior in four (4) of the categories specified in Rule YP-025, excluding category X.
  4. ROM. Have earned a ROM in four of the categories specified in Rule YP-025, excluding category X, in an event other than that in which the qualifying Superiors were won.
- D. AWARD. In the event that this Title is awarded, an appropriate award shall be prepared and presented to the Youth exhibitor of the said horse at **at an APHA Sponsored Event**. A proper notation shall be made in applicable records of the APHA.

### **YP-035. APHA Youth Champion**

---

- A. TITLE. The title APHA Youth Champion will be awarded to any Youth/horse combination which meet the qualifying Rules YP-010., YP-015. and YP-020. and these Title/Award requirements.
- B. UNLIMITED TIME TO EARN POINTS. Points toward the APHA Youth Champion need not be earned in any one year. They may be accumulated until the Youth exhibitor reaches the eighteenth year age limit.
- C. POINTS. The Youth/horse combination must have earned a total of forty (40) or more points, see Rule SC-060 for method of tabulation, in recognized Youth halter and Youth performance classes.
1. Shows And Judges. That the points have been won in five (5) or more youth shows or contests and under (5) or more judges.
  2. Halter Points. That at least sixteen (16) points have been won in youth halter classes APHA approved shows. See Rule SC-060. Exception: Points shall be awarded to yearlings in their respective halter classes with a maximum of ten (10) halter points to qualify for the title.
  3. Performance Points. That at least sixteen (16) of these points have been won in Youth performance classes or contests, and with a minimum of five (5) points each having been earned in at least two (2) categories of Youth performance contests and cannot be earned in a combination of categories, as set forth in Rule YP-025.  
Note: Categories VI and X will not be used for tabulation of the sixteen (16) youth performance points for an APHA Youth Champion.
  4. Remaining Points Needed. The remaining eight (8) points may be earned in any Youth contests listed in Rule YP-025. or Youth halter, excluding category X.
- D. AWARD. ***In the event the title of APHA Youth Champion is awarded, an appropriate award shall be prepared for the Youth exhibitor by the APHA office.***

### **YP-040. APHA Youth Performance Versatility Award**

---

- A. TITLE. The title APHA Youth Performance Versatility Award will be awarded to any Youth/horse which meet the qualifying Rules YP-010., YP-015. and YP-020. and these Title/Award requirements.
- B. NO TIME LIMIT IN EARNING POINTS. Points toward the APHA Youth Performance Versatility need not be earned in any one year. They may be accumulated until the Youth exhibitor reaches the eighteenth year age limit.
- C. ROM. To earn the title of APHA Youth Performance Versatility Award, five ROM's must have been earned in the performance events listed in Rule YP-025, excluding Category X. One of these ROM's must have been earned in Showmanship at Halter.
- D. SUPERIOR EVENT RATING. A Superior Event rating must have been earned in one of these five events.
- E. AWARD. In the event the title of APHA Youth Performance Versatility is awarded, a certificate shall be prepared for the Youth exhibitor by the APHA office.

## **YP-045. APHA Youth Superior Event Award**

---

- A. **TITLE.** The title of APHA Youth Superior Event will be awarded to any Youth/horse which meet the qualifying Rules YP-010., YP-015. and YP-020. and these Title/Award requirements.
- B. **NO TIME LIMIT IN EARNING POINTS.** Points toward an APHA Youth Superior Event need not be earned in any one year. They may be accumulated until the Youth reaches the eighteenth year age limit.
- C. **POINTS.** To earn the title of APHA Youth Superior Event, fifty (50) or more points must have been earned in one approved halter or performance event. See Rule YP-085.B. and YP-090.B.-C. and E.-F. A Youth/horse combination may receive this title for each separate event in which it has earned at least fifty (50) points. See Rule SC-060.A.
- D. **CERTIFICATE.** When the title of APHA Youth Superior Event is awarded, a proper certificate shall be prepared for the Youth exhibitor by the APHA office.

## **YP-050. APHA Youth Register of Merit Award**

---

- A. **TITLE.** The title of APHA Youth Register of Merit will be awarded to any Youth and Youth/horse combination which meet the qualifying Rules YP-010., YP-015. and YP-020. and these Title/Award requirements.
- B. **NO TIME LIMIT IN EARNING POINTS.** Points toward an APHA Youth Register of Merit need not be earned in any one year. They may accumulate until the Youth reaches the eighteenth year age limit.
- C. **PURPOSE.** The purpose of the Register of Merit is to establish a record of excellence.
- D. **POINTS.** The Youth/horse combination are advanced to the Register of Merit when they have competed in one or more of the APHA-approved Youth contests shown in Rules YP-085.B. and YP-090.B.-C. and E.-F. and have won at least ten (10) points in any one event as outlined in the scale of points for contests.
- E. **CERTIFICATE.** When the title of Youth Register of Merit is awarded, a proper certificate shall be prepared for the Youth exhibitor by the APHA office

# **Year-End Awards**

---

## **YP-055. APHA Youth Top 20 Award**

---

- A. **TITLE/ELIGIBILITY.** Year end recognition will be given to the Youth/horse combinations who earn the most points in halter and performance classes while meeting the qualifying Rules YP-010, YP-015 and YP-020 and the Title/Award requirements for each of the following divisions:
  - 1. Youth 13 & Under- Top 20
  - 2. Youth 14-18- Top 20
- B. **Time Period.** Total Youth points will be compiled for Youth/horse combinations from January 1 through December 31.
- C. **Maximum Number Of Shows and Judges Counted.** A maximum of 20 APHA-approved shows may be used from which their total points will be tabulated (excluding APHA World Shows). Each show may consist of the main judge and ancillary judges (JU-000.H.6.). One alternate show will be used in the case of a tie.
  - 1. **Eligible Points.** Points earned in events listed in YP-085.B and YP-090.B-C, excluding Mounted Shooting and Dressage are eligible for this award.
  - 2. **Tabulation for Youth awards** will be based on the age of the Youth due to combining and splitting of classes.
- D. A youth may exhibit more than one horse; however, the points earned by the Youth with each horse will be compiled separately.

- E. In order to be eligible for this award, a minimum of six (6) points must be earned (excluding APHA World Shows).
- F. Award. When the titles of APHA Top 20 are awarded, buckles shall be prepared and presented to the Youth in each group (Rule YP-055.A.) by the APHA office.

### **YP-060. APHA Youth Honor Roll Award**

---

- A. TITLE/ELIGIBILITY. The title of APHA Youth Honor Roll will be awarded to any Youth/horse combination which meet the qualifying Rules YP-010., YP-015., and YP-020. and these Title/Award requirements. The ten Youth and their horses in each of the following groups earning the most points in each Youth event during each calendar year from January 1 through December 31 each year will be awarded the title:
  - 1. Youth 13 & Under
  - 2. Youth 14-18
- B. POINTS. In order to be eligible for this award, a minimum of ten (10) points must be earned (excluding APHA World Shows).
  - 1. Tabulation for Youth 13 & Under and 14-18 will be based on the age of the Youth due to combining and splitting of classes. Example: (Year) Honor Roll Youth 13 & Under (Event) Horse and (Year) Honor Roll Youth 14-18 (Event) Horse.
- C. Award. The Youth in each group (YP-060.A.1-3) earning the most points in each event during one calendar year (excluding APHA World Shows) will receive an appropriate award. See Rules YP-085.B., YP-085.C. and YP-090.B.-C. and E.-F
- D. CERTIFICATES. The Top 10 Youth and their horses in each group (YP-060.A.1-3) placing second through tenth in each Youth event will receive an appropriate certificate.

### **YP-065. APHA Youth Zone Award**

---

- A. TITLE. The title of APHA Youth Zone will be awarded to any Youth/horse combination in each age group which meet the qualifying Rules YP-010, YP-015 and YP-020 and these Title/Award requirements in the following divisions:
  - 1. Youth 13 & Under
  - 2. Youth 14-18
- B. POINTS. This award recognizes the top five (5) Youth and their horses in each group (YP-065.A.1-3) living in each of the Zones found on the APHA Zone Map. This award is based on total cumulative points earned within their respective zone from January 1 through December 31 of each year (excluding APHA World Shows). See Article VIII for states listed in the respective zones.
  - 1. Minimum six points to qualify. To qualify for any of the Zone titles or awards, the horse must have earned at least six points in that zone during the year (excluding APHA World Shows).
  - 2. Eligible Points. Points earned in events listed in YP-085.B. and YP-090.B.-C., excluding Mounted Shooting and Dressage are eligible for this award.
  - 3. Tabulation for Youth awards will be based on the age of the Youth due to combining and splitting of classes.
- C. TIE BREAKER SYSTEM.
  - 1. Youth/horse with the greatest number of performance points.
  - 2. The most points earned in the fewest number of shows.
  - 3. Tabulation for Youth awards will be based on the age of the youth due to combining and splitting of classes.
- D. AWARDS. First place in each group (YP-065.A.1-3) will receive an appropriate award. First through fifth place in each group will receive an appropriate certificate.

## **YP-070. Class and Show Approval**

- A. CLASSES. The APHA strongly recommends that show management provide classes for Youth at all APHA approved shows.
- B. SPONSORS. See Rule SC-090.A. for eligible sponsors.
- C. YOUTH OR YOUTH/AMATEUR SHOWS. All Youth and/or Youth/Amateur shows may be held separately from the independent APHA Open shows, and the APHA reserves the right to approve only one show per calendar year when sponsored by the same organization or show management.
- D. MULTI-JUDGED SHOWS.
  - 1. Each regional club is eligible for one or more sets of all Amateur, all Novice Amateur, all Amateur Walk-Trot, all Youth, all Youth Walk-Trot, and/or all Novice Youth or one or more sets of combined Novice Amateur, Amateur Walk-Trot, and/or Amateur and Novice Amateur and/or Youth multi-judged shows per year. See Rule SC-105.
  - 2. Each regional club, individual or organization is eligible for one or more sets of all Novice Amateur, all Novice Youth, all Amateur Walk-Trot, and/or all Youth Walk-Trot multi-judged shows per year. See Rule SC-105.
- E. APPROVAL/APPLICATIONS. See Rule SC-090.A-O. for Youth Show approvals and applications.
- F. RESULTS. See Rules SC-125 for Youth show Results.
- G. JUDGES. See Rules JU-000.A-K. for rules concerning judges.

## **YP-075. Youth Age Divisions**

- A. RECOGNIZED DIVISIONS. The APHA recognizes the following age divisions for Youth. Youth must show in the appropriate age division based on their age as of January 1 of the current year. Any exceptions will be specified in the appropriate event.
  - 1. If One Age Division Is Offered. If one age division is offered it should be held for eighteen (18) years and younger. In addition, it is required that a minimum of **three (3)** classes be offered as 13 and Under and these **three (3)** classes cannot be combined. A 13 and Under exhibitor may choose which division to compete on a per class basis but cannot exhibit in both divisions in the same class.
    - a. EXCEPTION: In Zones 12, 13 and 14 the minimum **three (3)** 13 and Under classes are not required.
  - 2. If Two Age Divisions Are Offered. If two age divisions are offered it should be for thirteen (13) years and younger and eighteen (18) years and younger. In addition, it is required that a minimum of **three (3)** classes be offered as 13 and Under and these **three (3)** classes cannot be combined. A 13 and Under exhibitor may choose which division to compete on a per class basis but cannot exhibit in both divisions in the same class. See SC-185.D.
    - a. EXCEPTION: In Zones 12, 13 and 14 the minimum **three (3)** 13 and Under classes are not required.
- B. SPLITTING OR COMBINING AGE DIVISIONS. Show management may combine or split age groups as justified by entries if there is unanimous consent of all involved exhibitors, however, if one division is not a two (2) point earning class, then show management may combine age groups, without unanimous consent of all exhibitors.

## **YP-080. Youth Program General Rules**

- A. HORSE PROPERLY REGISTERED. Any Youth exhibitor must be able to prove that the horse is properly registered with the American Paint Horse Association. See Rule SC-165. Show management must inspect the original Registration certificate or photocopy of certificate for each horse entered in approved classes.

1. Photocopy. If a photostatic copy is used, it must be made for the type of certificate which lists ownership with breeding information on the face of the certificate.
- B. STALLIONS. STALLIONS CANNOT BE USED IN ANY APHA-APPROVED YOUTH CLASSES.
  1. A youth must be at least 16 years of age to exhibit a stallion in open classes. See Rule SC-160.A.2.
- C. ENTRY AND OWNERSHIP. Entry shall be made in the name of the youth and the entry must be signed by the parent or legal guardian of the exhibitor. If the exhibitor and owner is the same, that same name must be listed on the show result sheets as it appears on the Registration Certificate. For show entry fees see Rule SC-160.E.
- D. ENTRY WITHDRAWAL. See Rules SC-175.A. and SC-185.A.
- E. ERRORS IN ENTRY. The exhibitor is responsible for errors on the entry blanks. A horse entered in the wrong class may be transferred to its correct class after the judging program has been printed.
- F. DIFFERENT CONTESTANTS EXHIBITING THE SAME HORSE. A horse may not be shown by more than one exhibitor in the same event regardless of the youth divisions (13 & under or 18 & under classes) at the same horse show. Example: A horse being exhibited in Western Pleasure 13 & under may not be exhibited in Western Pleasure 18 & Under by another exhibitor at the same horse show. However, a horse being exhibited in Western Pleasure 13 & under may be exhibited in Novice Youth and/or Youth Walk-Trot Western Pleasure by another exhibitor at the same horse show as these divisions cannot be combined.
- G. SAME CONTESTANT EXHIBITING MULTIPLE HORSES IN GROUP CLASSES: A 13 & Under exhibitor in 13 & Under or 18 & Under classes may show up to two different horses in group classes (Showmanship, Western Pleasure, Horsemanship, Hunter Under Saddle, Hunter Hack, Hunt-seat Equitation and Equitation Over Fences) as long as one horse is shown in the 18 & Under group class and a different horse is shown in the 13 & Under group class. Should the class be combined, the 13 & Under exhibitor must choose on which horse to compete.
  1. ***In Zones 12, 13 and 14 a maximum of 2 horses can be shown per exhibitor in Horsemanship and Hunt-seat Equitation classes regardless of age division (18 & Under or 13 & Under). See YP-115 and YP-120.***
- H. SAME CONTESTANT RIDING TWO HORSES IN INDIVIDUAL WORKING EVENTS. An exhibitor may exhibit a maximum of two horses in the following individual working events: Barrel Racing, Breakaway Roping, Tie-Down Roping, Cutting, Team Penning, Goat Tying, English Versatility Pattern, Jumping, Pole Bending, Reining, Stake Race, Steer Stopping, Team Roping Heading, Team Roping Heeling, Timed Team Roping, Ranch Sorting, Ranch Riding, Ranch Pleasure, Ranch Trail, Ranch Reining, Ranch Boxing, Ranch Box Drive, Ranch Cow Work, Trail, Western Versatility Pattern Western Riding, Working Cow Horse, Boxing and Working Hunter. Each horse may have only one exhibitor per class.
  1. A 13 & Under exhibitor, in individual working events, may show any combination in 13 & Under and 18 & Under as long as a maximum of 2 different horses are exhibited and that horse is only shown one time by any exhibitor in that event. For example, a 13 & Under exhibitor in individual working events may exhibit both horses in the 18 & Under, both horses in the 13 & Under, 1 horse in 13 & Under and 1 horse in 18 & Under. The same horse cannot be shown in both the 13 & Under and 18 & Under divisions in the same event.

- I. REQUEST BY JUDGE TO CHANGE HORSES. A judge may not ask the exhibitor to change horses with another exhibitor in any Youth event.
- J. EXHIBITOR SECURED TO SADDLE. Youth exhibitors may not be tied, buckled or fastened to a horse or any portion of the tack in Youth classes. EXCEPTION: Any exhibitor with a handicap which necessitates such assistance.
- K. UNASSISTED ENTRY INTO ARENA. All horses in Youth events, with the exception of leadline and walk-trot classes, must enter the arena unassisted.
- L. TIMED EVENTS. In all timed events, the horse must enter the arena unassisted. The exhibitor may enter the opening of the arena at the exhibitors' preferred speed. The gate will close once the horse is in the arena. The gate must remain closed and the horse come to a halt inside the arena before the gate is again opened.
  - 1. The hat must be on the exhibitor's head when the exhibitor enters the arena. There is no fine/penalty for losing a hat during the run.
  - 2. In speed events, all exhibitors may use a rubber band per foot (maximum width of ¼ inch) during competition but may not be tied, buckled or fastened by any other means during competition.
- M. SITUATIONS/EVENTS NOT SPECIFICALLY STATED. FOR ANY SITUATION OR EVENT NOT COVERED BY YOUTH PROGRAM RULES AND REGULATIONS, THE RULES AND REGULATIONS APPLYING TO APHA APPROVED SHOW AND CONTESTS SHALL APPLY.  
EXAMPLES:
  - 1. UNSPORTSMANLIKE CONDUCT. See Rule GR-040.G. and GR-066.
  - 2. GO-ROUNDS. See Rule SC-185.J.
  - 3. HACKAMORE/SNAFFLE. See Rule SC-240.I and J (Exception: In APHA Youth classes at shows held in Zones 12, 13 and 14, exhibitors age 13 & under are allowed to show a horse, regardless of age, in a snaffle bit or hackamore and may be ridden with one or two hands on the reins.)
  - 4. DISQUALIFICATIONS. See Rule SC-160.I. 1-3.

## **YP-085. Halter**

---

- A. POINTS. See Rule SC-060. for distribution of points.
  - 1. Geldings Listed as Stallions. Geldings which are still listed as stallions according to APHA records at the time the show results are processed at the APHA office will be disqualified but entries will not be lowered.
- B) Youth Halter classes must be offered for appropriate all sex divisions. All Youth halter classes of a sex division must be judged prior to Youth Grand and Reserve of that sex division.

## **YP-090. Performance and Equitation Events**

---

- A. POINTS. See Rule SC-060. for point distribution.
- B. APPROVED PERFORMANCE EVENTS.
  - 1. Barrel Racing.
  - 2. Breakaway Roping.
  - 3. Cutting.
  - 4. Goat Tying.
  - 5. English Versatility Pattern
  - 6. Hunter Hack.
  - 7. Hunter Under Saddle (BPH).
  - 8. Jumping.
  - 9. Pole Bending.
  - 10. Ranch Sorting.
  - 11. Ranch Cutting.
  - 12. Ranch Rail Pleasure.
  - 13. Ranch Riding.

14. Ranch Pleasure.
  15. Ranch Trail.
  16. Ranch Reining.
  17. Ranch Box Drive.
  18. Ranch Cow Work.
  19. Reining.
  20. Showmanship at Halter.
  21. Stake Race.
  22. Steer Stopping.
  23. Team Penning.
  24. Team Roping Heading.
  25. Team Roping Heeling.
  26. Timed Team Roping.
  27. Tie-Down Roping.
  28. Trail.
  29. Western Pleasure.
  30. Western Versatility Pattern
  31. Western Riding.
  32. Working Cow Horse.
  33. Boxing.
  34. Working Hunter.
  35. Three-Year-Old & Older Long Line (Zone 12, 13, 14)
  36. Three-Year-Old & Older In-Hand Trail (Zone 12, 13, 14)
  37. Mounted Shooting.
  38. Dressage.
  39. Calas & Colas.
- C. EQUITATION EVENTS.
1. Hunt-seat Equitation.
  2. Hunt-seat Equitation Over Fences.
  3. Western Horsemanship (Equitation).
- D. EQUITATION PARTICIPATION EVENTS.
1. Lead Line.
  2. Walk-Trot.

### **YP-095. All-Around Youth Show Award**

- A. AWARD NOT MANDATORY. It is not mandatory for an all-around youth award to be made at an APHA-approved show; however, if such an award is offered, the following scoring system is the recommended method to be used to determine the winner.
1. It must be based on a one-horse, one-Youth combination.
  2. All approved Youth classes, including halter, will count equally towards this award but in order to be eligible to receive this award, the contestant must show in at least three Youth performance classes. No particular class may be considered mandatory.

### **YP-100. Showmanship at Halter**

Available for Youth, Novice Youth, and Youth Walk-Trot divisions.

- A. ATTIRE.
1. Suitable western attire should be worn as outlined by Rule SC-235.A. Exception: Spurs, chinks or chaps must not be worn.
  2. A clean well fitting halter with an appropriate lead is required.
- B. CLASS DESCRIPTION.
1. The showmanship class is not another halter class and should not be judged as such. The class shall be judged strictly on the exhibitor's ability to fit and show a horse at halter. The class is designed to evaluate the exhibitor's ability to execute, in concert with their horse, a set of maneuvers prescribed by the judge with precision and smoothness while



exhibiting poise and confidence, and maintaining a balanced, functional and fundamentally correct body position.

2. PATTERN. A pattern shall be posted with sufficient time for exhibitors to review prior to the commencement of their class. If there is a finals pattern, it also shall be posted at the same time.

#### C. CLASS PROCEDURES.

1. All exhibitors may enter the ring and then work individually or each exhibitor may be worked from the gate individually. When exhibitors are worked individually from the gate, a working order is required. Exhibitors should be instructed to either leave the arena or fall into line.
2. The following maneuvers are considered acceptable:
  - a. Lead the horse at a walk and trot.
  - b. Stops.
  - c. Turns of 90 ( $\frac{1}{4}$ ), 180 ( $\frac{1}{2}$ ), 270 ( $\frac{3}{4}$ ), 360 (full turn) degrees or any combination or multiple of these turns.
  - d. Back in a straight or curved line.
3. The judge must have each exhibitor set the horse up squarely for inspection during the class.

#### D. JUDGING POINTS.

1. Appearance of the exhibitor should be neat, clean and appropriate western wear must be worn.
2. Appearance of Horse: The horse should appear fit and well conditioned. The hair coat should be clean and well brushed. The mane and tail should be clean and tangle free. The mane may be banded or braided, but it is not mandatory. It is acceptable to roach the mane but the forelock and tuft over the withers should be left. The bridle path, eyebrows and long hairs on the head and legs may be clipped, but it is not mandatory. The inside of the ears may be clipped. Hooves should be properly trimmed and if shod, the shoes should fit correctly and clinches should be neat. Hooves should be clean and may be painted black, brown or clear, with hoof dressing, or be shown naturally.
3. Performance.
  - a. Exhibitors should be poised, confident, courteous and sportsmanlike at all times. The exhibitor should continue showing the horse, correcting faults in the positioning of the horse until the class has been placed or excused.
  - b. The exhibitor must lead on the horse's left side holding the lead shank in the right hand near the halter with the tail of the lead held in the left hand. Exhibitor should not hold on to the chain portion of the lead shank. The excess lead should never be tightly coiled or drag the ground, but should be folded loosely coiled. When exhibiting horses in showmanship, when a chain is used, the chain portion of the lead shank shall be under the chin or over the nose of the horse with preference being under the chin and snapped to the off side of the halter. Exhibitors shall not be allowed to have the chain portion in or through the horse's mouth in any manner. Leading, backing, turning and initiating the set up should be performed from the left side of the horse. The exhibitor should never stand directly in front of their horse.
  - c. The stop should be straight, smooth and responsive with the horse's body remaining straight.
  - d. The exhibitor should face the horse when backing. The horse should back up readily with the head, neck and body aligned in a straight or curved line as instructed.

- e. When executing a turn to the right the exhibitor should face the horse and move the horse away from them. On turns of 90 degrees or greater the horse should pivot on the right or left hind leg while stepping across with the front legs. Pull turns are not allowed.
  - f. The horse should set up quickly with the hooves squarely underneath the body. The exhibitor does not have to reset a horse that stops square. The exhibitor should stand angled toward the horse, use only the lead shank to achieve the set up and never leave the horse's head. The exhibitor should never stand directly in front of their horse, touch the horse with their hands or feet, or visibly cue the horse by pointing their feet at the horse's hooves during set up. The exhibitor is required to use the Quarter Method when presenting their horse. The exhibitor should maintain a position that is safe for themselves and the judge. The position of the exhibitor should not obstruct the judge's view of the horse and allow the exhibitor to maintain awareness of the judge's position at all times. When moving around the horse the exhibitor should change sides in front of the horse and assume the same position on the right side of the horse that they had on the left side.
4. SCORING. The scoring will be on the basis of 0-infinity, with 70 denoting an average performance. The individual maneuvers are scored in ½ point increments from -3 extremely poor, -2 very poor, -1 poor, 0 average or correct, +1 good, +2 very good, +3 excellent, with a score of 0 denoting a maneuver that is correct with no degree of difficulty. Exhibitors overall form and effectiveness should also be scored from 0 to 5 with 0 to 2 average, 3 good, 4 very good, 5 excellent.
  5. Penalties. Maneuver evaluations and penalty applications are to be determined independently. The following penalties will be applied for each occurrence and will be deducted from the final score:
    - a. Three (3) point penalties include:
      1. Break of gait at a walk or trot for up to two strides
      2. Over or under turning up to 1/8 of a turn
      3. Ticking or hitting cone
      4. Sliding a pivot foot
      5. Lifting a pivot foot during a pivot and replacing it in the same place.
      6. Lifting a foot and replacing it in the same place after presentation.
    - b. Five (5) point penalties include:
      1. Not performing the gait, maneuver, or not stopping within 10 feet of designated area
      2. Break of gait at walk or trot for more than 2 strides
      3. Splitting the cone (Cone between the horse and handler)
      4. Horse stepping out of set-up after presentation
      5. Horse stepping out of or moving the hind end significantly during a pivot or turn
      6. Over or under turning 1/8 to 1/4 of turn
      7. Horse resting a foot or hipshot in a setup
    - c. Ten (10) point penalties include:
      1. Exhibitor is not in the required position during inspection
      2. Exhibitor touching the horse or kicking or pointing their feet at the horse's feet during the setup
      3. Standing directly in front of the horse
      4. Loss of lead shank, holding chain, or two hands on shank.
      5. Severe disobedience to include but not limited to: biting, pawing, rearing, kicking out or continuously circling the exhibitor

6. Horse stepping out of or moving the hind end significantly during a pivot or turn more than one time.
- d. Disqualifications (should not be placed) include:
  1. Horse becomes detached from exhibitor
  2. Failure of exhibitor to wear correct number in a visible manner
  3. Willful abuse
  4. Excessive schooling or training; use of artificial aids
  5. Illegal equipment
  6. Loss of control or severe disobedience that endangers the exhibitor or others
  7. Knocking over the cone or going off pattern
  8. Never performing specific gait
  9. Over or under turning more than a ¼ of a turn of designated turn
  10. Lameness

### **YP-105. Lead Line (Equitation)**

- A. ATTIRE. Youth may exhibit in Western or English attire. Equipment on the horse must correspond with exhibitor attire, including a saddle adjusted so that the exhibitor's feet are placed properly in stirrups. See rules SC-235 or SC-240. and SC-195.
- B. AGE. This class is for Youth three to eight years of age as of January 1. The horse must be led by an individual 16 years of age or older, and the exhibitor must exhibit some knowledge of equitation.
  1. May Not Show in Other Classes. The exhibitor in a lead line class may not show in other riding classes at that show, but the horse can be used in other classes.
- C. ELIGIBILITY. All registered Paint Horse mares and geldings, regardless of their registration status, are eligible to enter this class.
- D. NO POINTS. This class will not count for APHA Youth points or toward all-around awards, but will count as entries in the show.
- E. OWNERSHIP. It is not necessary that the horse be in the rider's name.
- F. RING PROCEDURE. The exhibitors will enter the ring with feet properly placed in stirrups at a flat-footed walk turning to the right and proceeding in a counter clockwise direction on the rail. The class will be worked at a walk or trot both directions of the ring.
  1. Backing the Horse. In the lineup, the judge may ask exhibitors to back their horses to help him judge the extent of the exhibitor's horsemanship. If he judge asks the exhibitor to back the horse in the lineup, the adult should not aid the exhibitor. The adult should only keep the horse under control.
  2. Lead Shank. A lead shank at least six feet long must be attached to the shank of the bit or to a halter that is under the bridle so that while the exhibitor is in the ring, the horse is controlled by the adult.
- G. JUDGING THE EXHIBITOR. The exhibitor will be judged on his basic position in the saddle, hand, leg, feet in stirrups, seat and back position.
- H. SHOW RESULTS. The lead line show results will be sent with the other results by the show secretary and upon recordation in the APHA office, a certificate will be mailed to those Youth who have participated in a minimum of ten (10) classes and have sent written request for such certificate.

### **YP-109. Walk-Trot Division 11-18**

- A. ATTIRE AND TACK. Attire and tack must meet the standards in Rules SC-235 and SC-240 and SC-195.
- B. AGE. This division is for Youth eleven (11) to eighteen (18) years of age. This division cannot be combined with Youth Walk-Trot 5-10.

C. **ELIGIBILITY.** All participants in this division must meet Youth Eligibility as outlined in YP-010, and hold a current Youth Walk-Trot card and an individual AjPHA membership, which will be applied for annually and limit that exhibitor to those classes only for the calendar year. Once an exhibitor earns a World or Reserve World Championship title in a corresponding class, they are no longer eligible for this division at the end of the calendar year. He or she MAY also enter halter, showmanship (in addition to Walk-Trot but MAY NOT enter any lope classes at any show where APHA-approved classes are held at the same event. If no Walk-Trot classes are offered, the exhibitor cannot show in any other division (unless otherwise specified).

1. An exhibitor is prohibited from competing in a lope/canter class in **APHA, PtHA or any other national or international breed or discipline association**, or on an intercollegiate team roster for a loping division, during the same year in which the exhibitor holds an Youth Walk-Trot Card.

2. **Reclassification.** Reclassification from Youth Walk-Trot to Novice Youth can only be requested one time per calendar year. Reclassification from Youth and/or Novice Youth to Walk Trot is prohibited during the calendar year. That is, the same exhibitor may not compete as Youth and/or Novice Youth and then reclassify and compete as Walk-Trot, on the same or another horse, in the same calendar year. The exhibitor may reapply the following year for classification in Walk-Trot. See reclassification fee at front of book in fee schedule.

3. Classes from this division are not intended to be held at the APHA World Shows.

D. **OWNERSHIP.** A horse exhibited in Youth Walk-Trot classes does not have to be owned by the contestant showing the horse; however, to be eligible for the various APHA points, titles, and awards sponsored by the APHA, the ownership requirements must be met. See rule YP-015.A.

E. **POINTS.** Points earned in this class will count towards APHA Youth Walk-Trot Register of Merit and Superior event award. Points in this class will not count toward any other APHA awards.

F. **CLASSES WHICH MAY BE OFFERED.**

1. **Showmanship.** To be judged in the same manner as any other showmanship class.

2. **Western Pleasure.** To be judged in the same manner as any other western pleasure class but omitting the lope.

3. **Western Versatility Pattern.** To be judged with a simple pattern but omitting the lope.

4. **Western Horsemanship.** To be judged with a simple pattern but omitting the lope. Will not be asked to mount or dismount.

5. **Trail.** Scored the same as any other trail class but omitting the lope. Will not be asked to ground tie. A minimum of four and a maximum of ten (10) obstacles is required. Care should be taken to have a course with appropriate elements and number of obstacles suitable for Walk-Trot exhibitors.

6. **Hunter Under Saddle.** To be judged the same as any other hunter under saddle class, but omitting the canter or hand gallop.

7. **English Versatility Pattern.** To be judged with a simple pattern but omitting the canter.

8. **Hunt-seat Equitation.** To be judged with a simple pattern but omitting the canter. Will not be asked to drop irons, mount or dismount.

9. **Working Hunter Over Fences.** Scored on suitability of horse to rider, manners and style of jumping. Obstacles will not exceed one foot, crossbars are preferred. One change of direction, simple course of no more than eight (8) fences or no less than four (4) fences. No cantering.

However, cantering after fence is acceptable as long as horse returns to a trot before next fence.

10. Ranch Pleasure. See Rule SC-304 for complete class rules.

a. No horse may cross enter into any other western pleasure or hunter under saddle class at the same show.

11. Ranch Trail. See Rule SC-305 for complete class rules.

a. No horse may cross enter into any other trail class at the same show.

12. Ranch Reining. See Rule SC-309 for complete class rules.

a. No horse may cross enter into any other reining class at the same show.

b. Patterns are up to the discretion of the judge and/or show management. This class is to be run with walk-in patterns only. Patterns must include a walk, trot, extended trot, one set of large circles and one set of small circles in each direction, a spin in each direction and one stop and one back.

G. **CONTESTANTS EXHIBITING THE SAME HORSE.** A horse may be shown by more than one exhibitor in the same event in different Youth Walk-Trot age divisions at the same horse show. A horse being exhibited in any Walk-Trot class may be exhibited in Novice Youth, Youth 18 & Under and/or Youth 13 & Under classes by another exhibitor.

## **YP-110. Walk-Trot Division 5-10**

A. **ATTIRE AND TACK.** Attire and tack must meet the standards in Rules SC-235 and SC-240 and SC-195.

B. **AGE.** This division is for Youth five (5) to ten (10) years of age. When an exhibitor enters any of these Walk-Trot classes at a show, he or she may not enter any other classes at that show with the exception of halter and showmanship (in addition to Walk-Trot). Only an individual AjPHA membership card is required to compete in this division. This division cannot be combined with Youth Walk-Trot 11-18.

1. **Limited Classes.** An exhibitor may not show in both lead line and Walk-Trot riding classes. The horse can be used in other classes.

C. **OWNERSHIP.** A horse exhibited in Youth Walk-Trot classes does not have to be owned by the exhibitor showing the horse; however, to be eligible for the various APHA points, titles, and awards sponsored by the APHA and for exhibiting at shows sponsored by APHA (i.e. World Show), the ownership requirements must be met. See rule YP-015.A.

D. **POINTS.** Points earned in this class will count towards APHA Youth Walk-Trot Register of Merit, Superior Event and Youth Zone awards. Points in this class will not count toward any other APHA awards. (World Show points do not count toward year-end awards.)

E. **CLASSES WHICH MAY BE OFFERED.**

1. **Showmanship.** To be judged in the same manner as any other showmanship class.

2. **Western Pleasure.** To be judged in the same manner as any other western pleasure class but omitting the lope.

3. **Western Versatility Pattern.** To be judged with a simple pattern but omitting the lope.

4. **Western Horsemanship.** To be judged with a simple pattern but omitting the lope. Will not be asked to mount or dismount.

5. **Trail.** Scored the same as any other trail class but omitting the lope. Will not be asked to ground tie. A minimum of four and a maximum of ten (10) obstacles is required. Care should be taken to have a course with appropriate elements and number of obstacles suitable for Walk-Trot exhibitors.

6. English Versatility Pattern. To be judged with a simple pattern but omitting the canter.
  7. Hunter Under Saddle. To be judged the same as any other hunter under saddle class, but omitting the canter or hand gallop.
  8. Hunt-seat Equitation. To be judged with a simple pattern but omitting the canter. Will not be asked to drop irons, mount or dismount.
  9. Working Hunter Over Fences. Scored on suitability of horse to exhibitor, manners and style of jumping. Obstacles will not exceed one foot, crossbars are preferred. One change of direction, simple course of no more than eight (8) fences or no less than four (4) fences. No cantering. However, cantering after fence is acceptable as long as horse returns to a trot before next fence.
  10. Ranch Pleasure. See Rule SC-304 for complete class rules.
    - a. No horse may cross enter into any other western pleasure or hunter under saddle class at the same show.
  11. Ranch Trail. See Rule SC-305 for complete class rules.
    - a. No horse may cross enter into any other trail class at the same show.
  12. Ranch Reining. See Rule SC-309 for complete class rules.
    - a. No horse may cross enter into any other reining class at the same show.
    - b. Patterns are up to the discretion of the judge and/or show management. This class is to be run with walk-in patterns only. Patterns must include a walk, trot, extended trot, one set of large circles and one set of small circles in each direction, a spin in each direction and one stop and one back.
- F. **CONTESTANTS EXHIBITING THE SAME HORSE.** A horse may be shown by more than one exhibitor in the same event in different Youth Walk Trot age divisions at the same horse show. A horse being exhibited in any Walk Trot class may be exhibited in Novice Youth, Youth 18 & Under and/or Youth 13 & Under classes by another exhibitor.

## **YP-115. Hunt-Seat Equitation**

This class is offered in Youth, Novice Youth, Youth Walk-Trot.

- A. **ENGLISH APPOINTMENTS**
  1. English Attire. See Rule SC-195.A.
  2. English Tack. See Rule SC-195.C
- B. **EQUITATION.** Hunt-seat equitation on the flat is an evaluation based on the ability of an exhibitor to perform various maneuvers in harmony with his/her horse. The communication between horse and exhibitor through subtle cues and aids should not be obvious. Equitation is judged on the exhibitor and his/her effect on the horse. Hunt-seat equitation on the flat provides a base for a natural progression to over fence classes.
- C. **PATTERN.** It is mandatory that the judge post the pattern at least one hour prior to commencement of the class. The pattern should be designed so the majority of exhibitors can perform it in a reasonable length of time (under 60 seconds). All patterns must include a walk, trot, canter and a back. Walk-Trot patterns will omit the canter. All ties will be broken at the discretion of the judge.
- D. **CLASS PROCEDURE.** Exhibitors may be worked individually from the gate or they may all enter at once but a working order must be drawn regardless. Exhibitors should be instructed to either leave the arena, fall into line, or fall into place on the rail after their work. The whole class, or just the finalists, may, at the judge's discretion work at all three gaits at least one direction of the arena. **Exception: In Zones 12, 13 and 14 a line up and rail work shall not be held. Each exhibitor will be worked from the gate individually. A maximum of 2 horses can be shown per exhibitor.** Individual works may be comprised of any of the following:

1. Group #1: Walk, Sitting Trot, Extended Trot, Posting Trot, Canter, Circles, Figure 8, Halt, Back, Sidepass, Address Reins, Demonstrate Change of Diagonal.
  2. Group #2: Serpentine (Trot or Canter), Turn on Haunches or Forehand, Leg Yield, Flying or Simple Change of Lead (When a lead change is a required maneuver, it may be designated as a simple change or the exhibitor has the option to perform either a simple or flying lead change.).
  3. Group #3: Canter and Hand Gallop in a straight or curved line, Counter Canter Figure 8, Drop or Pick-up irons without stopping.
    - a. A turn on the forehand to the right is accomplished by moving haunches to the left.
    - b. A forehand turn to the left is accomplished by moving haunches to the right.
    - c. If exhibitors are asked to drop their irons, they can leave them down or cross them over the withers.
- E. BASIC POSITION.
1. Judges should not ask exhibitors to mount or dismount.
  2. Hands should be over and in front of horse's withers, knuckles thirty degrees inside the vertical, hands slightly apart and making a straight line from horse's mouth to rider's elbow. Method of holding reins is optional, and bight of reins may fall on either side. However, all reins must be picked up at the same time.
  3. The eyes should be up and shoulders back. Toes should be at an angle best suited to exhibitor's conformation; heels down, calf of leg in contact with horse. Iron should be on the ball of the foot and must not be tied to the girth.
- F. THE WALK. Should be a 4-beat gait with the rider in a vertical position with a following hand.
- G. THE POSTING TROT. Figure 8 at trot, demonstrating change of diagonals. At left diagonal, exhibitor should be sitting the saddle when left front leg is on the ground; at right diagonal exhibitor should be sitting the saddle when right front leg is on the ground; when circling clockwise at a trot, exhibitor should be on left diagonal; when circling counter-clockwise, exhibitor should be on right diagonal. The exhibitor should close his/her hip angle to allow his/her torso to follow the horizontal motion of the horse. The upper body should be inclined about 20 degrees in front of the vertical.
- H. SITTING TROT AND CANTER. At the sitting trot the upper body is only slightly in front of the vertical. At the center the body should be positioned slightly more in front of the vertical. As the stride is shortened, the body should be in a slightly more erect position.
- I. TWO POINT POSITION. The pelvis should be forward, but relaxed, lifting the exhibitor's weight off the horse's back and transferring the weight through the exhibitor's legs. In this position the two points of contact between horse and exhibitor are the exhibitor's legs. Hands should be forward, up the neck, not resting on the neck.
- J. HAND GALLOP. A three-beat, lengthened canter ridden in two-point position. The legs are on the horse's sides while the seat is held out of the saddle. When at the hand gallop, the exhibitor's angulation will vary somewhat as the horse's stride is shortened and lengthened. A good standard at a normal hand gallop should be about 30 degrees in front of the vertical.
- K. SCORING. The scoring will be on the basis of 0-infinity, with 70 denoting an average performance. The individual maneuvers are scored in ½ point increments from -3 extremely poor, -2 very poor, -1 poor, 0 average or

correct, +1 good, +2 very good, +3 excellent, with a score of 0 denoting a maneuver that is correct with no degree of difficulty. Exhibitors overall form and effectiveness should also be scored from 0 to 5 with 0 to 2 average, 3 good, 4 very good, 5 excellent.

1. Penalties. Maneuver evaluations and penalty applications are to be determined independently. The following penalties will be applied for each occurrence and will be deducted from the final score:

- a. Three (3) point penalties include:
  1. Break of gait at walk or trot up to 2 strides
  2. Over or under turn of 1/8 to 1/4 of the prescribed turn
  3. Tick or hit of cone.
  4. Missing a diagonal up to two strides in the pattern or on the rail
- b. Five (5) point penalties include:
  1. Not performing the specific gait, maneuver, or not stopping when called for in the pattern within 10 feet (3 meters) of the designated location
  2. Missing a diagonal for more than two strides in the pattern or on the rail
  3. Incorrect lead or break of gait (except when correcting an incorrect lead) at the canter
  4. Complete loss of contact between exhibitor's hand and the horse's mouth
  5. Break of gait at walk or trot for more than two strides
  6. Loss of iron
  7. Head carried too low and/or clearly behind the vertical while the horse is in motion, showing the appearance of intimidation
  8. Obviously looking down to check leads or diagonals
- c. Ten (10) point penalties include:
  1. Loss of rein
  2. Use of either hand to instill fear or praise while on pattern or during rail work
  3. Holding saddle with either hand
  4. Spurring or use of crop in front of the girth
  5. Blatant disobedience including kicking, pawing, bucking and rearing
- d. Disqualifications (should not be placed) include:
  1. Failure by exhibitor to wear correct number in visible manner
  2. Inhumane treatment of the horse
  3. Excessive schooling or training
  4. Fall by horse or rider
  5. Illegal use of hands on reins
  6. Use of prohibited equipment
  7. Going off pattern, including: knocking over or wrong side of cone or marker; never performing designated gait, lead or diagonal; over or under turning more than 1/4 turn
  8. Lameness

## **YP-116. Hunt-seat Equitation Over Fences**

Hunt-seat Equitation Over Fences is a class available only in the amateur and youth divisions. The purpose of this event is to evaluate amateur and youth exhibitor's correctness and ability over the fences. This class should be judged on the precision of riding ability while executing the jumps. The class objective is to judge the exhibitor's ability over the fences, not the horse. Only the effect the exhibitor has on a horse is to be considered. How an exhibitor elects to ride the course, the pace and approach to the jumps are used to evaluate the exhibitor's judgment and ability.

A. English Attire. See Rule SC-195.A.



- B. POSITION. Refer to Hunt-seat EQUITATION ON THE FLAT; BASIC POSITION.
1. At least four obstacles are required and horses must jump a minimum of six fences.
  2. Refer to WORKING HUNTER regarding hunter courses which should be offered enabling the exhibitor to be judged on their ability to establish and maintain an even hunting pace.
  3. At least one change of direction is required.
  4. Minimum height of fences must be 2'3" ( 68.5 cm), with a maximum height of 3' (91.4 cm). Except in novice classes where classes where the maximum height is 2'9" (83.8 cm).
  5. It is recommended that show management offer this class prior to its corresponding working hunter class.
- C. CLASS ROUTINE. The exhibitor is being judged as soon as he/she enters the arena.
1. Exhibitors have the option of entering the arena at any gait (unless otherwise stated on the course), making transition to canter from halt, walk or trot before approaching the first fence.
  2. Each exhibitor may circle once before approaching the first obstacle, then proceeds around the course keeping an even pace throughout. If an exhibitor steps into the obvious wrong lead for one or two strides only before or on the courtesy circle, it is noted on the score sheet, which may be used as a tie breaker in the event of a ride of equal quality and score.
  3. Exhibitor must obtain correct lead to properly turn around end of arena before breaking into final trot circle. The class is not over until the exhibitor trots a circle and walks out of the ring. Exhibitors should leave the arena at a walk unless otherwise instructed.
  4. Except for refusals, jumping faults of the horse are not to be considered unless it is the result of the exhibitor's ability. If a refusal occurs in a double or triple, competitors must re-jump all obstacles in the combination.
  5. In cases of broken equipment or loss of shoe, competitor must continue or be eliminated.
  6. An exhibitor may enter the class only one time.
- D. The following will result in elimination:
- Three accumulative refusals
- Off course
1. If elimination occurs during a ride-off, the competitor is placed last of all those chosen for the ride-off.
- E. Major faults include:
1. A refusal
  2. Loss of stirrup
  3. Trotting while on course when not part of a test
  4. Loss of reins
  5. Incorrect diagonal
  6. Outside assistance will be penalized at the judge's discretion.
- F SUGGESTED SCORING SYSTEM.
1. Judging. Horses shall be judged on manners, way of going and style of jumping. Horses shall be credited with maintaining an even hunting pace that covers the course with free-flowing strides. Preference will be given to horses with correct jumping style.
  2. Scoring. Horses shall be scored either by traditional symbol system as outlined in SC-215.E.3 or by breed numeric standard. In either case, scoring shall be from 0-100 and 70 shall be considered average. When using the breed numeric standard, each fence shall be scored in ½ point increments from -1½ to +1½ with -1½ denoting an extremely poor quality

performance at a jump and +1½ denoting excellent quality at a jump. “0” will be considered an “average”, safe, correct jump. When using the breed numeric system, the following penalties shall apply (as well as evaluation of fence by score).

3. Penalties. In using the breed numeric standard, the following penalties shall be applied in evaluating major and minor faults. This numeric system shall also apply to the scoring of Equitation Over Fences for Youth and Amateur.

<u>a. Penalty</u>	<u>Deduction</u>
Tick of rail	½ point each
Out of lead within line (cross cantering)	½ point per stride within line
Drift along fence	1 point each
Early unfold of knees	1 point each unfold
Rap of rail	1 point each
Uneven knees (one knee pointing below level)	2 points
Swinging knees or hind	2 points
Loose lower leg	2 points
Gaping or pulling down in bridle	2 points
Out of lead after line	2 points first ½ of end, 2 points second ½ of end
Swap out (last 2 strides before fence)	3 points
Weak departure	2-5 points
Play	0-5 points
Hard rap on rail (nearly knocking off rail)	2-5 points
Add stride	5 points
Equitation – canter at trot fence	5 points per canter stride
Stalling or propping	5 points
Hanging knees down	5 points each fence
Slapping front legs down	5 points
Off all fours or kick out	5-10 points
Hanging one leg down	10 points
Use of whip	10 points
Equitation – jump ahead/ left behind (evaluate danger)	10-20 points
Equitation – wrong diagonal to trot fence when one is obvious	10 points
Trading leads (after corner & more than 2 strides out)	10-20 points
Leaving off of one leg (evaluate danger or pedaling)	10-20 points
Add stride in an “In & Out”	20 points
Rail down (5-20 in Equitation)	20 points
Trotting on course	20 points
Failure to obtain lead through corners and end	20 points
Refusal	30 points
Bucking	30 points
Equitation – Dropping a rein	30 points
Equitation – Loss of stirrup	30 points
b. Further considerations for each fence shall receive a Quality/Style Rating.	
c. Raising Score- Even stride; cadence; quality leading; following 2 strides; attentive look; soft in bridle; quality shape; easy way of going.	
d. Lowering Score- Uneven steps; crowding; launching; sour look; pulling; lugging bridle; lack of quality over fence.	

## YP-120. Western Horsemanship

This class is offered in Youth, Novice Youth, Youth Walk-Trot.

- A. WESTERN TACK AND ATTIRE. See Rule SC-235 and SC-240. Exception: Exhibitors wearing a safety helmet and leg wraps and/or boots on a horse are optional at exhibitor's discretion.
- B. HORSEMANSHIP
1. The western horsemanship class is designed to evaluate the exhibitor's ability to execute, in concert with their horse, a set of maneuvers prescribed by the judge with precision and smoothness while exhibiting poise and confidence, and maintaining a balanced, functional, and fundamentally correct body position. The ideal horsemanship pattern is extremely precise with the exhibitor and horse working in complete unison, executing each maneuver with subtle aids and cues.
  2. PATTERN. It is mandatory that the judge post any pattern (s) to be worked at least one hour prior to the commencement of the class; however, if the judge requires additional work of exhibitors for consideration of final placing, the pattern may be posted. Pattern(s) should be designed to test the horseman's ability. All ties will be broken at the judge's discretion. All patterns must include a walk, jog, lope and a back. Walk-Trot Patterns will omit the lope.
- C. CLASS PROCEDURES. All exhibitors must enter the ring and then work individually or each exhibitor may be worked from the gate individually. When exhibitors are worked individually from the gate, a working order is required. Exhibitors should be instructed to either leave the arena, fall into line, or fall into place on the rail after their work. The whole class, or just the finalists, may at the judge's discretion work at all three gaits at least one direction of the arena. Exception: Zones 12, 13 and 14 - Each exhibitor will be worked individually from the gate. A working order is required. Exhibitors should be instructed to leave the arena after their work. There will be no work on the rail.
1. The following maneuvers are acceptable in a pattern: walk, jog, trot, extended trot, lope, or extended lope in a straight line, curved line, serpentine, circle, or figure 8, or combination of these gaits and maneuvers; stop; back in a straight or curved line; turn or pivot, including spins and rollbacks on the haunches and/or on the forehand; sidepass, two track, or leg yield; flying or simple change of lead (When a lead change is a required maneuver, it may be designated as a simple change or the exhibitor has the option to perform either a simple or flying lead change.); counter canter; or any other maneuver; or ride without stirrups. Judges should not ask the exhibitors to mount or dismount.
  2. Overall Appearance of Exhibitor and Horse: The exhibitor's overall poise, confidence, appearance, and position throughout the class as well as the physical appearance of the horse will be evaluated.
    - a. Appearance and Position of Exhibitor. Appropriate western attire must be worn. Clothes and person are to be neat and clean.
    - b. Position of Exhibitor. The exhibitor should appear natural in the seat and ride with a balanced, functional, and correct position regardless of the maneuver or gait being performed. During the railwork and pattern the exhibitor should have strong, secure, and proper position. Exhibitors should sit and maintain an upright position with the upper body at all gaits. The exhibitor should sit in the center of the saddle and the horse's back with the legs hanging to form a straight line from the ear, through the center of the shoulder and hip, touching the back of the heel or through the ankle. The heels should be lower than the toes, with a slight bend in the knee and the lower leg should be directly under the knee.
      1. The exhibitor's back should be flat, relaxed and supple. An overly stiff and/or overly arched lower back will be penalized. The shoulders should be back, level and square. The exhibitor's

base of support should maintain secure contact with the saddle from the seat to the inner thigh. Light contact should be maintained with the saddle and horse from the knee to mid-calf. The knee should point forward and remain closed with no space between the exhibitor's knee and the saddle. The exhibitor will be penalized for positioning the legs excessively behind or forward of the vertical position. Regardless of the type of stirrup, the feet may be placed home in the stirrup, with the boot heel touching the stirrup, or may be placed with the ball of the foot in the center of the stirrup. The exhibitor's toes should be pointing straight ahead or slightly turned out with the ankles straight or slightly broken in. Riding with toes only in the stirrup will be penalized. Those exhibitors that can maintain the proper position throughout all maneuvers should receive more credit. When riding without stirrups, the exhibitor should maintain the same position as previously described.

2. Both hands and arms should be held in a relaxed, easy manner, with the upper arm in a straight line with the body. The arm holding the reins should be bent at the elbow forming a line from the elbow to the horse's mouth. The free hand and arm may be carried bent at the elbow in a similar position as the hand holding the reins or straight down at the rider's side. Excessive pumping of the free arm as well as excessive stiffness will be penalized. The rider's wrist is to be kept straight and relaxed, with the hand held at about 30 to 45 degrees inside the vertical. The rein hand should be carried immediately above or slightly in front of the saddle horn. The reins should be adjusted so that the rider has light contact with the horse's mouth, and at no time shall reins require more than a slight hand movement to control the horse. Excessively tight or loose reins will be penalized.
3. The exhibitor's head should be held with the chin level and the eyes forward, and may be directed slightly toward the direction of travel. Excessive turning of the head to the inside of the circle, or down at the horse's head or shoulder will be penalized.
4. The exhibitor should not crowd the exhibitor next to or in front of them when working on the rail and should pass to the inside of the arena. When reversing on the rail, the exhibitor should always reverse to the inside of the arena.

D. **APPEARANCE OF HORSE.** The horse's body condition and overall health and fitness should be assessed. The horse should appear fit and carry weight appropriate for the body size. A horse which appears sullen, dull, lethargic, emaciated, drawn, or overly tired should be penalized according to severity. Tack should fit the horse properly and be neat, clean and in good repair.

E. **PERFORMANCE .** The exhibitor should perform the work accurately, precisely, smoothly, and with a reasonable amount of promptness. Increasing speed of the maneuvers performed increases the degree of difficulty, however, accuracy and precision should not be sacrificed for speed. Exhibitors that perform the pattern sluggishly and allow their horse to move without adequate impulsion, collection, or cadence will be penalized. The horse should perform all maneuvers in the pattern willingly, briskly, and readily with minimal visible or audible cueing.

1. Excessive schooling or training, or willful abuse by the exhibitor is cause for disqualification.
2. The horse should track straight, freely, and at the proper cadence for the prescribed gait. Transitions should be smooth and prompt in the pattern and on the rail, and should be performed when called for on the rail. The horse's head and neck should be straight and in line

with its body while performing straight lines and slightly arched to the inside on curved lines or circles. Circles should be round, and performed at the appropriate speed, size, and location as requested in the pattern. The counter-canter should be performed smoothly with no change in cadence or stride unless specified in the pattern.

3. The stop should be straight, square, prompt, smooth, and responsive with the horse maintaining a straight body position throughout the maneuver. The back should be smooth and responsive.
  4. Turns should be smooth and continuous. When performing a turn on the haunches, the horse should pivot on the inside hind leg and step across with the front legs. A rollback is a stop and 180 degree turn over the hocks with no hesitation. Backing during turns will be penalized severely.
  5. The horse should step across with the front and hind legs when performing the sidepass, leg yield, and two track. The sidepass should be performed with the horse keeping the body straight while moving directly lateral in the specified direction. When performing a leg yield, the horse should move forward and lateral in a diagonal direction with the horse's body arced opposite to the direction that the horse is moving. In the two track, the horse should move forward and lateral in a diagonal direction with the horse's body held straight or bent in the direction the horse is moving.
  6. A simple or flying change of lead should be executed precisely in the specified number of strides and/or at the designated location. A simple change of lead is performed by breaking to a walk or trot for one to three strides. Flying changes should be simultaneous front and rear. All changes should be smooth and timely.
  7. Position of the exhibitor and performance of the horse and exhibitor on the rail must be considered in the final placing.
- F. SCORING. The scoring will be on the basis of 0-infinity, with 70 denoting an average performance. The individual maneuvers are scored in ½ point increments from -3 extremely poor, -2 very poor, -1 poor, 0 average or correct, +1 good, +2 very good, +3 excellent, with a score of 0 denoting a maneuver that is correct with no degree of difficulty. Exhibitors overall form and effectiveness should also be scored from 0 to 5 with 0 to 2 average, 3 good, 4 very good, 5 excellent.
1. Penalties. Maneuver evaluations and penalty applications are to be determined independently. The following penalties will be applied for each occurrence and will be deducted from the final score:
- a. Three (3) point penalties include:
    - 1) Tick or hit of cone
    - 2) Over or under turn from 1/8 to 1/4
    - 3) Break of gait at a walk, jog/trot up to two strides
  - b. Five (5) point penalties include:
    - 1) Incorrect lead or break of gait (except when correcting an incorrect lead) at the lope
    - 2) Not performing the specific gait, maneuver, or not stopping when called for in the pattern within 10 feet (3 meters) of the designated location
    - 3) Break of gait at walk, jog or trot for more than 2 strides
    - 4) Loss of stirrup.
    - 5) Head carried too low and/or clearly behind the vertical while the horse is in motion, showing the appearance of intimidation
    - 6) Bottom of boot not touching pad of stirrup at all gaits including the backup
    - 7) Obviously looking down to check leads
  - c. Ten (10) point penalties include:
    - 1) Loss of rein

- 2) Use of either hand to instill fear or praise while on pattern or during rail work
- 3) Holding the saddle or saddle horn with either hand
- 4) Cueing with the end of the romal
- 5) Spurring in front of the cinch
- 6) Blatant disobedience including kicking, pawing, bucking and rearing
- d. Disqualifications (should not be placed) include:
  1. Failure by exhibitor to wear correct number in a visible manner
  2. Willful abuse
  3. Excessive schooling or training
  4. Fall by horse or exhibitor
  5. Illegal use of hands on reins
  6. Use of prohibited equipment
  7. Going off pattern, including knocking over or wrong side of cone or marker; never performing designated gait, lead; over or under turning more than ¼ turn.
  8. Lameness

### **YP-125. Reining**

---

- A. All Youth classes shall use one of the eighteen (18) patterns. See Rule SC-260.
- B. Scoring will be as per Rule SC-260.

### **YP-130. Tie-Down Roping**

---

- A. WESTERN ATTIRE. See Western Attire and Tack in the back of the Rule Book. Exception: Safety helmet is optional.
- B. WESTERN TACK. See Western Attire and Tack in the back of the Rule Book.
- C. GENERAL RULES. See Tie-Down Roping, Rule SC-280.B
- D. TIE-DOWN ROPING SUGGESTED SCORING GUIDELINES. See SC-280.C.
  1. The following additional deduction will result in the Youth division:
    - a. Three (3) Point.
      - 1) Bringing the calf over backwards with the calf landing on its back or head with all four feet in the air.
- E. JUDGED EVENT. This is a judged event; however, a maximum of one minute or two loops, whichever comes first, will be allowed. If both loops are missed, contestant will retire with no score.

### **YP-137. Youth Team Roping**

---

- A. For rules governing this event see Rule SC-285, the youth being judged may be assisted by anyone.

### **YP-140. Goat Tying**

---

- A. This is a timed event with a one-minute time limit. Timing will start when the exhibitor crosses the starting line and will stop when the completion of the tie is signaled. For time calculations see Rule SC-290.D.5.
  1. No Time will be awarded if:
    - a. The tie is not secure for five seconds.
    - b. The goat breaks away because of the fault of the horse.
  2. Time Penalty.
    - a. The hat must be on the exhibitor's head when the exhibitor enters the arena. There is no fine/penalty for losing a hat during the run.
    - b. Should the exhibitor run over the goat or rope while mounted, he will be fined 10 seconds.
  3. Reruns. If the goat should break away, because of other than the horse's fault, it will be left to the judge's discretion whether or not a rerun will be permitted.
- B. WESTERN ATTIRE. See Western Attire and Tack in the back of the Rule Book. Exception: Safety helmet is optional.

C. WESTERN TACK. See Western Attire and Tack in the back of the Rule Book.

D. COURSE DESIGN.

1. The regular rope scoreline will be used as the starting line where arena conditions permit; if it is not used, the starting line should be at least 15 yards (13.71m) from the chutes or any other marker from which the measurement is started.
2. There is no set distance from the starting line to the goat but a minimum of 50 yards (45.72m) is desirable. Arena conditions will govern this distance.
3. The goat should be tied to stake with a rope of at least 10 feet (3m) in length. Stake should be pounded completely into the ground so that no part of it is visible or above ground.

E. COURSE DESCRIPTION.

1. The exhibitor must be mounted on a horse and must ride from the starting line to the goat and dismount from the horse.
2. The exhibitor must catch the goat by hand, throw the goat, cross and tie any three legs together with a leather string or piggin string, then stand clear of the goat.
3. A field judge will then verify the tie.

## **YP-151. Working Cow Horse**

---

A. For rules governing this event, see Rule SC-265.

## **YP-152. Youth Boxing**

---

A. For rules governing this event other than those listed in this rule, see Rule SC-265.A.-B., SC-265.D.-G. and SC-265.I.-K.

1. Riders cannot have earned more than \$750 in fence work classes at any judged classes or events. A rider will be ineligible **at the end of the current show year** in any combination of officially published NRCHA earnings and/or earnings from any other association. The responsibility for eligibility lies with the exhibitor. If an individual feels **an** exhibitor is not eligible for a class, the burden of proof lies with the person who protests.
2. At the discretion of show management, a mechanical cow or flag may be used in place of a cow for the cow work portion of the class. If used, the time allotted should be changed to 75 seconds.

C. Boxing. Boxing consists of a Working Cow Horse Reined Work Pattern and single cow work on the end of the arena. Each exhibitor upon receiving a cow in the arena, shall hold that cow on the prescribed end of the arena for 50 seconds, demonstrating the ability of the horse and exhibitor to control the cow. Time shall begin when the gate closes behind the cow after being let into the arena. The announcer or judge will signal the completion of the 50 seconds with a whistle or horn. There shall be no schooling between the completion of the rein work and the cow work, or between cows if a new cow is awarded.

D. SCORING. Scoring will be on the basis of 60-80, with 70 denoting an average performance. The same basis of scoring shall apply to both the reined work and the boxing work. In the event of a tie, the entry with the highest cow work will be declared the winner. The judge may blow the whistle at any time to terminate the work. A score of zero will be given if the work is not complete at that time. Each work will be limited to 50 seconds. It is legal to hold the reins and romal in one hand (rein hand) while boxing the cow.

E. CREDITS.

1. Maintaining control of the cow at all times
2. Maintainin proper position
3. Degree of difficulty
4. Eye appeal
5. Time worked

- F. Penalties should be assessed per occurrence, as follows for the limited cow horse work:
1. 1 point penalties:
    - A- Loss of Working Advantage
    - P- Working out of position
    - W- Excessive whipping, spurring, or hollering
  2. 3 point penalties:
    - C- Loss of control and animal leaves the end of arena
  3. 5 point penalties:
    - B- Spurring or hitting in front of cinch at any time
    - C- Blatant disobedience defined as kicking, biting, bucking, rearing, striking, or obviously insubordinate
  4. -0- score:
    - A- Turn tail
    - B- Using 2 hands on the reins when using a bridle or two rein
    - C- Fingers between the reins, except when using a two rein
    - D- Balking
    - E- Out of control
    - F- Blood. Disqualification for abuse is at the discretion of the judge. A horse that has a cut, abrasion or injury showing clear evidence of fresh blood on (including but not limited to) the mouth, nose, chin, shoulder, barrel, flank or hip area shall be inspected by the judge for consideration of how the injury occurred and may be considered abuse. A judge's decision is not protestable
    - G- Illegal equipment
    - H- Leaving the work area before the pattern or work is complete
    - I- Fall of horse or rider
    - J- Schooling of the horse between the rein work and cow work
    - K- Schooling of the horse between cows if a new cow is awarded
    - L- Failure to pull up immediately after a new cow has been awarded
    - M- Improper western attire
    - N- Failure to work in the proper working order
  5. N-E- Failure of an exhibitor to attempt to complete the pattern
  6. No Score:
    - A- Lameness of the horse
    - B- Abuse

G. Points earned in this class will count for all APHA awards

## **YP-200. Novice Youth Division**

A. INTERPRETATION OF RULES. All rules pertaining to Youth shall govern the Novice Youth.

## **YP-205. Novice Youth Eligibility**

A. QUALIFICATIONS. Same as Youth. See Rule YP-010. In addition:

1. Point Limitation. Novice Youth eligibility will be determined on a per-category basis (see Rule YP-215.A.) at the time application for status is made. The APHA reserves the right to check all equine associations/registries for points and/or money earned.
2. Points earned in other associations will be re-valued using the other association's "Superior Event Award" value compared to APHA's (50 points) before being compiled for APHA Novice eligibility. Money earned will count as-is.

BreedPoints Required "Relative" APHA

	For Superior	value of 1 point
APHA	50	1.00
AQHA	50	1.00
Appaloosa	60	0.83
Pinto	175	0.30



Palomino	200	0.25
Australian QHA	60	0.83
Am. Buckskin Reg.	50	1.00
Arabian HA	150	0.33
Intl. Buckskin HA	90	0.55

- a. To be eligible for Novice Youth status in a category the applicant cannot have earned seventy five (75) revalued performance points (Open, Youth and Novice Youth combined, excluding leadline, including Solid Paint Bred) in that category in **APHA, PtHA or any other national or international breed or discipline association**. Points earned by Youth showing horses not owned as described in YP-015.A., will be recorded by the APHA and will count only for the purpose of determining Novice Youth eligibility.
  - b. Exception: Zone 12, 13, and 14. To be eligible for Novice Youth status in a category the applicant cannot have earned twenty-five (25) revalued performance points (Open, Youth and/or Novice Youth combined, excluding leadline, including Solid Paint Bred) in that category in **APHA, PtHA or any other national or international breed or discipline association**. Points earned by Youths showing horses not owned as described in YP-015.A., will be recorded by the APHA and will count only for the purpose of determining Novice Youth eligibility.
  - c. To be eligible for Novice Youth status in a category the Youth cannot have earned \$2,500 in prize money in classes included in that category **at any event in which the earnings are verifiable**.
  - d. To be eligible for Novice Youth status in a category, the applicant cannot have won a World Champion or Reserve World Champion title (excluding walk-trot and leadline) in **APHA, PtHA or any other national or international breed or discipline association**.
  - e. Youth who have received remuneration for training horses or soliciting for training will not be eligible for a Novice Youth Card.
3. Year Long Eligibility. If an individual is considered a Novice upon application they will be considered a Novice for that calendar year regardless of points and/or money earned.
- B. Ownership Requirements. Same as Youth. See Rule YP-015. **A horse exhibited in Novice Youth classes does not have to be owned by the novice youth showing the horse. Both horse and exhibitor will remain eligible for various APHA points, titles, and awards sponsored by APHA. Multiple exhibitors, including the record owner, may show the same horse in any class at a show (assuming eligibility requirements for the class are met) but not in the same novice class(es) at that particular show.**

## **YP-210. Novice Youth Card Application or Renewal**

- A. NOVICE YOUTH CARD. Every exhibitor competing in a Novice Youth class must possess a current Novice Youth Status card issued by the APHA. Application/ renewal for a Novice Youth card shall be submitted to APHA with application fees prior to exhibition. A temporary novice card may be applied for through the show secretary at an APHA-approved Show. Falsifying a novice youth application will result in disciplinary action. Show management must inspect the current card or a legible photocopy of the current card, or a temporary card at each show.
1. Annual fee. There shall be an annual fee for said card. Cards are valid through December 31 of the current year. Fee non-refundable. See fee schedule in front of Rule Book.
  2. Rush fee. Any Novice Youth cards requested in less than five (5) days from the date they are received in the APHA office or applied for at a show will be considered rush work and a fee, in

addition to the regular fee, must accompany the application. Rush fee is non-refundable in the case an application is denied. See fee schedule in front of Rule Book.

## **YP-215. Novice Youth Performance/Equitation Categories**

---

A. APPROVED CLASSES/CATEGORIES. The following performance classes have been divided into categories and are approved for Novice Youth Points and/or participation certificates.

- |   |  |
|---|--|
| 1. <b>Category I</b><br>a. Barrel Racing<br>b. Goat Tying<br>c. Pole Bending<br>d. Stake Race                       | 13. <b>Category XIII</b><br>a. Hunter Hack                               |
| 2. <b>Category II</b><br>a. Western Riding  | 14. <b>Category XIV</b><br>a. Reining<br>b. Ranch Reining                |
| 3. <b>Category III</b><br>a. Jumping<br>b. Working Hunter   | 15. <b>Category XV</b><br>a. Working Ranch Horse*                        |
| 4. <b>Category IV</b><br>a. No youth classes  | 16. <b>Category XVI</b><br>a. Cutting<br>b. Ranch Cutting                |
| 5. <b>Category V</b><br>a. Showmanship  | 17. <b>Category XVII</b><br>a. Hunt-seat Equitation<br>Over Fences       |
| 6. <b>Category VI</b><br>a. Breakaway Roping<br>b. Tie-Down Roping<br>c. Heading<br>d. Heeling<br>e. Steer Stopping | 18. <b>Category XVIII</b><br>a. Mounted Shooting                         |
| 7. <b>Category VII</b><br>a. Western Pleasure   | 19. <b>Category XIX</b><br>a. Dressage                                   |
| 8. <b>Category VIII</b><br>a. Hunter Under Saddle   | 20. <b>Category XX</b><br>a. Boxing<br>b. Ranch Boxing                   |
| 9. <b>Category IX</b><br>a. Horsemanship  | 21. <b>Category XXI</b><br>a. Competitive Trail Horse**                  |
| 10. <b>Category X</b><br>a. Hunt-seat Equitation  | 22. <b>Category XXII</b><br>a. Ranch Riding                              |
| 11. <b>Category XI</b><br>a. Trail  | 23. <b>Category XXIII</b><br>a. Ranch Pleasure<br>b. Ranch Rail Pleasure |
| 12. <b>Category XII</b><br>a. Team Penning<br>b. Ranch Sorting  | 24. <b>Category XXIV</b><br>a. Ranch Trail                               |
|   | 25. <b>Category XXV</b><br>a. Calas & Colas                              |

\*Points earned prior to May 15, 2015. Class no longer offered.

\*\*Points earned prior to January 1, 2024. Class no longer offered.

## **YP-220. Novice Youth Titles and Awards**

---

A. NOVICE YOUTH AWARDS. Novice Youth awards are based solely on Novice Youth points earned.

1. Points are eligible for Novice Youth Awards.

## **YP-221. APHA Novice Youth Register of Merit Award**

---

A. TITLE. The title of APHA Youth Register of Merit will be awarded to any Youth and Youth/horse combination which meet the qualifying Rules YP-010., YP-015., YP-020. and these Title/Award requirements.

B. NO TIME LIMIT IN EARNING POINTS. Points toward an APHA Novice Youth Register of Merit need not be earned in any one year. They may accumulate points in eligible categories until the Youth reaches their eighteenth year age limit, or until they point out, whichever comes first.

C. PURPOSE. The purpose of the Register of Merit is to establish a record of excellence.

D. POINTS. The Youth/horse combination are advanced to the Register of Merit when they have competed in one or more of the APHA-approved Novice Youth contests shown in Rule YP-215 and have won at least 10 points in any one event as outlined in the scale of points for contests.

- E. **CERTIFICATE.** When the title of Novice Youth Register of Merit is awarded, a proper certificate shall be prepared for the Youth exhibitor by the APHA office.

### **YP-222. Novice Youth Superior Event Award**

---

- A. **TITLE.** The title of Novice Youth Superior Event will be awarded to any Youth/horse combination which meet the qualifying Rules YP-010 YP-015, YP-020, and these Title/Award requirements.
- B. **UNLIMITED TIME TO EARN POINTS.** Points toward an APHA Novice Youth Superior Event need not be earned in any one year. They may accumulate points in eligible categories until the Youth reaches their eighteenth year age limit, or until they point out whichever comes first.
- C. **PURPOSE.** The purpose of the Superior is to establish a record of excellence.
- D. **POINTS.** The Youth/horse combination are advanced to the Superior Event when they have competed in one or more of the APHA-approved Novice Youth contests shown in Rule YP-215 and have won at least 50 points in any one event as outlined in the scale of points for contests.
- E. **AWARD.** When the title of Novice Youth Superior Event is awarded, a proper certificate shall be prepared for the Youth exhibitor by the APHA office.

### **YP-223. APHA Novice Youth Zone Award**

---

- A. This award would be to recognize the top five novice youth living in each of the zones. This award is based on total cumulative points earned within their respective zones (excluding APHA World Shows). (See Article VIII for states listed in the respective zones.)
1. Minimum six points to qualify. To qualify for any of the Zone titles or awards, the horse must have earned at least six points in that zone during the year (excluding APHA World Shows).
  2. Points earned in events listed in YP-215, excluding categories XVIII, XIX and XXI are eligible for this award.
- B. Tie Breaker System.
1. Horse with greatest number of performance points.
  2. The most points earned in the fewest number of shows.

### **YP-224. APHA Novice Youth Honor Roll Award**

---

- A. The Novice Youth earning the most points in each novice Youth event during one calendar year will receive an appropriate award. Novice Youths and their horses placing second through tenth will receive an appropriate certificate. In order to be eligible for this award, a minimum of ten (10) points must be earned (excluding APHA World Shows).
- B. Points earned in events listed in YP-215 are eligible for this award (excluding APHA World Shows).

### **YP-225. APHA Novice Youth Top 20 Awards**

---

- A. Year end awards will be given to the twenty Novice Youth who earn the most points with one horse in novice youth performance classes. A contestant may exhibit more than one horse; however, the points earned by the Novice Youth with each horse will be compiled separately. See Rule YP-020.
1. Points will be compiled on a one-horse, one-novice Youth basis in the novice Youth events listed in YP-215, excluding categories XVIII and XIX.
  2. Points are to be awarded on the same basis used in the open division (see Rule SC-060) (excluding APHA World Shows).
  3. Total novice Youth points will be compiled on Novice Youth exhibitors from January 1 through December 31. A maximum of 20 APHA-approved shows may be used, from which their total points will be tabulated (excluding APHA World Shows). Each show may consist of

the main judge and ancillary judges (JU-000.H.6.). One alternate show will be used in case of a tie.

4. Novice Youth must meet eligibility and ownership requirements (see Rule YP-015 and YP-205).

## **YP-226. Novice Youth Rookie of the Year Award**

---

A. To be eligible for the award:

1. The exhibitor cannot have won any equine association points, money and/or a World or Reserve Championship titles (in open, youth or novice youth, excluding walk-trot, halter, **and color** points) at any time prior to the year of the award.

B. All eligible exhibitors must hold a current year Novice Youth status card and must be a current member of the AjPHA or APHA according to Rule GR-020.I.

C. This award is based on total points accumulated on a one-horse/one-Novice Youth basis per calendar year (excluding APHA World Shows), and the horse's ownership must meet the requirements of Rule YP-015.

1. Only one rookie of the year will be awarded, and will only include the Novice Youth division.
2. Eligible Points. Points earned in events listed in YP-215.A. are eligible for this award.
3. In order to be eligible for this award, a minimum of six (6) points must be earned (excluding APHA World Shows).

D. TIEBREAKER:

1. To the exhibitor winning points in the greatest number of different events.
2. To the exhibitor with the greatest number of wins.

E. An appropriate award will be awarded by the APHA.

## **YP-245. Novice Youth General Show Rules**

---

A. MINIMUM CLASSES OFFERED. If Novice Youth classes are offered, a minimum of three Novice classes must be offered and the corresponding APHA Youth classes must also be offered.

B. RECOGNIZED DIVISIONS. The APHA recognizes the following age divisions for Youth. Youth must show in the appropriate age division based on their age as of January 1 of the current year. Any exceptions will be specified in the appropriate event.

1. If One Class Is Offered. If one class is offered it should be held for eighteen (18) years and younger.
2. If Two Classes Are Offered. If two classes are offered it should be for thirteen (13) years and younger and eighteen (18) years and younger. See SC-185.D.

C. Exhibiting in both Novice Youth and Youth divisions. Novice Youth may exhibit in the corresponding Youth class.

D. JUDGING OF CLASS. Novice Youth classes will be judged in accordance with the corresponding Youth or Open rule for that particular event or contest.

E. Each regional club, individual or organization is eligible for one or more sets of all Novice Amateur, all Novice Youth all Amateur Walk-Trot, and/or all Youth Walk-Trot multi-judged shows per year. See Rule SC-105.

F. CONTESTANTS EXHIBITING THE SAME HORSE. A horse may not be shown by more than one exhibitor in the same event in the Novice Youth division (18 & under classes) at the same horse show. Example: A horse being exhibited in Novice Youth Trail may not be exhibited by another exhibitor in Novice Youth Trail at the same horse show. However, a horse being exhibited in Novice Youth Western Pleasure may be exhibited in Novice Youth and/or

Youth Walk-Trot Trail by another exhibitor at the same horse show as these classes cannot be combined.

- G. In Novice Youth classes exhibitors are allowed to show a horse, regardless of age, in a snaffle bit or hackamore and may be ridden with one or two hands on the reins. Refer to SC-240. B., D. and E.

### **YP-255. Novice Youth Boxing**

---

- A. For rules governing this event other than those listed in this rule, see Rule SC-265.

1. Riders cannot have earned more than \$750 in fence work classes at any judged classes or events. A rider will be ineligible **at the end of the current show year** in any combination of officially published NRCHA earnings and/or earnings from any other association. The responsibility for eligibility lies with the exhibitor. If an individual feels an exhibitor is not eligible for a class, the burden of proof lies with the person who protests.
2. At the discretion of show management, a mechanical cow or flag may be used in place of a cow for the cow work portion of the class. If used, the time allotted should be changed to 75 seconds.

- B. Cow Work Guidelines. The goal of this class is to introduce the exhibitor to the "boxing" phase of the cow work. For complete scoring guidelines, see Rule YP-152.

- C. Points earned in this class will count for all APHA Novice Youth Awards.

For rules to Approved Novice Youth performance events not listed in the Youth or this section, refer to the corresponding open event in the Show and Contest section of this rule book. Exception: Open or Youth Halter events are not approved events for Novice Youth.

# Racing

---

This section will only include rules pertaining to pari-mutual racing. For rules on non-pari-mutual racing contact the Racing Department at the APHA office.

## **RA-000. Racing Rules and Regulations**

---

- A. RECORD KEEPING. The APHA is cognizant of the importance of keeping accurate records of the performance of American Paint Horses participating in races recognized by APHA. The APHA has adopted the format and basic racing regulations of the American Quarter Horse Association, including the current AQHA speed index system for rating horses with certain modifications. However, in all cases the APHA Racing Rules and Regulations will take precedence.
- B. RACING COMMISSIONS. The APHA does not intend for these rules and regulations to conflict in any way with state laws in regard to racing. In cases where these rules are in conflict with state laws, if any, the rules and regulations of the duly authorized racing commission shall take precedence.
- C. RECOGNITION OF RACE RESULTS. APHA will accept race results that include American Paint Horses in their Races. Only results of races from tracks under the supervision of the state, provincial or national racing commission or other recognized turf governing body will be accepted for recognition by APHA.
  - 1. Races will be recognized in which all horses competing are registered with the American Paint Horse Association.
  - 2. Races will also be recognized in which an American Paint Horse competes with a horse registered with the following breed associations: Quarter Horses registered with the American Quarter Horse Association, Thoroughbreds registered with The American Jockey Club, The Canadian Jockey Club or The Mexican Jockey Club as well as horses registered with the Appaloosa Horse Club.
  - 3. A race will not be recognized in which a two-year-old competes against older horses.
  - 4. The American Paint Horse Association acknowledges that tracks and/or sponsors from time to time write stakes race conditions that restrict some horses registered with the APHA from competing.
  - 5. A Race results chart and an official program shall be filed with APHA following each day's racing by fax, on-line computer transmission or express delivery. The race results chart should include all of the necessary information to produce past performance lines. The official program should include conditions of the races, distances, names of the horses in each race, post positions, color, sex, age, breeding, owner, trainer, jockey and weight carried.
  - 6. Unless otherwise specified in the Official APHA Rule Book, the APHA recognizes and requests adoption by Racing Jurisdictions of the "Model Rules for Flat Racing" recommended by the North American Pari-Mutual Regulators Association (NAPRA) and/or the Association of Racing Commissioners International, Inc. (RCI).
  - 7. A videotape of all stakes races (including restricted) with a purse of \$15,000 or more shall be provided to APHA.
  - 8. An American Paint Horse may not earn a speed index or achieve Register of Merit at a distance exceeding 870 yards (795.5m) or around more than one turn; however, such races will be listed on the participating horse's race record.
  - 9. In cases of questionable times reported from tracks where the performance records indicate possible error, issuance of Register

of Merit certificates and acceptance of the time and speed index as official is to be withheld until the race is reviewed by APHA.

10. Any commission or breed registry ruling involving horses registered by APHA or affecting personnel engaged in American Paint Horse racing shall be filed with APHA unless the fine is less than \$500 or the suspension is less than 90 days.
11. If the laboratory report on the chemical analysis of the urine or other specimen taken from a horse indicates the presence of a forbidden drug or medication and the horse is disqualified, the horse shall receive no official speed index or racing points for having started in the race.

D. REGISTRATION REQUIREMENTS FOR STAKES RACES. To establish eligibility to participate in stakes races, effective January 1, 2026, all horses must have at least one APHA Regular Registry Paint Horse in the 1st generation.

## **RA-010. Speed Index and Racing Points**

---

### **A. SPEED INDEX.**

1. The American Paint Horse Association uses the current Speed Index System developed and adapted from the American Quarter Horse Association. The APHA also uses the track records recognized by the AQHA in establishing Speed Index ratings. At a track where the track records recognized by the AQHA are faster than the Minimum Track records, that track's AQHA recognized track record shall be used in compiling Speed Index ratings. At tracks where the track records recognized by the AQHA are slower than Minimum Track Records, the Minimum Track Records shall be used to compile Speed Index ratings.
2. Horses starting at tracks eligible for recognition by the APHA for the first time, will receive Official Speed Index ratings compiled on the basis of track records established during the approved races or meet, or by using the Minimum Track Records, whichever may apply. Ratings obtained at such tracks, however, shall be subject to review and revision by the APHA Racing Committee.
3. If a horse should be disqualified, he will receive Speed Index and points based on time awarded him by the stewards.
4. Should a horse carry less than 120 lbs. (54.4311kg) in a race, 1/10 of a second will be added to the official time for each four pounds, or fraction thereof, less than 120 lbs (54.4311kg).

B. RACING PERFORMANCE POINTS. Racing points will be awarded according to conditions of the race and order of finish for all races recognized by APHA which will include unofficial and hand-timed races.

1. Starter allowance and optional claiming races are considered in the same category as claiming races, based on claiming and optional claiming price.
2. Should a dead heat occur, all horses involved will receive the same points based on the place for which they dead-heated; all other horses will receive points based on their actual finish.
3. A disqualified horse will receive points according to its final placement.
4. Horses participating in match races or races with less than five (5) horses on the race card will receive no race points.
5. The final decision as to which category a race shall be placed will be made by APHA's Racing Department.

**Racing Point Chart. For complete Racing Point Chart go to**  
**<https://apha.com/racing/results/>**

## **RA-020. Enhancement of Penalty Rule**

---

- A. Without necessity of referral or recommendation by stewards, to enhance penalties and sanctions, APHA reserves the right to independently direct disciplinary action or sanctions against individuals coming under APHA recognition by their participation in American Paint Horse racing conducted under the provisions of the APHA Official Rule Book and regulated by duly authorized state racing commissions, the results of which are accepted by APHA, in regard to the following matters:
1. Positive lab results involving classified narcotics or drugs restricted from administration to horses entered to race;
  2. Possession of electrical devices in the course of a recognized race;
  3. Racing a ringer for fraudulent purposes; and
  4. Multiple offenses for the same ownership. Such procedure will be conducted according to Rule GR-070. Individuals may be suspended from membership and horses owned, trained and/or ridden by such individuals may be suspended from participation privileges in APHA-approved events.

## **RA-030. Horse Ownership**

---

- A. OWNERSHIP. Horses entered in races shall be entered under the ownership of the record owner as shown on the registration certificate.
- B. CLAIMING. For information on transferring horses claimed in claiming races (See Rule RG-135. J.)
- C. LEASES. Horses racing under lease arrangements will be carried under the ownership of the lessee, providing the lease has been previously filed and recorded with APHA.
- D. RACING PARTICIPATION FEE. A racing participation fee will be assessed annually to all recorded owners of race starters. Recorded owner of multiple horses will pay fee one time if the exact name is the same on all horses. Payment will be due on or before March 1 annually with late fees assessed after March 1. Non-payment of the owner participation fee will not reflect on a horse's past performance as records will be kept on all horses; however, if a horse qualifies for any award they will be ineligible to receive if fee or subsequent late payment penalty has not been paid. All racing year-end awards will be awarded to the owner or lessee on record as of December 31 of the qualifying year, given the owner or lessee on record has paid all fees and is a current member. (See fee schedule in front of Rule Book.)

## **RA-040. Tattoo Identification Requirements and Parentage Verification**

---

- A. TATTOO IDENTIFICATION. American Paint Horses participating at tracks, the results of which are recognized by APHA, require tattoo identification as following: Tattoo Identification: Unless otherwise stipulated by the responsible turf governing body, every horse registered with APHA, prior to participating in a race shall be identified and branded with a tattoo number on the upper lip by an APHA authorized tattoo technician. Refer to Rule RG-060 for rules pertaining to age determination by tooth examination and ineligibility to compete, if age shown by teeth does not correspond with age shown on registration certificate. The official tattoo identification number shall be affixed on the horse's registration certificate, filed with APHA, and become part of the identifying markings of said horse. The fee for tattoo identification by an APHA authorized tattoo technician is payable at the time of tattoo identification (see fee schedule in front of rule book).
1. APHA's tattooing of an identification number on a horse is another manner of identification only, and, in no event constitutes a waiver by



APHA of its privilege to correct and/or cancel a registration certificate for cause under APHA's rules and regulations, which is the express condition of its issuance as noted on the face of the certificate.

**B. PARENTAGE VERIFICATION.**

1. All horses foaled on or after January 1, 2000, shall be parentage verified through genetic testing by DNA by written analysis from a laboratory approved by the Association and filed with the Association before their first official start, regardless of the type of race. The horses' registration certificate shall be issued or reissued with the appropriate designation, "parentage verified". All 2003 foals and thereafter must be parentage verified before they are tattooed.
2. All parentage verification must be coordinated through the APHA MemberCare Department. Forms listing the appropriate fees are available through APHA.
3. Any horse which cannot be parentage verified due to the death or foreign export of the sire and/or dam, may apply to the APHA Board of Directors by written application for consideration of a hardship exemption to required parentage verification.

**C. REFUSAL TO COMPLY.** Refusal by an owner of sire, dam or foal to comply with the requirements of genetic testing, parentage verification, and/or tattoo identification, shall automatically disqualify such horse from participation in racing at tracks, the results of which are recognized by APHA, until such time as compliance with said request, and may be grounds for possible disciplinary action by APHA.

## **RA-050. Stakes Races**

- A.** A Stakes Race is a race in which stakes of \$50 or more are posted by the owners of the participating horses and is still a stakes race when money or other prizes are added. In addition, no race with a purse of less than \$5,000 will be considered a stakes race. Match races shall not be eligible for stakes recognition. However, an invitational stakes race or an invitational handicap race for which owners do not contribute to the purse, but which is advertised in the regular stakes program, shall also be considered a stakes race, provided it carries a minimum purse of \$5,000 or more. Nominations must close more than forty-eight (48) hours before time for the first race of the day on which such stakes are to be run.
- B.** Restricted Stakes Races are those races that restrict entries so as to exclude horses of the same class that would otherwise be eligible to enter, such as but not limited to, progeny races, one APHA-registered Paint parent races, state bred races, state foaled races, entries limited to those horses sold in a particular sale. The results of these races including monies earned and speed indexes shall be entered in the horse's permanent race records.

## **RA-060. APHA Racing Recognition Program**

- A. RACING REGISTER OF MERIT.** Racing Register of Merit can be achieved by obtaining a speed index of 80 or higher. A speed index will only be awarded for approved electric times at recognized distances up to 870 yards (795.5m). Standard distances for qualification of Register of Merit are 220 (201.17m), 250 (228.6m), 300 (274.3m), 330 (301.8m), 350 (320m), 400 (365.8m), 440 (402.3m) and 550 yards (502.9m); standard distances for qualification of Register of Merit around one turn are 660 (603.5m), 770 (704m) and 870 yards (795.5m). Should a horse receive no speed index due to a hand-time caused by the malfunction of the electric timer; and the time would have resulted in a speed index of 80 or higher; and the hand-time is certified by track stewards, the owner of the horse may appeal to APHA for designation of the horse as a Register of Merit

qualifier. Upon request, a Register of Merit certificate will be furnished to the recorded owner at time the Register of Merit is earned.

- B. **RUNNING CHAMPION AWARDS.** Running Champion awards will be awarded annually by written ballot of the APHA Racing Committee. All APHA annual racing awards will be issued to the owner of record as of December 31. The following awards will be given: Champion Running Two-Year-Old, Champion Running Three-Year-Old, Champion Running Aged Horse (four-year-old and older); Champion Running Two-Year-Old Filly, Champion Running Two-Year-Old Gelding, Champion Running Two-Year-Old Colt, Champion Running Three-Year-Old Filly, Champion Running Three-Year-Old Gelding, Champion Running Three-Year-Old Colt, Champion Running Aged Mare, Champion Running Aged Gelding, Champion Running Aged Stallion. From the three age divisions, the overall World Champion Running Paint Horse will be selected. A suitable award will be presented to each of the three age and sex divisions for the annual running champion awards. If a horse is named World Champion and Champion by age, only one award will be awarded with both titles listed. Race results received after ten (10) days from December 31, will not be used in selecting the running champions.
1. Champion honors will be considered for American Paint Horse Racing conducted internationally, including Canada, provided there is a significant race season, which will be determined by the APHA Racing Committee, and pari-mutual wagering is conducted.
  2. A Champion 3-Year-Old & Older Distance Horse will be awarded annually by written ballot of the APHA Racing Committee. An appropriate award will be issued to the owner of record as of December 31. Horses in both registries, Regular and Solid Paint-Bred will be combined for this award.
  3. A Champion 3-Year-Old & Older Claiming Horse will be awarded annually by written ballot of the APHA Racing Committee. An appropriate award will be issued to the owner of record as of December 31. Horses in both registries, Regular and Solid Paint-Bred will be combined for this award.
  4. The Broodmare of the Year will be awarded annually by written ballot of the APHA Racing Committee and must meet one of the following criteria
    - a. Only APHA Registered mares will be considered for this award.
    - b. Have at least one (1) Grade 1/RG1 Stakes Winner –or- Two (2) Graded RG Stakes Winners –or- Three Non-graded Stakes Winners –or- One stakes placed finisher with earnings in excess of \$30,000. An appropriate award will be issued to the owner of record as of December 31. Horses in both registries, Regular and Solid Paint-Bred will be combined for this award.
- C. **APHA RACING TITLES.** The titles of APHA World Champion Running Paint Horse, APHA Champion Running Paint Two-Year-Old, APHA Champion Running Paint Three-Year-Old and APHA Champion Running Aged Paint Horse, APHA National Race Futurity Champion, APHA National Race Maturity Champion and International or Canadian Champion, APHA Champion Distance Horse, APHA Champion Claiming Horse, and Broodmare of the Year are hereby, from this date and in the future, reserved by the American Paint Horse Association for its express use. The registration certificate may be revoked permanently by the APHA if the owner thereof fraudulently advertises, claims, or holds forth that this certain horse is entitled to the aforementioned titles prior to the title being officially awarded by the APHA.

D. APHA RACING AWARDS and HONOR ROLL AWARD.

1. The APHA will make annual awards each year to the horse of each sex earning the most points during one calendar year in racing. The horse which earns the most points will be called the APHA Honor Roll Racing Mare, APHA Honor Roll Racing Gelding, or APHA Honor Roll Racing Stallion. The horse will receive an appropriate award which will be awarded to the owner of record as of December 31. Each of the remaining horses, 2nd through 10th, shall receive appropriate certificates which shall be mailed to the owners of record as of December 31.

E. MINIMUM RACING POINTS. To qualify for Honor Roll awards, the horse must have earned a minimum of 8 racing points. (See RA-010.B.)

F. APHA SUPERIOR RACE HORSE.

1. The title APHA Superior Race Horse will be awarded to any stallion, mare or gelding which has been issued a registration certificate by the American Paint Horse Association provided said horse has earned 100 or more points in APHA approved races. The said horse will be designated as APHA Superior Race Horse. See Rule SC-030.

G. The APHA Racing Recognition applies to all races run after January 1, 2000. For transfer of ownership in claiming races see Rule RG-135.N.

H. REGIONAL RACING AWARDS. Regional racing awards will be presented on an annual basis to horse/owner, breeder, and trainer in five (5) regions. Those five (5) regions are:

- 1) Northwest: Washington, Oregon, Idaho, Montana, Wyoming, Utah, Nevada, North Dakota and South Dakota
- 2) Eastern: Michigan, Kentucky, Florida
- 3) Central: Oklahoma and Colorado
- 4) Southwest: Texas, Arizona, New Mexico, California
- 5) Canada

Regional awards will be determined by the following system:

1. Horse/owner per region based on APHA honor roll points.(see Rule RA-060.D.1)
2. Breeder and Trainer will be based on total money earned in that region. An appropriate award will be provided by APHA. Horses in both registries, Regular and Solid Paint-Bred, will be combined for this award. Must be a current APHA member to receive award.

### **RA-070. Cutter and Chariot Racing**

- A. Only results of cutter and chariot racing contests conducted under the direct supervision of a state racing commission and/or the World Champion Cutter and Chariot Racing Association (WCCCRA) will be accepted for recognition by APHA.

### **RA-080. APHA'S Statement of Disclaimer of Responsibility for Safety at Cutter and Chariot Racing Contests**

- A. APHA will accept cutter and chariot racing contest results as official and use such results to calculate year-end awards.
- B. APHA does not assume or accept duty or responsibility for safety at these racing contests in regard to participants or any other third parties, or for the horses or other property thereof, which responsibility, as between APHA, and track management and WCCCRA, remains solely with track management and the WCCCRA.
- C. Unless otherwise specified in this rulebook, the racing rules of the WCCCRA will be utilized for the governance of cutter and chariot racing recognized by APHA.

- D. A cutter and chariot racing contest shall consist of a series of races constituting one complete go-round for all horses entered, each of which races shall match two or more two-horse teams pulling a cutter and driver or a chariot and driver. For a contest to be recognized, twelve teams of registered horses (24 horses) must compete.
- E. All American Paint Horses participating in cutter and chariot races must be properly identified.
- F. Cutter and chariot racing is a timed event, with placings determined on the basis of time lapsed for each team in the contest. The winning team in each contest will be the team with the least lapsed time, between the time the starting gate opens to dispatch the horses until the nose of the leading horse on such team crosses the finish line.
- G. Any horse finishing first, and any horse randomly selected by the stewards in a cutter and chariot racing contest shall be properly tested for the presence of unauthorized drugs or foreign substances.
- H. Officials of a cutter and chariot racing contest shall consist of a presiding steward and two associate stewards, a starter, a clerk of the scales and three timers. In the event an electric timer is used, there must still be two hand-timers. The time for any given team will be the time electronically recorded for that team, or the average of the hand timers in the event the electric timer is not used or fails to operate.
- I. To be eligible for placing, the aggregate weight of the cutter or chariot, harnesses, bridles and driver for such team must not be less than 275 pounds.
- J. A cutter and chariot race must be started from a closed starting gate and conducted on a straight course.
- K. During the course of a cutter and chariot race, if a team moves out of the lane in which it starts in such a manner that it interferes with or impedes another team, the offending team shall be disqualified when, in the opinion of the stewards, the outcome of the contest was affected. Any such team disqualified shall be placed behind the team or teams it fouled, and shall be given the time of the team it was placed behind, plus .01 second, or the maximum accuracy of the timer not to exceed .001 second.
- L. Register of Merit shall be awarded according to rule RA-060.A and official speed indexes shall be awarded according to rule RA-010.A.1.
- M. High-Point Champions will be awarded at the end of the cutter and chariot racing season in the following categories: three-year-old colt; three-year-old filly; three-year-old gelding; aged stallion; aged mare; aged gelding. An appropriate award will be given to the horse's recorded owner as of April 1st of each year.
- N. Superior Chariot Horse will be awarded to any American Paint Horse which earns 200 chariot points.

# Challenged Horseman and American Paints Program Competition For Independent & Supported Exhibitors (CHAMPS)

**GENERAL RULES.** To provide show management with the option to include Challenged Horseman and American Paints Program (CHAMPS), APHA has adopted these rules and provided an points and awards system for exhibitors. In doing so, APHA does not assume responsibility for safety of exhibitors. Since it is show management, which conducts these events and controls both the physical facility and all aspects of the events, responsibility for exhibitor's safety remains solely with show management.

- A.** Each exhibitor or their parent or guardian by allowing participation, assumes all risk of personal injury or property damage occurring as a result of the participation and does hereby release and discharge the APHA and show management, their respective officers, directors, representatives and employees from any and all liability, whenever or however arising, from such participation, except for the negligent act or omission, if any, of an indemnities. Further, as parent or legal guardian, they agree to indemnify and hold harmless APHA and show management from such liability to the minor.

**SHOW APPROVAL.** Show management applies for APHA-approval of these events on a voluntary basis and assumption of responsibility for safety by show management is required by APHA as an express condition for APHA to grant approval for these events.

- A.** CHAMPS classes may be held at APHA-approved shows, US Para-Equestrian events or can be stand-alone events.

**AWARDS AND RECOGNITION.** Points to be awarded in each class. Points will be awarded to horse/exhibitor combination with the points being recorded on both the horse and exhibitor's individual APHA records. A year-end high-point award will be available for the highest point earning exhibitor in the supported walk only division, independent walk-trot division and independent walk-trot/lope division.

**APHA APPROVED CHALLENGED HORSEMAN AND AMERICAN PAINTS CLASSES:**

**A. Showmanship**

- CHAMPS Showmanship – Walk Only division
- CHAMPS Showmanship – Walk, Jog/Trot division
- CHAMPS Showmanship – Walk, Jog/Trot-Lope/Canter division

**B. Supported Walk-Jog/Trot**

- CHAMPS Barrel Racing
- CHAMPS Hunt-seat Equitation on the Flat
- CHAMPS Hunter Under Saddle
- CHAMPS Trail
- CHAMPS Western Horsemanship
- CHAMPS Western Pleasure

**C. Independent Walk-Jog/Trot**

- CHAMPS Barrel Racing
- CHAMPS Hunt-seat Equitation on the Flat
- CHAMPS Hunter Under Saddle
- CHAMPS Trail
- CHAMPS Western Horsemanship
- CHAMPS Western Pleasure
- Para Reining

**D. Independent Walk-Jog/Trot-Lope/Canter**

- CHAMPS Barrel Racing
- CHAMPS Hunt-seat Equitation on the Flat

CHAMPS Hunter Under Saddle  
CHAMPS Trail  
CHAMPS Western Horsemanship  
CHAMPS Western Pleasure  
Para Reining

**DIAGNOSIS.** In order to be participate, an exhibitor must have a medically diagnosed condition that causes a permanent impairment that can be measured objectively. Examples of conditions, diseases or disorders that may lead to permanent impairment are: paresis, amputation (partial to full joint), ankylosis, upper motor neuron lesions, vision impairment, and intellectual disability. Eligible conditions include: amputation, arthrogryposis, Asperger syndrome, autism spectrum disorder, Batten disease, cerebrovascular accident (stroke), cerebellar ataxia, cerebral palsy, Coffin-Lowry syndrome, cystic fibrosis, Down syndrome, dwarfism, fragile X syndrome, Friedreich's ataxia, Guillain-Barre syndrome, hearing impairment, Hunter syndrome, juvenile rheumatoid arthritis, mental retardation, microcephaly, multiple sclerosis, muscular dystrophy, post-polio syndrome, Prader-Willi syndrome, Rett syndrome, spina bifida, spinal cord injury, Tourette syndrome, traumatic brain injury, trisomy disorders and visual impairment. Additional diagnosis will be considered upon request.

**A. Diagnosis Form and Acceptable Adaptive Equipment Form.** In order to participation in CHAMPS events, a licensed medical physician must sign a APHA diagnosis form. Also an APHA acceptable adaptive equipment form and riding ability form completed and signed by a certified instructor or coach of Professional Association of Therapeutic Horsemanship International (PATH Intl.), Special Olympics, US Para-Equestrian, Certified Horsemanship Association or IRD or a certified therapeutic riding instructor who is also a member in good standing of APHA, indicating the riding ability and adaptive equipment that is required. A valid APHA membership number or APHA membership application must be submitted to APHA.

**OWNERSHIP.** Neither the exhibitor nor their immediate family is required to own the horse. However the owner(s) must be APHA members in order to compete.

**HORSE REGISTRATION REQUIREMENTS.** Any breed of horse may be shown at the same event, and may be run concurrently. However in order to be eligible for APHA year-end awards and notation of results on the horse's record the horse must be registered with the APHA. Judges would only reflect the number of entries in the class, which are registered with the APHA.

**A. Stallions** are not eligible to be shown in any CHAMPS activities.

**WELFARE OF THE HORSE.** The welfare of the horse is outlined in the rulebook, however, horses with a slight disability or lameness may be used at the discretion of the judge.

**EXHIBITING MULTIPLE HORSES.** An exhibitor may show more than one horse in individually worked classes as outlined in the rulebook however, but horses cannot be shown by more than one exhibitor in the same CHAMPS class.

**GENERAL RULES FOR TACK AND EQUIPMENT.** English and western equipment and attire will follow rules as set forth in the rulebook with the exception of CHAMPS acceptable adaptation equipment.

**A. Helmet.** Exhibitors must wear a properly fitted and fastened with harness, ASTM approved protective helmet. A western hat may be affixed over the helmet in western events. Equipment should conform to the riding ability of the competitor and be suitable for the horse.

**B. Halter.** All horses when ridden must wear a halter in a manner that does not interfere with reining of the horse. A halter must be on the

horse either over or under the bridle for use by the handler if needed.  
All exhibitors should be able to hold reins.

**C. Bits or bosal.** A snaffle bit, curb bit or bosal/hackamore may be used regardless of the age of the horse.

**D.** Exhibitors are allowed to ride with one or two hands at any time during the class.

**E.** Exhibitors are allowed to hold the saddle with either hand without penalty.

**F. Acceptable adaptive equipment includes but not limited to:**

## **SADDLE**

Raised pommel

Raised cantle

Hard hand holds

Soft hand holds

Seat saver

Knee rolls/blocks

Thigh rolls/blocks

Padded saddle flaps

## **STIRRUPS**

Rubber bands around foot and stirrup

Enclosed stirrups

Strap from stirrup leather to girth/cinch

Strap from stirrup to girth/cinch

No stirrups

One stirrup

## **BRIDLE/REINS**

Looped rein/s

Connecting bar reins

Bridging rein

Ladder reins

Rein guides (rein through ring on saddle)

Elastic insert in reins

Side pulls

## **WHIPS**

One or two whips

Strap attaching whip to hand

## **RIDING ATTIRE**

No boots if using safety stirrups (Peacock, S-shaped irons or Devonshire stirrups)

Modified riding boots

Gaiters

Half chaps

Off set spurs

Safety vest

## **POSTURE, POSTURAL SUPPORTS & ORTHOSES**

L or R Arm sling

Neck collar

Ankle foot orthoses

Prosthesis

Wrist brace

Back support

Trunk support

Gait belt

## OTHER AIDS

Commander using sign language

Enlarged arena letters

Audio Communications (for hearing impaired)

Voice

Bareback Pads

Surcingles

Other equipment will be considered upon request

**HANDLER.** Required for all independent exhibitor classes: one handler per entry to facilitate the safety of the exhibitor. The handler must be 16 years of age or older. The handler must have a lead line without a chain in their hand in case of safety issues.

- A. Handlers shall stand quietly in a designated area, not obscuring the judge's line of vision, unless their assistance is required and requested by the judge or ring steward in the event of a safety issue. The handler may either take a position behind, beside or in front their respective exhibitor's horse or quietly walk forward and snap onto the horse's halter after the exhibitor's pattern is completed or the class has come in to line up.
- B. A blind or deaf exhibitor may have an assistant who communicates via verbal or sign language or cue cards to the competitor so they may hear the judge's directives or pattern instructions. This assistant will be outside the ring and their position known to the judge and ring steward.

**LEADERS AND SIDE WALKERS** The supported exhibitor must have a leader with a loose lead without a chain, attached to the halter in a manner that does not interfere with reining of the horse. The supported exhibitor may need the assistance of one or two side walkers. Once the class has started, unauthorized assistance from horse leaders, spotters and side walkers will result in penalties. Side walkers may not give verbal commands or extra physical prompting, except in case of emergency.

- A. Handlers, leaders, side walkers, or extra spotters other than the required horse handler are not considered tack or equipment.

**ARENA SET UP.** Markers must be used and may be numbered or lettered. People shall not be used as markers.

**PATTERNS.** All patterns must be posted one hour before the class. It is recommended that one of the CHAMPS patterns(s) be used, however a judge in concert with the show management may utilize a different pattern in the showmanship at halter, walk-trot-canter hunt-seat equitation and walk-jog-lope western horsemanship, trail and reining using the acceptable maneuvers or obstacles.

**GO ROUNDS OR SPLITS.** Classes may be split at the discretion of show management. If a go rounds are necessary, in the interest of successful implementation of the approved show, the number of go-rounds to be held and the number of horses to be shown at each go round should be based on safety and/or physical constraints of show premises when applied fairly and uniformly by a procedure in which all qualified entries are included in a random draw. When necessary to split large classes by running more than one go-round, finalists must rework the specified class requirements EXCEPT any scored class.

## JUDGING THE CHALLENGED HORSEMAN SUPPORTED

**EXHIBITOR.** Classes shall follow these guidelines, reversing only at the walk and omitting all extended gaits. Horses should be backed in the line-up, not on the rail. Horses should be worked for the amount of time necessary to evaluate



each gait in each direction, taking into account the stress on the exhibitor and/or leader-side-walkers. The judge could choose to have the horse(s) walk briefly before resuming the jog/trot and completing the judging. The horses in the CHAMPS supported classes are judged doing their jobs in spite of the challenges that may be presented due to the type of support or adaptive equipment that is required. Neither the amount of support and type of CHAMPS acceptable adaptive equipment nor the unique characteristics of a specific exhibitor's disability should enter into the judging criteria.

**CHAMPS SHOWMANSHIP AT HALTER - Walk Only exhibitor, Walk-Trot/Jog independent exhibitor, Walk-Trot/Jog-Lope/Canter independent exhibitor.** CHAMPS exhibitors may show in only one showmanship class.

**A. Equipment and attire.** Class can be shown English or western attire but must be one way or the other. There will be no mixing of attire or equipment on a horse/exhibitor. It is recommended to use a plain leather halter and plain lead for English attire. A plain leather halter or sterling silver mounted leather halter with leather lead is recommended for western attire. The use of a chain is permitted but discouraged. No bridles and/or bits and/or lip chains may be used.

**B.** Refer to the showmanship at halter for rules on exhibiting and how the class is judged.

**C. Class Procedure.** All exhibitors may enter the ring and then work individually or each exhibitor may be worked from the gate individually.

**D. Individual Workout.** The judge may select an appropriate CHAMPS pattern. In the event that the judge in concert with the show management develops a walk-trot/jog level 3 showmanship at halter pattern instead of using existing CHAMPS pattern(s) maneuvers found in showmanship at halter are acceptable, however the following are unacceptable: back in a curved line, pull turns. No exhibitor will be disqualified except for safety reasons at the judge's discretion. Exhibitors going off pattern will be penalized and placed at the bottom of the class.

**E. Scoring.** Exhibitors are to be scored from 0 to 100, in ½ point increments.

### **CHAMPS HUNT-SEAT EQUITATION ON THE FLAT - WALK-TROT, Independent or Supported**

**A.** Refer to the hunt-seat equitation for rules on attire, exhibiting and how the class is judged.

**B. Class Procedure.** All exhibitors must enter the ring and then work individually, or each exhibitor may be worked from the gate individually. When exhibitors are worked individually from the gate, a working order is required. Exhibitors should be instructed to either leave the arena, fall into line, or fall into place on the rail after their individual work. The whole class, or just the finalists, may work at the appropriate gaits at least one direction of the arena.

**C. Individual Workout.** The judge must select an appropriate CHAMPS pattern.

**D. Scoring.** Exhibitors are to be scored from 0 to 100, in ½ point increments.

### **CHAMPS HUNT-SEAT EQUITATION ON THE FLAT - WALK-TROT-CANTER, Independent**

**A.** Refer to the hunt-seat equitation for rules on attire, exhibiting and how the class is judged.

**B. Class Procedure.** All exhibitors must enter the ring and then work individually, or each exhibitor may be worked from the gate individually. When exhibitors are worked individually from the gate, a working order is required. Exhibitors should be instructed to either leave the arena, fall into line, or fall into place on the rail after their individual work. The whole

class, or just the finalists, may work at the appropriate gaits at least one direction of the arena.

**C. Individual Workout.** The judge may select an appropriate CHAMPS pattern. In the event that the judge in concert with the show management develops a walk-trot-canter hunt-seat equitation pattern instead of using existing CHAMPS pattern(s) maneuvers found in Hunt-seat Equitation are acceptable however the following are unacceptable: mount or dismount or drop or pick-up Irons without stopping, address reins, hand gallop, or counter-canter.

**D. Scoring.** Exhibitors are to be scored from 0 to 100, in ½ point increments.

### **CHAMPS HUNTER UNDER SADDLE WALK-TROT - Independent or Supported**

**A.** Refer to Hunter Under Saddle for rules on attire, exhibiting and how the class is judged.

**B. Class Procedure.** Exhibitors will compete on the rail at a walk and trot both ways of the ring, line up. No extended gaits. Exhibitors will back in the line up not the rail.

### **CHAMPS HUNTER UNDER SADDLE WALK-TROT - Independent**

**A.** Refer to Hunter Under Saddle for rules on attire, exhibiting and how the class is judged.

**B. Class Procedure.** Exhibitors will compete on the rail at a walk, trot and canter both ways of the ring, line up. No extended gaits. Exhibitors will back in the line up not the rail.

### **CHAMPS WESTERN HORSEMANSHIP WALK-JOG - Independent or Supported**

**A.** Refer to western horsemanship for rules on attire, exhibiting and how the class is judged.

**B. Class Procedure.** All exhibitors must enter the ring and then work individually, or each exhibitor may be worked from the gate individually. When exhibitors are worked individually from the gate, a working order is required. Exhibitors should be instructed to either leave the arena, fall into line, or fall into place on the rail after their individual work. The whole class, or just the finalists, may work at the appropriate gaits at least one direction of the arena.

**C. Individual Workout.** The judge must select an appropriate CHAMPS pattern.

**D. Scoring.** Exhibitors are to be scored from 0 to 100, in ½ point increments.

### **CHAMPS WESTERN HORSEMANSHIP WALK-JOG-LOPE - Independent**

**A.** Refer to western horsemanship for rules on attire, exhibiting and how the class is judged.

**B. Class Procedure.** All exhibitors must enter the ring and then work individually, or each exhibitor may be worked from the gate individually. When exhibitors are worked individually from the gate, a working order is required. Exhibitors should be instructed to either leave the arena, fall into line, or fall into place on the rail after their individual work. The whole class, or just the finalists, may work at the appropriate gaits at least one direction of the arena.

**C. Individual Workout.** The judge may select an appropriate CHAMPS pattern. In the event that the judge in concert with the show management develops a walk-Jog-lope western horsemanship pattern instead of using existing CHAMPS pattern(s) maneuvers found in western horsemanship are acceptable however the following are unacceptable: mount or dismount or ride without stirrups, back in a curved line, spins, rollbacks on the haunches and/or on the forehead;

**D. Scoring.** Exhibitors are to be scored from 0 to 100, in ½ point increments.

## **CHAMPS WESTERN PLEASURE WALK-JOG -**

### **Independent or Supported**

**A.** Refer to western pleasure for rules on attire, exhibiting and how the class is judged.

**B. Class Procedure.** Exhibitor will compete on the rail at a walk and jog both ways of the ring, line up. No extended gaits. Exhibitors will back in the line up not the rail.

## **CHAMPS WESTERN PLEASURE WALK-JOG-LOPE-Independent**

**A.** Refer to western pleasure for rules on attire, exhibiting and how the class is judged.

**B. Class Procedure.** Exhibitor will compete on the rail at a walk and jog both ways of the ring, line up. No extended gaits. Exhibitors will back in the line up not the rail.

## **TRAIL WALK-JOG/TROT - Independent or Supported**

**A. Equipment and attire.** Class can be shown English or western attire but must be one way or the other. There will be no mixing of attire or equipment on a horse/exhibitor.

**B.** Refer to trail for rules on exhibiting and how the class is judged.

**C. Course.** Refer to trail for acceptable and unacceptable obstacles. Safety should be the first consideration in designing and setting up the course. All maneuvers found in trail are acceptable however the following are unacceptable: carrying an object, water hazard, slicker, mailbox.

**D. Class procedure.** This class will be judged on the performance of the horse and while maneuvering a minimum of 5 obstacles for walk, trot/jog trail. Exhibitors are to work individually. There will be no rail work.

**E. Scoring.** Scoring will be on the basis of 0-100, with 70 denoting an average performance. Each maneuver will be scored from a plus 1 1/2 to a minus 1 1/2, in ½ point increments. An obstacle missed, refused or taken out of order will result in a score of zero for that obstacle but will not disqualify entry.

## **CHAMP TRAIL WALK-JOG/TROT-LOPE/CANTER-Independent**

**A. Equipment and attire-** Class can be shown English or western attire but must be one way or the other. There will be no mixing of attire or equipment on a horse/exhibitor.

**B.** Refer to trail for rules on exhibiting and how the class is judged.

**C. Course.** Refer to trail for acceptable and unacceptable obstacles. Safety should be the first consideration in designing and setting up the course. All maneuvers found in trail are acceptable however the following are unacceptable: carrying an object, water hazard, slicker, mailbox.

**D. Class procedures.** This class will be judged on the performance of the horse and while maneuvering minimum of 6 obstacles for walk, trot/jog, canter/lope trail. Exhibitors are to work individually. There will be no rail work.

**E. Scoring.** Scoring will be on the basis of 0-100, with 70 denoting an average performance. Each maneuver will be scored from a plus 1 1/2 to a minus 1 1/2, in ½ point increments. An obstacle missed, refused or taken out of order will result in a score of zero for that obstacle but will not disqualify entry.

## **PARA REINING WALK-JOG- Independent**

**A.** Refer to reining for rules on exhibiting and how the class is judged.

**B.** This class is to be run with a walk in patterns only.

**C. Scoring.** Scoring will be on the basis of 0-100, with 70 denoting an average performance. Each maneuver will be scored from a plus 1 1/2 to a minus 1 1/2, in ½ point increments.

## **PARA REINING WALK-JOG-LOPE-Independent**

- A.** Refer to reining for rules on attire, exhibiting and how the class is judged. This class is to be run with a walk in patterns only.
- B. Scoring.** Scoring will be on the basis of 0-100, with 70 denoting an average performance. Each maneuver will be scored from a plus 1 1/2 to a minus 1 1/2, in 1/2 point increments.
- C. The following are allowance made for all CHAMPS Reining classes only:**
1. Exhibitors are allowed to choose the size and speed of the circles. Excessive speed will result in a maneuver deduction.
  2. Lead Changes. Simple lead changes are allowed and the ideal change is to jog for one stride to change leads. Any deviation from the ideal change that takes place in the lead change area as described by the rulebook would not incur a penalty but deserves less credit. In order of decreasing difficulty would be jogging more than one stride, walking rather than jogging, stopping during the change and finally more than one attempt to execute the change. Penalties would apply if the lead change was early or late just as they would for a flying lead change.
  3. Judges should allow one-quarter circle coming into the change and one-quarter circle going past the change as an allowable simple change area (safe zone), with only the out of lead penalties applying. For example, a horse that comes across and takes 3 strides past "center" to complete the simple change, but before the end of the first quarter, would not get a break of gait penalty but would incur a one point out of lead penalty. The same logic would apply for changes before reaching center. All penalty applications would apply out of that "safe zone."
  4. Break of gait; Note: Simple lead changes are allowed therefore, no break of gait penalty should be applied during the lead change. CHAMPS classes may use altered patterns and if simple lead changes are specified, no break of gait penalty should be applied during the lead changes.

## **CHAMPS BARREL RACING WALK-JOG/TROT – Independent or Supported**

- A.** Refer to barrel racing for rules on exhibiting and how the class is run.
- B.** The horse must break the start/stop line first, not the handler or it will be a no time.
- C.** If exhibitor or handler knocks down a barrel it will be a five (5) second penalty.
- D.** If a horse breaks into a lope/canter/gallop for more than three (3) consecutive strides during the class, the entry shall be receive a no time.

## **CHAMPS BARREL RACING WALK-JOG-LOPE – Independent**

- A.** Refer to barrel racing for rules on exhibiting and how the class is run.
- B.** The horse must break the start/stop line first, not the handler or it will be a no time.
- C.** If exhibitor or handler knocks down a barrel it will be a five (5) second penalty.

## **Guidelines for APHA Approved Trail Rides**

1. Application for trail ride approval is available on the website or by request from APHA.
2. The completed form and fee are to be submitted to APHA.
3. Application will be processed and notification will be sent upon approval.

4. The ride must be coordinated by a Regional Club or APHA member (Sponsor) in good standing with the APHA.
5. Insurance and Liability is required and is the responsibility of the Regional Club or APHA member.
6. The Sponsor must secure a liability release and registration form from each rider/non rider (forms provided by APHA).
7. The Sponsor must obtain written permission of the landowner if the ride is to be held on private property/ proper permits must be obtained for state or federal land.
8. The ride must adhere to and enforce the APHA trail ride guidelines.
9. Safety must always be the number one goal.
10. The ride dates must be approved by APHA.
11. The ride must have a minimum of 10 riders to qualify for a recognized ride.
12. The ride must be open to all breeds, horse or mule.
13. The ride must consist of a minimum of four (4) hours ride time.
14. The APHA will assist in marketing and publicizing the ride.
15. There will be no limits on distance from other trail rides or shows on the same dates.
16. The Sponsor must secure a Trail Ride Coordinator who will serve as liaison with the APHA.
17. The Trail Ride coordinator must be an APHA member in good standing.
18. The Trail Ride Coordinator will be responsible for laying out and enforcing the APHA trail ride guidelines.
19. The Trail Ride coordinator should have a plan for emergency with both humans and animals.
20. The Trail Ride coordinator should be a person capable of envisioning the trail ride from beginning to end which includes but is not limited to:
  - a. Decide the duration of the ride.
  - b. Securing a ride location and doing the pre-ride to make sure the trail is clean and safe.
  - c. Secure capable trail hands who are experienced riders.
  - d. If the ride includes overnight stay, what are the plans for stalls, camping accommodations, and meals, etc?
  - e. Ascertain there is sufficient parking for trailers, living quarters, motor homes, etc.

## **Guidelines For Sponsoring a Zone Show**

---

The purpose of the Zone Show is to encourage clubs within a zone to coordinate and work together to promote a large show and to utilize any net proceeds to promote the American Paint Horse and Paint Horse activities in their respective zone. The following guidelines must be followed:

Step 1. Form a Zone Coordinating Committee per Article VIII of the APHA Rule Book.

- a. The Zone Coordinating Committee will handle all of the business for the Zone Show and any other Zone business. The Zone show will not be approved until such time as the Coordinating Committee is formed.
- b. Per Article VIII, the Organizational Zone Coordinating Committee will consist of an equal number of representatives from each state and/or regional club included in the zone that wishes to participate. Three per state is suggested. It is not mandatory for a state and/or regional club to participate. Each club, all State Directors with the zone and the Association must be contacted and given the opportunity to respond if they wish to participate. A staff representative or State Director may attend the zone meeting(s). Notification should be made at least 30 days prior to the organizational meeting.

- c. Meeting/Officers
  - i. Set a meeting date and time with the Zone Coordinating Committee Representatives that were notified in b. Conference calls are acceptable.
  - ii. At the preliminary organizational meeting, decided upon subsequent representation, and elect officers.
  - iii. Incorporate the By-laws of the Zone Coordinating Committee and take care of any other preliminary zone business.
  - iv. It is suggested that this meeting take place at least eight months prior to the projected show date.

#### Step 2. Second and/or Subsequent Annual Meetings

- a. Set a meeting date and time with the Zone Coordinating Committee Representatives determined above. Conference calls are acceptable. It is suggested that this meeting take place at least six months prior to the projected show date. This meeting can take place immediately following the organizational meeting if in the first organizational year of the zone. Each club within the zone, all State Directors with the zone and the Association must be contacted at least **14** days prior to the meeting time.
- b. At this meeting, review and determine proposed Zone Show dates and locations and take care of any other zone business.
- c. Subsequent to this meeting, write to each club and ask if they would like to co-sponsor the Zone Show. Request a response in writing.

#### Step 3. Annual Submission to the American Paint Horse Association.

- a. A current year list of the Zone Coordinating Committee Representatives and Officers.
- b. A copy of the Zone By-laws.
- c. For Zone Show Approval, submit the following three months prior to the show, Rule SC-090. Show approval shall apply:
  - i. The show application should be filled out by the Zone Coordinating Committee and sponsored by the Zone Coordinating Committee. The committee may hire a professional show management group to conduct the show.
  - ii. A letter from the Zone Coordinating Committee stating that they have approved the date and location of the Zone Show.
  - iii. Copies of the letters sent to each club asking if they would like to participate in the Zone Show and their responses.
  - iv. Minutes from each of the required meetings- the organizational meeting in year one and in subsequent years, minutes of the annual meeting to propose the dates and location of the Zone Show.
  - v. A copy of the annual financial report.
  - vi. The Zone Show will not be listed until all required submissions are received including a. and b. above.

If you have any questions, contact the Show Approval Manager at 817/834-2742. For rules regarding Zone award points, see Rule SC-046.

## English Attire and Tack

Hunter Under Saddle, Hunter Hack, Working Hunter and Jumping, **Green** Working Hunter, Hunt-seat Equitation and Hunt-seat Equitation Over Fences

### Personal Appointments

Hunt coats of traditional colors.

Breeches or hunt jodphurs of traditional shades.

High English boots or jodphur boots of black or brown.

Hard hat (navy blue, black or brown).

Tie or choker.

Safety Helmet - Helmet with harness properly attached under the chin is required for all exhibitors participating in any warmup/schooling area or class involving jumps (English division classes only). Youth, Novice Amateur and Amateur Walk-Trot exhibitors participating in any English class must wear a ASTM/SEI or international equivalent helmet with harness properly attached under the chin. See Rule SC-235 for use of logos.

### **Optional Appointments**

---

Unrowelled spurs that are blunt, round or include a smooth rolling rubber ball and are no longer than one inch.

Crops or bats.

Banding and/or braiding of mane and tail.

Roached mane allowed.

Artificial tail braid (see SC-185.L.1.).

Safety helmets in classes not involving jumps.

Half Chaps.

### **Prohibited Appointments**

---

Rowelled spurs.

### **Tack**

---

Saddles - hunt-seat or forward seat type, black or brown leather or synthetic type (knee inset on skirt optional).

Bridle - regulation hunt bridle with cavesson noseband and non-ornamental leather browband.

Reins - regulation hunt rein or double reins with double bits.

Pads - white or natural color with no ornamentation.

### **Optional Tack**

---

Hunting breast plate.

Bandages - in any performance class, an open leg wound may be covered by a bandage not to exceed 1½ wraps of vet wrap or similar material and not over 4 inches in width.

Leg Wraps and/or boots optional at rider's discretion in Equitation Over Fences, Equitation on the flat and Jumping.

### **Prohibited Tack**

---

Dropped nosebands, except in Jumping.

Running and standing martingales, except in Working Hunter, Jumping and Hunt-seat Equitation over Fences.

Draw rein.

Curb chain narrower than a ½ inch, see Rule SC-195.C.

Leg wraps and/or boots in Pleasure Driving, Hunter Under Saddle, Hunter Hack, Green Working Hunter, Working Hunter

### **Bits**

---

English snaffle (no shanks), kimberwick or pelham.

Double bridle bits - curb or weymouth and snaffle or bradoon

See Rule SC-195.C. on bit description.

### **Prohibited Bits**

---

Three-piece mouthpiece for 2-year-old-hunter under saddle.

Cathedral, fishback or donut mouthpiece.

Rough, sharp material or mechanical altered bits.

Mechanical hackamore, gag and elevator bits.

### **Exceptions**

---

Working Hunter: running and standing martingale permitted.

Jumping: running and standing martingales, figure 8, dropped noseband, leg wraps and/or boots permitted. Mechanical Hackamores may be used and choice of bits include: corkscrew, doubled twisted, dull 'edged' mouthpieces, gag and elevator bits.

Amateur and Youth Hunt-seat Equitation over Fences - running and standing martingales permitted.

## Pleasure and Utility Driving Attire and Tack

---

### Personal Appointments

---

Long sleeves.

A hat of choice.

Lap robe required with ladies short dresses.

See Rule SC-235 for use of logos.

### Optional Appointments

---

Rainwear or inclement weather apparel.

Coat and tie of choice.

Banding and/or braiding of mane or tail.

### Cart

---

Pleasure type, two-wheeled single-horse.

Seat for one or two. Basket type equipped.

### Optional Cart Accessories

---

Dash and/or basket cover

### Prohibited Carts

---

Stirrup type.

Sulkies.

### Tack

---

Light horse breast collar harness to include surcingle with shaft tie-downs or quick hitch and crupper.

Overcheck or check reins.

Standard bridle.

Two reins and cavesson noseband and browbands with double bits.

Whip suitable to the cart.

### Optional Tack

---

Blinders.

Running martingales.

Cavesson nosebands.

Breeching or thimbles.

Bandages - in any performance class, an open leg wound may be covered by a bandage not to exceed 1½ wraps of vet wrap or similar material and not over 4 inches in width.

### Prohibited Tack

---

No converters with double bits/two reins.

### Bits

---

English snaffle (no shanks), kimberwick, pelham.

Double bridle bits-curb or weymouth & snaffle or bradoon.

Also, half cheek snaffle, liverpool, elbow driving and bradoon overcheck.

See Rule SC-195.C. on bit description.

### Hooves and Shoes

---

No extended hooves, heavy shoes or toe weights allowed.

## Western Attire and Tack

---

Roping, Speed Events, Team Penning, Ranch Sorting, Breakaway Roping and Goat Tying

### Personal Appointments

---

**In all Western classes**, appropriate Western attire is required: pants, ankle length or longer\* (slacks, trousers, jeans, etc), shirt, blouse or showmanship-type jacket



with long sleeves and a collar (band, standup, tuxedo, etc. A vest accompanied with a long sleeve shirt or blouse with a collar, and/or a jacket with a shirt that has a collar, is acceptable. A Western hat and cowboy boots are also required. Exhibitors wearing attire that has been deemed inappropriate by the judge will be disqualified. The use of spurs, chaps, belts, and hard hats is optional. Exception: Religious reasons. See Rule SC-235 regarding logos.

### **Optional Appointments**

---

Spurs. Hard hats or safety helmets.  
Chaps. Banding and/or braiding of mane or tail.  
Belts.

### **Tack**

---

Stock saddle (leather or synthetic) consisting of a horn, seat, pommel, cantle, skirt, fenders, and western stirrups.

Bridle - standard plain or silver headstall with browband shaped or split ear.

Reins - split or closed.

### **Optional Tack**

---

Hackamore, including mechanical hackamore with covered nosepiece.

Other bridles and bits meeting SC-240 specifications.

Tie-downs made entirely of leather, nylon, rope or wrapped metal.

Running martingales.

Leg wraps and/or boots.

Rope or reata.

Bandages - in any performance class, an open leg wound may be covered by a bandage not to exceed 1½ wraps of vet wrap or similar material and not over 4 inches in width.

In speed events, all exhibitors may use a rubber band per foot (maximum width of 1/4 inch) during competition, but may not be tied, buckled or fastened by any other means during competition.

### **Prohibited Tack**

---

Jerklines.

Tack collars.

Bicycle chains and mule bits.

Any type of tie-down with bare metal in contact with horse's head.

### **Bits**

---

#### **Slip, chain or gag bits are permitted.**

All curb bits must be free of mechanical devices and should be considered a standard Western bit. See bit description in Rule SC-240..

### **Exceptions**

---

Tie-down roping: neck rope required. "Keeper" optional.

Team roping/steer stopping: rope.

Barrel racing/pole bending: safety helmet optional.

Goat tying: safety helmet optional; leather string or piggin string.

Breakaway roping: safety helmet optional; 1 rope to be tied to the saddle horn by a heavy string; visible cloth or flag must be attached to the end of rope tied to horn to make breakaway visible to flagger. Rope may not pass through bridle, tie-down, neck rope or any other device.

In all timed events, all cattle events and reining, one correct number displayed on the saddle pad is acceptable.

## **Western Attire and Tack**

---

Western Pleasure, Horsemanship, Trail, Western Riding, Reining, Working Cow Horse, Boxing, Ranch Pleasure, Ranch Trail, Ranch Reining, Ranch Boxing, Ranch Box Drive and Ranch Riding.

**Personal Appointments**

---

Shirt, blouse, jacket or vest with long-sleeves and collar (band, tuxedo, stand-up, etc.).  
Pants (Western type) ankle length or longer.  
Western hats.  
Western boots.  
See Rule SC-235 for use of logos.

**Optional Appointments**

---

Spurs.  
Chinks.  
Chaps.  
Hoof polish and/or hoof black, unless class rules specify otherwise.  
Banding and/or braiding of mane or tail and use of artificial hair extensions and/or tail weights. Exception: Banding and/or braiding and the use of artificial hair extensions and/or tail weights is prohibited in all Ranch Horse classes.

**Tack**

---

Stock saddle (leather or synthetic) consisting of a horn, seat, pommel, cantle, skirt, fenders, and western stirrups.  
Bridle - standard plain or silver headstall with browband and shaped or split ear.  
Reins - split or romal.

**Optional Tack**

---

Rope or reata.	Belts.
Mecate only with a bosal.	Hard hats or safety helmets.

Two rein equipment will be allowed in Working Cow Horse, Boxing, and all Ranch Horse classes.  
Bandages - in any performance class, an open leg wound may be covered by a bandage not to exceed 1½ wraps of vet wrap or similar material and not over 4 inches in width.  
Leg wraps and/or boots optional at rider's discretion in Horsemanship, Reining, Working Cow Horse, Boxing, Ranch Boxing, Ranch Box Drive, Ranch Cow Work and Ranch Reining. Slip on hoof boots (EasyCare) or related footwear are not considered protective boots and are permissible in all classes.

**Prohibited Tack**

---

Martingale, tie-down or noseband.  
Chin strap narrower than ½ inch, see Rule SC-240.  
Mechanical hackamore.  
Leg Wraps and/or boots prohibited in Western Pleasure, Trail and Western Riding.

**Bits**

---

Whenever referring to a bit in Western performance classes, it means a curb bit that has a solid or broken mouthpiece, shanks, and acts with leverage. All curb bits must be free of mechanical devices and should be considered a standard Western bit. See bit description in Rule SC-240 Diagram of acceptable or unacceptable bits, Snaffle Bit for junior horses description, and Diagram of chin straps.

**Optional Bits/Equipment**

---

Hackamore for junior horses, see Rule SC-240.  
Snaffle bit for junior horses, see Rule SC-240.

**Prohibited Bits**

---

Slip, gag or donut bits.  
Three-piece mouthpieces for 2-year-old western pleasure.  
Flat polo mouthpieces.  
Twisted wire snaffle bits.

**Exceptions**

---

Trail: hobbles optional for ground tie obstacle.

Reining: leg wraps and/or boots - optional. Chain curb at least a half-inch wide allowed.

Working cow horse: leg wraps and/or boots - optional.

Horsemanship: leg wraps and/or boots - optional.

Ranch Riding, Ranch Pleasure, Ranch Trail, Ranch Reining, Ranch Cutting, Ranch Box Drive, Ranch Cow Work, and Ranch Boxing: leg wraps and/or boots - optional.

## Longe Line Attire and Tack

---

### Personal Appointments

---

**In all Western classes**, appropriate Western attire is required, which includes: pants, ankle length or longer\* (slacks, trousers, jeans, etc), shirt, blouse or showmanship-type jacket with long sleeves and a collar (band, standup, tuxedo, etc.) A vest accompanied with a long sleeve shirt or blouse with a collar, and/or a jacket with a shirt that has a collar, is acceptable. **In halter and all western in-hand classes, a conservative western shirt, blouse, jacket or vest with long sleeves is acceptable, even if it does not have a collar.** A Western hat and cowboy boots are also required. Exhibitors wearing attire that has been deemed inappropriate by the judge will be disqualified. The use of spurs, half chaps, belts, and hard hats is optional. Exception: Religious reasons. See Rule SC-235. regarding logos.

### Optional Appointments

---

English attire, if the prospect is a Hunt-seat prospect.

English coats - tweed or melton.

Conservative wash jackets (in season).

Breeches or hunt jodphurs.

Half chaps.

High english boots or jodphur boots.

Hunting cap (dark blue, black or brown).

Hunt derby (black or brown).

Stock tie, tie or choker. Belts.

Safety helmet - helmet with harness properly attached under the chin is required for all youth participating in any warmup/schooling area or class (including open) involving jumps (english division classes only).

Banding and/or braiding of mane or tail.

### Tack

---

Halter, regular or show type.

Longe line not to exceed 30 feet in length with a snap attached to the halter.

### Optional Tack

---

Longe whip.

Lead shank during the conformation judging.

Bandages - in any performance class, an open leg wound may be covered by a bandage not to exceed 1½ wraps of vet wrap or similar material and not over 4 inches in width.

## Showmanship Attire and Tack

---

### Personal Appointments

---

Shirt, blouse, jacket or vest with long-sleeves and collar (band, tuxedo, stand-up, etc.).

**In halter and all western in-hand classes, a conservative western shirt, blouse, jacket or vest with long sleeves is acceptable, even if it does not have a collar.**

Long pants (Western type) ankle length or longer.

Western hat. Western boots.

See Rule SC-235 for use of logos.

### Tack

---

Halter with appropriate lead.

## Optional Tack

---

Bandages - in any performance class, an open leg wound may be covered by a bandage not to exceed 1½ wraps of vet wrap or similar material and not over 4 inches in width.

Banding and/or braiding of mane or tail.

## Prohibited Appointments

---

Spurs.      Chaps.

# Yearling In-Hand Trail Attire and Tack

---

## Personal Appointments

---

Shirt, blouse, jacket or vest with long-sleeves and collar (band, tuxedo, stand-up, etc.).

*In halter and all western in-hand classes, a conservative western shirt, blouse, jacket or vest with long sleeves is acceptable, even if it does not have a collar.*

Long pants (Western type) ankle length or longer.

Western hat.

Western boots.

See Rule SC-235 for use of logos.

## Tack

---

Halter with appropriate lead. A chain may be used under the chin or hanging from the halter.

Banding and/or braiding of mane or tail.

## Optional Tack

---

Bandages - in any performance class, an open leg wound may be covered by a bandage not to exceed 1½ wraps of vet wrap or similar material and not over 4 inches in width.

# AjPHA By-Laws American Junior Paint Horse Association Constitution

---

## ARTICLE I—Name and Purpose

---

**Section 1.** This organization shall be named the American Junior Paint Horse Association (AjPHA). AjPHA shall operate within the scope of the bylaws, rules and regulations and be a division of the American Paint Horse Association (APHA).

**Section 2.** The objectives and purposes of the American Junior Paint Horse Association shall be as follows:

- a. To improve and promote the American Paint Horse breed.
- b. To improve and develop the capabilities of Youth, both individually and through group participation, in the breeding, raising and exhibition of American Paint Horses.
- c. To develop and improve scholarship, leadership and community interest and participation of young people.
- d. To encourage high moral character, sportsmanship and clean living among its members.
- e. To create, foster and assist subsidiary regional junior clubs composed of members of the AjPHA.

- f. To acquaint junior members and clubs with the parent organization, APHA, its structure and functions.
- g. To guide to maturity in sportsmanship and exemplary conduct in all phases of competition.
- h. To instill a sense of responsibility to life and the rigors of showmanship.
- i. To coordinate all Youth activities including the junior regional clubs and to assist in keeping and maintaining the Youth records in conjunction with the APHA.
- j. To advise, counsel, report activities, desires and actions of the American Junior Paint Horse Association to the AjPHA Advisory Board.
- k. To propose rules to the AjPHA Advisory Board that represent the interest of all Youth.

## **ARTICLE II—Membership**

**Section 1.** Organizational Membership. This organization shall have the following classifications of membership.

- a. Club or Organizational Members, consisting of regional junior clubs.
- b. Individual Members, consisting of young people 18 years of age and younger who are not married or divorced.
- c. Voting privileges in the organization will be vested in AjPHA members or AjPHA State Directors or AjPHA Board of Directors.
- d. Membership in the AjPHA is a privilege and can be revoked on abuse of same including violations of the intents and purposes above, as well as intentional disregard of authority and violations of the rules and regulations of the APHA and the AjPHA.
- e. AjPHA Code of Conduct. Any Youth participant or member who commits an act of misconduct, as described below, shall be subject to disciplinary action as per rule GR-070.
  1. Misconduct shall mean that conduct unbecoming to the dignity of APHA/AjPHA or conduct in contradiction of the objectives and purposes of AjPHA. Misconduct includes, but is not limited to, violating AjPHA/APHA's rules regarding unsportsmanlike conduct, any kind of verbal, physical, written or cyber abuse or bullying; threatening to destroy or actual destruction of property; libel or slander; illegal drug use, underage drinking or tobacco use. All AjPHA members are to conduct themselves in a manner that is consistent with the rules, objectives and ideal of the Association.
  2. Upon discovery of misconduct, a written, signed complaint describing the incident and individual(s) involved shall be submitted to the Director of Youth Activities, who shall investigate the complaint. See rule GR-070 for disciplinary procedures.

**Section 2.** Approval of AjPHA Regional Clubs. Any group desiring to charter a "regional junior club" should obtain an application for regional club affiliation and an information packet from the Director of Youth Activities of the APHA that will contain step by step instructions on how to proceed with the petition of charter for Regional Junior Club status. (See Article X - Youth Club in APHA bylaws.)

Any group desiring to form a youth Paint Horse club must first make application to their APHA Regional Club as to the reason and necessity of its formation, and shall first submit their completed By-Laws and Constitution for approval to the sponsoring regional club. The sponsoring regional club is to send to the APHA Director of Youth Activities: 1) a copy of minutes of the sponsoring regional club's meeting reflecting a vote of approval of the formation of the Youth Club; 2) the approved Youth Club's application, signed by the sponsoring regional club's president, and the Youth Club's completed By-Laws and Constitution.

Applications for Regional Junior Club charters shall be reviewed by the APHA Board of Directors and Regional Club Committee with recommendations for approval/denial being forwarded to the AjPHA Advisory Board.

A Regional Junior Club is eligible to be recognized and considered in good standing by the AjPHA and its advisory board and given the designation “regional junior club” (as approved by the AjPHA advisory board) when the following conditions are met:

- a. A minimum of ten AjPHA members
- b. Youth club members must be paid up in the state or area regional club, either as a youth or family member.
- c. The age limit for youth club membership is eighteen (18) years as set forth in paragraph YP-010.A. of the current APHA Rule Book.
- d. The youth club application, by-laws and constitution shall coincide with the AjPHA Constitution.
- e. An advisor or committee shall be appointed by the parent (regional) club to assist the youth club.
- f. Each youth club must submit the following by January 1st of each year: (1) a current membership list, (2) a current list of officers and (3) the name(s) of the current adult advisor(s) to the APHA Director of Youth Activities. Failure to submit this information to the APHA could result in revocation of the club charter.

### **ARTICLE III—AjPHA State Directors**

**Section 1.** The business and property of the organization shall be managed and controlled by the AjPHA State Directors and AjPHA Board of Directors hereinafter created and empowered. The AjPHA Board of Directors shall be comprised of the AjPHA Officers and Zone Representatives.

**Section 2.** State Directors. Annually, AjPHA representative area(s) member(s) in good standing will elect their state, provinces and/or countries director(s).

**Section 3.** Allocation of State Directors. Allocation of directors per representative area with AjPHA membership will be made as of December 31, of the year prior to the current year's director elections. The AjPHA President may appoint director(s) when necessary to establish representation. In representative areas where there is more than one regional club, the allocation of directors will be equal among clubs. Any odd numbers of directors will be allocated to the regional club with the highest AjPHA membership.

- a. One (1) state director shall be allocated to areas with 1-9 active resident AjPHA members in good standing.
- b. Two (2) state directors shall be allocated for each area with 10-19 active resident AjPHA members in good standing.
- c. Three (3) state directors shall be allocated for each area with 20-29 active resident AjPHA members in good standing.
- d. Four (4) state directors shall be allocated for each area with 30-39 active resident AjPHA members in good standing.
- e. Five (5) state directors shall be allocated for each area with 40-75 active resident AjPHA members in good standing.
- f. Six (6) state directors shall be allocated for each area with 76-115 active resident AjPHA members in good standing.
- g. Seven (7) state directors shall be allocated for each area with 116 or more active resident AjPHA members in good standing.

**Section 4.** State Director Eligibility. Director's term of office begins August 1 and ends July 31 of the following year. Those who are elected must be 17 or under as of January 1 of the year they take office and must be a current member of the AjPHA. Each director shall be an active member of the Regional Club or representative area he/she represents and a member in good standing with the AjPHA. Should a director move from his/her representative area, or switch Regional Clubs, the director may complete the remaining time of his/her term.

## **Section 5.** State Director Election Procedure.

- a. AjPHA members are eligible to vote on their representative area's directors. Nominees for directors will be taken from areas with regional junior clubs and regional clubs with AjPHA membership from April 1 to May 15. In addition, an individual may apply for nomination upon submission of the signatures of five AjPHA current members in good standing and residing in the same representative area, evidencing endorsement of the nominee.
- b. There shall be a AjPHA State Directors nominating committee comprised of the Director of Youth Activities, AjPHA President and two AjPHA Zone Representatives selected by the AjPHA President and publicly announced by May 15.
- c. After May 15, this committee shall review and prepare a ballot for each representative area using qualified recommendations of the regional junior clubs, its own nominations, and individual nominations accompanied by the appropriate five members signatures.
- d. The AjPHA membership will be sent information for online voting. Voting will end July 1. Election results will be published. Those who are elected must be 17 or under at the time they take office.
- e. The AjPHA President may also at his/her discretion appoint up to three (3) additional directors to serve during his/her term of office.

**Section 6.** Directors at Large. In addition to the directors so elected, all President-Elects and Past Presidents of the AjPHA shall become Directors at Large until they are no longer eligible to participate as outlined in the age requirements. (See Article II, Section 1. B.)

**Section 7.** Vacancy in the AjPHA State Directors. In the case of any vacancy in the AjPHA State Directors, the AjPHA President may appoint a successor to fill the unexpired term of the Regional Club's or representative area's director provided the successor is an AjPHA member from the same Regional Club or representative area. The AjPHA must be notified in writing of the vacancy or resignation of a Director.

**Section 8.** Meetings of the AjPHA State Directors. The regular meeting of the AjPHA State Directors shall be held at such time and place as may be fixed by the AjPHA Board of Directors of the organization for the purpose of electing officers and for the transaction of such other business as may be brought before the meeting. Special meetings of the AjPHA State Directors may be held at such time and place as may be designated in the notice, whenever called by the direction of the AjPHA President or by a majority of the AjPHA State Directors. Each Director may be required to attend at least one of the meeting(s) held each year.

- a. Notice of Meetings of the AjPHA State Directors. Each State Director shall receive notice of such meetings no less than ten (10) days prior to the meeting. This notice shall include the place, date, and hour of the meeting, and in the case of special meeting, the purpose or purposes for which the meeting is being called.

**Section 9.** Quorum of the AjPHA State Directors. At any meeting of the AjPHA State Directors, the state directors present are sufficient to establish a quorum.

**Section 10.** Powers of the AjPHA State Directors. The AjPHA State Directors shall have the authority to direct the affairs of the organization, including, but not limited to, the right to make, amend and repeal the constitution of the organization, as they may deem expedient concerning the conduct, management and activities of the organization, the admission, classification, qualification, suspension and expulsion of members, removal of officers, expenditure of money and other details relating to the general purposes of the organization which may be subject to the approval of the AjPHA Advisory Board.

## ARTICLE IV—AjPHA Board of Directors

**Section 1.** AjPHA Board of Directors. The AjPHA Board of Directors of the organization shall be the President, President-Elect, Vice President, Secretary, Treasurer, and 14 additional members consisting of one representative from each zone (1-14). These officers may be subject to approval by the AjPHA Advisory Board of the organization. All AjPHA Board of Directors members must have served as an elected director for at least one (1) year prior to running for an AjPHA Board of Directors position.

**Section 2.** Election Procedure of the AjPHA Board of Directors. The Board of Directors of the AjPHA will be elected by a majority of the State Director votes through the online voting process. Results of the election will be publically announced either at an AjPHA business meeting, the annual AjPHA National Convention or via e-mail within two weeks of the election.

- a. President. The President shall have the general supervision of the affairs of the Association, subject to the direction of the AjPHA State Directors, and shall preside at all meetings of the members of the AjPHA State Directors. The President shall submit to members annually at their meeting a report of the status of the Association and its activities during the preceding year. No director of this Association may serve more than one year as President.
  1. The President shall have other and further duties and authority as may be prescribed elsewhere in this constitution or, from time to time, by the AjPHA State Directors.
  2. The AjPHA President will receive an AjPHA membership and Paint Horse Journal subscription during his/her term in office.
- b. President-Elect. In the absence of the President, the President-Elect shall have the power and shall perform the duties of the President and such other duties as may be prescribed by the Board of Directors. Upon the expiration of the President's term of office, the President-Elect shall automatically become President. Those elected must be 17 or under on January 1 following the election.
- c. Vice-President. The Vice-President shall, in the absence (disability or inability) of the President and President-Elect, perform the duties and exercise the powers of the President, and shall perform such other duties as the President shall, from time to time, prescribe.
- d. Secretary. The Secretary shall attend all meetings of the members of the AjPHA State Directors and shall record and cause to be recorded all votes taken and the minutes of all proceedings in a minute book of the Association to be kept for that purpose. The Secretary shall perform like duties for the committees when requested. The Secretary shall have the responsibility to give or cause to be given notice of all meetings of the AjPHA State Directors and the members. This shall not lessen the authority of others to give such notice as provided in this constitution.
- e. Treasurer. The Treasurer shall render to the AjPHA President of the Association and to the AjPHA State Directors, whenever requested, an account of the financial condition and all financial transactions of the Association.
- f. Zone Representatives.
  1. One Zone Representative from each zone (1-14) will be elected from the AjPHA State Directors. These 14 Zone Representatives will serve as additional members to the AjPHA Board of Directors.
  2. The election of each zone representative elected into a zone, is required to retain residence in that zone. If a zone representative should move out of that zone, they would be required to relinquish their position as a zone representative. In case of any vacancy within the board of zone representatives by death, resignation or any other cause, the AjPHA president shall appoint a successor that is a current state director from the same zone in which the vacancy occurs, to serve the unexpired term.



3. In addition to the above duties, Zone Representatives shall strive to keep the AjPHA general membership in their respective zones informed about AjPHA/APHA activities and promote the AjPHA whenever possible. This may be accomplished by attending regional club meetings, the meetings of other organizations and by forwarding written materials to regional club officers in the zone that they represent. Zone Representatives should funnel ideas, concerns and comments from members to the Director of Youth Activities.

**Section 3.** AjPHA Board of Director eligibility. All officers must have served as an AjPHA State Director for at least one (1) year. Such officers shall hold offices for a period of one (1) year and until their successors are elected and qualified. The term of office will begin following the election of officers and end upon the new officers' installation in to the positions. Those who are elected must be 17 or under on January 1 following the election. (See Article IV, Section 2. b.) If a youth reaches the age of 18 after he/she is elected to office, he/she will still be eligible to complete his/her term of office. Candidates running for the office of president-elect must be 15 or older as of January 1 of the current year, and must have also served as an AjPHA Board of Director member for at least one year prior to election. Candidates running for the remaining offices must be at least 12 or older as of January 1 of the current year. No AjPHA officer may serve in the same position in excess of four (4) consecutive years.

**Section 4.** Vacancies of AjPHA Board of Directors. All vacancies in the AjPHA Board of Directors shall be filled by the AjPHA Officers from the AjPHA State Directors of the zone in which the vacancy occurs for the unexpired term. Those so appointed shall serve until the election and acceptance of their duly qualified successors. Any vacancy may be reported in writing to the AjPHA by regional club (adult or junior), or Adult Advisor, or the individual resigning.

**Section 5.** Notice of Meetings of the AjPHA Board of Directors. The AjPHA Board of Director shall meet whenever and wherever called by direction of the AjPHA President or three (3) members of the committee acting jointly. The AjPHA Secretary shall send notice of such meetings no less than ten (10) days prior to the meeting. This notice shall include the place, date, and hour of the meeting, and in the case of special meeting, the purpose or purposes for which the meeting is being called.

**Section 6.** Powers of the Executive Committee. All powers of the Board of Directors shall be and are hereby vested in the Executive Committee. During the interim between annual meetings or special meetings of the Board of Directors, the Executive Committee is empowered to direct the affairs of the organization.

**Section 7.** Quorum of the Executive Committee. At any meeting of the Executive Committee, the committee members present are sufficient to establish a quorum.

## **ARTICLE V—Recall**

**Section 1.** Recall. Any member of the AjPHA State Directors may be removed from office with just cause. A recall may be conducted at the AjPHA meetings provided notice is received no less than ten (10) days prior to the meeting. A recall may be acted upon provided a majority of the AjPHA State Directors present vote in agreement.

## **ARTICLE VI—AjPHA Advisory Board**

The AjPHA Advisory Board of this organization shall consist of the AjPHA President, APHA President, APHA Director of Youth Activities, and the Chief Executive Officer of the APHA. All actions taken by the AjPHA AjPHA State Directors or AjPHA Board of Directors may be subject to the AjPHA Advisory Board's approval.

## **ARTICLE VII—Place of Business**

---

**Section 1.** The place of business of the Association shall be the APHA headquarters in Fort Worth, Texas.

**Section 2.** All correspondence regarding the AjPHA shall be directed to the APHA headquarters in Fort Worth, Texas, to the attention of the Director of Youth Activities.

## **ARTICLE VIII—Amendments**

---

The AjPHA State Directors and/or the AjPHA Board of Directors shall have the power to make, amend and appeal the By-Laws of the Association by vote of the members present at any regular or special meeting, which may be subject to the right of the AjPHA Advisory Board to rescind or amend any such By-Laws.

## **ARTICLE IX—Committees**

---

The AjPHA President shall have the authority to appoint all committees and committee members as the AjPHA President deems appropriate. Approval of committees and committee members may be subject to the AjPHA Advisory consideration.

## **ARTICLE X—AjPHA Zones**

---

**Section 1.** AjPHA Zones. Zone areas are numbered 1 through 14. The regions shall be designated as shown on the zone map. These regions are established by the AjPHA Board of Directors for the purpose of director elections and award programs. Zone lines will not be determined on the basis of competition per zone. Junior clubs of international countries or provinces of Canada will participate in the region closest to their club headquarters. See Zone Map, APHA Bylaws, Article VIII for States, Countries and Provinces listed in each zone.

## **American Junior Paint Horse Association**

---

Become a junior member and receive an AjPHA new member packet which includes: member card, memento, decal, rule book (upon request), activities calendar and quarterly AjPHA newsletter.

The following is a list of activities and information available from APHA. Contact the Director of Youth Activities for more information.

### **Printed Material**

---

AjPHA Brochure  
Great Paint Brush-Off Art Contest Form  
Photo Contest Form  
Club of the Year Form  
Youth Member of the Year Form  
Youth Team Tournament Brochure  
World Championship Horse Judging Contest Brochure  
Coloring Contest (at World Show) information  
From the Heart Award (Presidential Service Project) Form

### **Programs/Services**

---

Paint Alternative Competition (PAC)  
APHF Scholarship Program  
AjPHA/APHA website access

### **Special Events**

---

AjPHA Youth World Championship Show  
Year-End Awards Banquet (at World Show)  
Youth Leadership Conference



# Pattern Legend

## Metric System

Walk	.....
Jog/Trot	- - - -
Lope/Canter	=====
Extended Trot	=====
Leg Yield	
Change Lead	≠
Gate	↘
Back	← ↗ ↗ ↗
Judge	● J
Marker	○
Sidepass	← ← ← ←

Unit	Abbreviation	Number of Meters	Approximate U.S. Equivalent
kilometer (1mile = 1.6094 km)	km	1,000	0.62 mile
meter (1 yard = 0.9144 m)	m	1	39.37 inches
centimeter (1 inch = 2.54 cm)	cm	0.01	0.39 inch
millimeter	mm	0.001	0.04 inch

# Paint Horse Terms

---

## Paint Horse Patterns

---

In the absence of APHA-approved genetic testing, APHA registers horses as tobiano, overo, tovero, or solid dependent upon the phenotypic appearance of the horse. APHA does not guarantee the genetic possibilities of get or produce based on the registered pattern. Although genetics can designate if a horse exhibits a frame overo, splashed white overo, sabino overo or dominant white overo pattern, all are registered as 'overo' on the horse's registration certificate.

### **Tobiano** (pronounced: tow be yah' no)

---

The general characteristics of tobiano spotting in horses are that the feet and varying portions of the legs are usually white, the head usually has no more white than expected in a non-spotted horse, and the spots usually cross the topline somewhere between the ears and tail.

The spots are usually crisply delineated from the colored areas and usually have a vertical arrangement to them. The eyes on tobianos are usually dark.

Tobiano horses can vary from quite dark, with small amounts of white, to quite white, with little remaining color. The darker individuals sometimes have so little white spotting as to be confused with non-spotted horses.

A clue to these "non-spotted" or "slipped" tobianos—those that carry a Tobiano gene but fail to express its typical phenotype—is that they tend to have a large amount of white on the lower leg, but little white on the head. This combination is otherwise rare on horses, because on non-spotted horses the leg and facial white tend to vary together such that horses with a great deal of white on the head usually have a large amount of white on the feet, and vice versa.

In the middle portion of the range of tobiano spotting, the tobiano pattern is quite distinctive. At the whitest extreme, many tobianos are all white except for a colored head.

Other details of the tobiano pattern include the fact that on many tobianos the border between the white and colored areas consists of pigmented skin overlain by white hairs. The result is usually a bluish cast to the border, almost like a halo or a shadow, more commonly referred to as a "blue zone."

### **General characteristics of the tobiano pattern:**

---

- The dark color usually covers one or both flanks.
- Generally, all four legs are white, at least below the hocks and knees.
- Generally, the spots are regular and distinct as ovals or round patterns that extend down over the neck and chest, giving the appearance of a shield.
- Head markings are like those of a solid-colored horse—solid, or with a blaze, strip, star or snip.
- A tobiano may be either predominantly dark or white.
- The tail is often two colors.

### **Additional Tobiano Traits**

---

**Ink spots/paw prints** - Another unique characteristic of some tobianos is the presence of "ink spots" in the white patches. These spots are small (ranging in size from 1 to 3 inches across), generally round spots of contrasting hair located within the white portions of the horse's white markings. They are usually surrounded by a prominent "blue zone" (white hair on black-pigmented skin that gives the hair a blue appearance).

**Coronet spots** – Colored spots located along the coronet band are often found on horses carrying the tobiano gene.

### **Overo** (pronounced: oh vair' oh)

---

The term "overo" refers to multiple patterns: frame overo, sabino overo, splashed white and dominant white overo. For APHA registration purposes, all overo patterns are classified as "overo" on the registration certificate.

- Generally, the white markings are irregular, and are rather scattered or splashy.
- Head markings are distinctive. The horse is often bald-faced, apronfaced or bonnet-faced.
- An overo may be either predominantly dark or white.
- The tail is usually one color.

## **Frame overo spotting**

---

Frame overo is one of the overo patterns. The name "frame" refers to the usual appearance, which is of white patches centered in the body and neck and framed by colored areas around them.

The usual frame pattern has a horizontal arrangement, and does not cross the topline as does tobiano. The head is usually quite extensively marked with white, and the eyes are commonly blue.

The feet and legs of frame overos are usually dark, although white feet and minor white leg marks are as common on frame overos as they are on nonspotted horses. The white areas on frame overos are usually crisply and cleanly delineated from the colored areas, although some have a halo or shadow of pigmented skin under white hair directly at the boundary.

### **General characteristics of the frame overo pattern:**

---

- The white usually does not cross the horse's back between its withers and tail.
- Generally, at least one leg, and often all four legs, are dark.
- Heads are usually extensively marked with white.
- White spots usually occur horizontally on the middle of the sides of the body and neck, and only rarely cross the topline.
- Many have a "moustache" of color, a pigmented upper lip, on an otherwise very white head.
- Blue eyes are common.

## **Sabino overo spotting**

---

Another of the overo patterns is "sabino," infrequently called calico overo. This pattern consists of white on the legs and head, and it usually creeps up on the body in the form of belly spots. Sabino overos are usually flecked and roaned, although some are crisply spotted. Sometimes sabino horses have blue eyes.

Sabino horses usually have four white feet and white legs. The white usually extends up the legs in ragged patches, and then extends onto the horse's body from the belly. The head is usually fairly white, and the eyes are commonly blue.

Many sabino horses have eyes that are partially blue and partially brown. Flecks, patches and roan areas are common on sabinos, in contrast to the frame overos that are usually more crisply marked.

When the sabino pattern is minimally expressed, the horse usually has four white socks and a blaze. Usually there is some betrayal of the fact that these are not the usual white marks on horses, due to some ragged edge or narrow and long extension up the leg.

Some sabinos will also have odd white patches on the knee or hock, removed from the main portion of the lower white mark. A few sabinos do have a dark foot or two, although most have four white feet. Minimally marked sabinos are easily confused with truly non-spotted horses.

In the middle range of expression sabino horses are fairly distinctive and are usually difficult to confuse with other patterns. Most have white extending from the belly. Most have roan and flecked areas in addition to white areas. A few, though, will be nearly entirely roan without patches of white. These could be confused with true roan horses, although the facial and leg white usually gives these away, and they do not have dark heads and lower legs typical of true roans.

Another extreme is the sabino that is patched, but not roaned. These can easily be confused with frame overos, especially if they have a dark foot or two. Most patched sabinos have smaller, more ragged patches than typical of frame overos. In some cases it is impossible to distinguish between horses that are truly sabinos and the frame overos that also happen to have white markings on their feet in addition to the frame overo pattern.

The whitest of the sabinos are nearly or entirely white. Some retain color only on the ears. Others are indeed white all over. One of the whiter ranges of expression includes color on the ears, chest, and tail base. Most sabinos that are largely white are very speckled and roaned, and some can be confused with Appaloosas.

---

**General characteristics of the sabino overo pattern:**

---

- Usually have extensive leg white and facial white.
- Body spots are usually on the belly, and can occur as either roan or speckled areas.
- White markings tend to have narrow extensions up a leg or down the throat.
- Partially blue eyes are common.

---

**Splashed white overo**

---

Horses with the splashed white pattern have white legs and bellies, as well as a great deal of white on the head. The edges of the white are quite crisp. Many splashed white horses have blue eyes.

The splashed pattern usually makes the horse look as though it has been dipped in white paint. The legs are usually white, as are the bottom portions of the body. The head is also usually white, and the eyes are frequently blue.

The edges of the white are consistently crisp and clean, with no roaning. Some of these splashed whites have dark toplines, but on some the white crosses the topline.

---

**General characteristics of the splashed white overo pattern:**

---

- Usually have white legs, and the body is white ventrally.
- Head is extensively, and most often completely white.
- Blue eyes are the rule.

---

**Tovero**

---

While each of the Paint patterns—tobiano, frame overo, sabino and splashed white and dominant white—can mark a horse on its own, many horses sport combinations of these. When these patterns combine, the result is a horse with a pattern that can sometimes be difficult to classify.

Any combination is going to be marked with white from all the patterns going into the combination. That is, the combinations pick up the white from each of the components and add them together so that wherever any of the component patterns would have been white, so is the combination.

Many of the combinations go by the term "tovero," because most are tobiano plus one or more of the other patterns.

---

**General characteristics of the tovero pattern:**

---

- Usually has more white than colored area, some nearly all white.
- Generally, all the contrasting markings are regular and distinct, appearing as ovals or round patterns that extend down over the neck and chest, giving the appearance of a shield.
- Usually has dark pigmentation around the ears, which may extend to cover the forehead and/or eyes.
- Generally has contrasting color covering one or both flanks.
- May have spots of varying size at the base of the tail.

---

**APHA Recognized Colors**

---

In the absence of APHA-approved genetic testing horse colors are determined on the phenotypic appearance of the horse, and APHA does not guarantee the genetic possibilities of get or produce based on the registered color.

**Black** - entire coat, including muzzle, flanks and legs, are black; color may fade when exposed to the sun; could have rusty tinge during certain times of the year; early foals may be an overall mousy gray, then shed to black.

**Brown** - body color brown or black, with light areas at muzzle, eyes, flank and inside upper legs; mane and tail usually black.

**Bay** - body color reddish brown, with variations ranging from dark blood bay to light bay and usually distinguished by black mane and tail, ear tips, lower legs.

**Bay Roan** - the overall intermingling of white hairs with bay body color; head, lower legs, mane and tail are usually solid or darker; does not get progressively whiter with age.

**Blue Roan** - the overall intermingling of white hairs with a black body color, head, lower legs, mane and tail are usually solid or darker; does not get progressively whiter with age.

**Buckskin** - body color yellowish or gold, mane and tail black; black on lower legs; lacks primitive markings.

- Dun** - diluted body color of yellowish or gold; mane and tail are black or brown; has dorsal stripe and usually zebra stripes on legs and transverse stripe over withers.
- Gray** - dominant over all other color genes; born any color with white hair progressively turning the coat whiter as the horse ages; dark skin; normally grays first around eyes and behind ears.
- Grullo** - a form of dun with body color smoky or mouse-colored (not a mixture of black and white hairs, but each hair mouse-colored); mane and tail black; has black primitive markings.
- Perlino** - double dilute of bay/brown resulting in body color of cream or off-white, lower legs, mane and tail light rust or chocolate shade; skin is pinkish or gray; eyes are blue or amber; the coat has enough yellow hue to allow white markings to be visible.
- Smoky Cream** - double dilute of black resulting in body color of cream or off-white; lower legs, mane and tail light rust or chocolate shade; skin is pinkish or gray; eyes are blue or amber; the coat has enough yellow hue to allow white markings to be visible. Genetic testing is required to distinguish between Smoky Cream and Perlino.
- Chestnut** - body color dark red or brownish red; range from very light to liver chestnut; liver chestnut can be distinguished from black or brown only by the bronze or copper highlights on the legs; mane and tail usually dark red or brownish red, but may be flaxen.
- Cremello** - double dilute of chestnut/sorrel resulting in body color, mane and tail of cream or off-white with pale pinkish skin; the coat has enough yellow hue to allow white markings to be visible; eyes are blue or amber.
- Palomino** - diluted body color varying from rich gold to pale yellow; mane and tail generally pale or off-white but may be same color as body (with nonblack points).
- Pearl** - Homozygous inheritance may dilute red hair coat color to a medium dilute shade (similar to one cream or one champagne gene), and dilutes the skin to near pink. Genetic testing is required to distinguish between pearl and cream.
- Red Dun** - a form of dun with body color yellowish or flesh-colored; mane and tail are red or reddish; has red or reddish primitive markings.
- Red Roan** - the overall intermingling of white hairs with chestnut/sorrel body color; head, lower legs, mane and tail are usually sorrel or dark red; does not get progressively whiter with age.
- Sorrel** - body color reddish or copper-red; mane and tail usually same color as body, but may be flaxen or very dark brown.
- Champagne** variations: see below for Champagne traits.
- Amber Champagne** - affect of champagne gene on otherwise bay horse. Body color lightened from red to light tan or yellow with point of mediums to light chocolate brown. See 'champagne characteristics' for skin and eye characteristics.
- Classic Champagne** - affect of champagne gene on otherwise black horse. Body and leg color lightened from black to chocolate. See 'champagne characteristics' for skin and eye characteristics.
- Gold Champagne** - affect of champagne gene on otherwise chestnut/sorrel horse. Body and leg color lightened from red to gold. Mane and tail color may be flaxen or gold. See 'champagne characteristics' for skin and eye characteristics.

### **Dun characteristics:**

- Dorsal stripe** - darker band of color running along the backbone from the withers to/into the base of the tail. May have barbs extending off of it, but will have clean and crisp edges and won't gradually fade into the horse's coat color. It will not fade in the summer months.
- Leg barring** - Horizontal stripes of varying widths appearing across the hocks, gaskins, forearms or knees.
- Shoulder/traverse stripes** - Neck and shoulder shadowing appearing as dark areas through the neck or withers.
- Dorsal stripe vs countershading** - Countershading is almost as distinct as a dorsal stripe, but usually the stripe is more of a shaded stripe, sometimes only a partial stripe, and is usually not associated with other dun characteristics. Countershading can appear on non-dun horses, ie. sorrel, bay, etc. The shading often disappears by the horse's 2-year-old year.



## Coat Color Testing

In order to make informed breeding decisions, APHA offers color coat tests for color and white-spotting patterns through our partner laboratories. Order testing by submitting the DNA Order Form, available at [www.apha.com/registration](http://www.apha.com/registration). Fees for testing are located in the Fee Schedule at the front of the rulebook.

**Red Factor/Extension** - The DNA diagnostic test for Extension (Red Factor) can be used to identify those black horses for which neither pedigree nor breeding records is informative for identifying carriers of the recessive Red Factor. The Extension gene (Red Factor) has two alternative states (alleles). The dominant allele E produces black pigment in the coat. The recessive allele e produces red pigment. Red horses (chestnuts, sorrels, palominos and red duns, to name a few) are recessive homozygous: they have two alleles for the recessive red allele ee. Black pigmented horses (black, bay, brown, buckskin and grullo, to name a few) have at least one E allele. They can be homozygous EE or heterozygous Ee. A horse that is homozygous EE will not produce red offspring, regardless of the color of the mate.

### The results of the test are reported as:

- e/e Only Red Factor detected. The horse is homozygous for red (ee). The basic color is sorrel or chestnut, but depending on genes at other color loci, the horse could be palomino, red dun, gray, cremello, white or any of these colors with the white hair patterns tobiano, overo, or roan.
- E/e Both black and Red Factors detected. The horse is heterozygous for Red Factor and can transmit either E or e to its offspring. The basic color of the horse will be black, bay or brown, but depending on genes at other color loci, the horse may be buckskin, dun, grullo, perlino, gray, white or any of these colors with the white hair patterns tobiano, overo, or roan.
- E/E No Red Factor detected. The horse is homozygous for black pigment and cannot have red foals, regardless of the color of the mate. The basic color of the horse will be black, bay or brown, but depending on genes at other color loci, the horse may be buckskin, dun, grullo, perlino, gray, white or any of these colors with the white hair patterns tobiano, overo, or roan.

**Agouti** - The Agouti gene controls the distribution of black pigment. The dominant allele A restricts black pigment to the points of the horse (mane, tail, lower legs and ear rims), as seen, for example, in bays and buckskins. The recessive allele a uniformly distributes black pigment over the entire body.

Breeders interested in producing black horses need to have breeding stock carrying the a allele, in addition to the E allele of the Extension gene.

### Test results are reported as:

- A/A or A/a Black pigment, if present, is restricted to the points. The basic color of the horse will be bay or brown in the absence of other modifying genes. A has no effect on red pigment (ee).
- a/a Only the recessive allele detected. Black pigment distributed uniformly. The basic color of the horse will be black in the absence of other modifying genes.

**Cream** - The Cream dilution gene is responsible for the palomino, buckskin, smoky black, cremello, perlino and smoky cream coat colors. There are two alleles: Cr and N. Cr is semi-dominant and dilutes red to yellow in single dose (palominos, buckskins, smoky blacks) and to pale cream in double dose (cremellos, perlinos, smoky cream). Cream dilution can have a very subtle effect on black pigment. N is recessive and does not dilute the base color.

### The results of the test are reported as:

- N Non-dilute. Basic colors are chestnut, bay, black or brown in the absence of other modifying genes.
- N/Cr Heterozygous dilute (one copy of the Cream dilution). Chestnut is diluted to palomino; bay is diluted to buckskin and black is diluted to smoky black. These colors can be further modified by the actions of other genes.
- Cr/Cr Double dilute (two copies of the Cream dilution). Chestnut is diluted to cremello; bay is diluted to perlino and black is diluted to smoky cream.

**Pearl**. Pearl is a recessive gene that can affect the skin and hair color. It is sometimes called "Barlink Factor." When inherited in the heterozygous form, the gene

appears to dilute the skin but does not affect the coat color, i.e. chestnuts normally have pink speckles on their otherwise black skin. The gene is not cream, nor is it the champagne gene. When inherited in the homozygous form (two copies of the gene, one inherited from each parent), the gene appears to dilute the hair coat to a medium dilute shade (similar to one cream or one champagne gene) and dilutes the skin to near pink.

Pearl also appears to enhance cream, essentially causing a double dilution of the hair coat, skin and eyes. This would cause the phenomenon of pseudo-cremello, pseudo-perlino and pseudo-smoky cream foals.

**Pearl Dilution results are reported as:**

- N/N No evidence of altered sequence detected.
- N/Prl One copy of the altered sequence detected. If Cream dilution is also present, a pseudo-double Cream phenotype will result.
- Prl/Prl Two copies of the altered sequence detected. On a chestnut base color, a uniform apricot color of body hair, mane and tail will result.

**Silver.** The horse Silver dilution gene dilutes black pigment but has no effect on red pigment. The mane and tail are lightened to flaxen or silver gray, and may darken on some horses as they age. A solid black horse with this gene will be chocolate colored with a lightened mane and tail. A bay horse will have the black pigment on the lower legs, mane and tail lightened. Sometimes bay horses with Silver dilution can be mistaken for chestnuts with a flaxen mane and tail. Silver dilution is inherited as a dominant trait.

**Silver Dilution results are reported as:**

- N/N No evidence of altered sequence detected.
- N/Z One copy of the altered sequence detected. Black-based horses will be chocolate with flaxen mane and tail. Bay-based horses will have pigment on lower legs lightened and flaxen mane and tail. No effect on chestnut color.
- Z/Z Two copies of altered sequence detected. Black-based horses will be chocolate with flaxen mane and tail. Bay-based horses will have pigment on lower legs lightened and flaxen mane and tail. No effect on chestnut color.

**Champagne.** Champagne is a dominant gene that dilutes hair pigment from black to brown and red to gold. Champagne on a chestnut background (Gold) produces a gold body color and often a flaxen mane and tail that can be mistaken for palomino. Champagne on a bay background (Amber) produces a tan body color with brown points. Champagne on a black background (Classic) produces a darker tan body with brown points. The skin of Champagne-diluted horses is pinkish/lavender toned and becomes speckled with age; the speckling is particularly noticeable around the eye, muzzle, under the tail, udder and sheath. The eye color is blue-green at birth and darkens to amber as the horse ages. Champagne is inherited independently of other coat color genes and thus this dilution can occur in combination with any of the other genes that modify the base colors.

**Champagne results are reported as:**

- N/N No evidence of the Champagne dilution detected.
- N/Ch One copy of the Champagne dilution detected. Chestnut color (red) is diluted to gold, bay to tan with brown points and black to darker tan with brown points.
- Ch/Ch Two copies of the Champagne dilution detected. All offspring are expected to be Champagne dilute.

**Gray.** The Gray gene causes progressive depigmentation of the hair, often resulting in a coat color that is almost completely white by the age of 6-8 years. Horses that inherit progressive Gray can be born any color, then begin gradually to show white hairs mixed with the colored throughout the body. Usually the first signs of gray hair can be found on the head, particularly around the eyes. Gray is dominant, therefore a single copy of this gene will cause a horse to turn gray. If a horse has two copies of Gray, all offspring of this horse will be gray. Research indicates that horses with one copy of Gray often retain some of the original pigment while homozygotes tend to progress to almost completely white.

- N/N No copies of the gray gene. Horse will not turn gray.
- N/G One copy of the gray gene. Horse will turn gray and approximately 50% of offspring will be gray.
- G/G Two copies of the gray gene. Horse will turn gray and all offspring will be gray.

**Dun** - Dun is a dominant dilution gene characterized by lightening of the body color, leaving the head, lower legs, mane and tail undiluted. Dun is also typically characterized by “primitive markings” consisting of a dark dorsal stripe and sometimes leg barring, shoulder stripes and concentric marks on the forehead (spiderwebbing, cobwebbing). The expression of the primitive markings (with or without dun) in the domestic horse is variable, with the dark dorsal stripe being the most consistent and visible feature. Dun dilutes both red and black pigment, and the resulting colors range from apricot, golden, dark gray, olive and many more subtle variations. An additional SNP change was shown to govern the presence or absence of primitive markings.

Three variants in DNA sequence explain phenotypes related to Dun dilution: D (presence of dun dilution and primitive markings), nd1 (not Dun-diluted; primitive markings are present but expression is variable), nd2 (not Dun-diluted, primitive markings absent). With respect to variant interactions, D is dominant over nd1 and nd2; nd1 is dominant over nd2.

**Dun dilution results are reported as:**

- N/N: No copies of Dun dilution detected
- D/D: Two copies of the Dun dilution detected
- D/nd1: 1 copy of the Dun dilution and one copy of nd1 detected
- D/nd2: 1 copy of the Dun dilution and one copy of nd2 detected
- nd1/nd1: Horse is not dun, but might have primitive markings
- nd1/nd2: Horse is not dun, but might have primitive markings
- nd2/nd2: Horse is not dun; primitive markings are absent.

**Roan** - Roan is a white patterning coat color trait of intermixed white and colored hairs in the body while the head, lower legs, mane and tail remain colored. Roan horses are born with the pattern, though it may not be obvious until the foal coat is shed. The white and colored hairs are evenly mixed in horses that inherit the classic Roan gene, which can differentiate this from several mimic patterns called roaning. Roaning patterns tend to be uneven in the distribution of white hairs and the inheritance of roaning has not been defined.

Roan is inherited as a dominant gene but the specific mutation has not yet been identified, so there is no direct test for the gene. VGL has identified DNA markers in Quarter Horses and Paints associated with Roan that can be used to determine if a horse has the roan gene and how many copies. The roan zygosity testing is not included in APHA's color/pattern panels at this time.

**Frame Overo** - Frame overo is a classic white spotting pattern in the Paint Horse and other breeds, often hallmarked by white markings centered in the middle of the body “framed” by dark borders. The Frame Overo gene—sometimes called OLWS—is symbolized by O. Heterozygotes (N/O) have one copy of the Frame Overo gene and often display the white spotting patterns, though expression can vary from extensive to minimal. Homozygotes (O/O) are not viable and afflicted with Overo Lethal White Syndrome, which results in death. The Frame Overo gene can be carried by solid-colored horses without obvious body spotting patterns—including some Thoroughbreds and Quarter Horses—as well as some tobianos and tovero horses.

**Test results are reported as:**

- |     |   |
|-----|---|
| N/N | No copies of Frame Overo (OLWS) detected                        |
| N/O | One copy of Frame Overo detected                                |
| O/O | Two copies of Frame Overo detected; homozygotes are not viable. |

**Sabino 1.** Sabino is a generic description for a group of similar whitespotting patterns. The sabino pattern is described as irregular spotting usually on the legs, belly and face, often with extensive roaning. The Sabino 1 mutation produces one type of sabino pattern, but is not responsible for all sabino-patterned horses. More mutations will probably be identified that account for other sabino patterns. Sabino1 is inherited as an autosomal dominant mutation. One copy of the Sabino1 gene is expected to produce horses with two or more white legs or feet—often with white running up the anterior part of the leg, an extensive blaze, spotting on the midsection, with jagged or roaned margins to the pattern. Horses with 2 copies of the Sabino1 gene are often predominantly white.

**Sabino 1 results are reported as:**

- N/N No evidence of altered sequence detected.
- N/SB1 One copy of the Sabino1 gene detected. Horse typically may have two or more white legs, blaze, spots or roaning in the midsection and jagged margins around white areas.
- SB1/SB1 Two copies of the Sabino1 gene detected. Complete or nearly complete white phenotype expected.

**Tobiano testing** - The tobiano white spotting pattern is a trait controlled by a dominant gene. There are two alternative states (alleles) of the gene. The dominant allele, TO, produces the tobiano pattern and the recessive allele, to, is non-tobiano; this is sometimes represented as N. A horse that is homozygous for tobiano, symbolized as TO/TO, will always produce offspring that inherit a tobiano gene regardless of the mate. A horse that is heterozygous for tobiano, symbolized as N/TO, will produce offspring that inherit a tobiano gene 50% of the time.

For breeders interested in producing tobiano offspring, a horse that is homozygous for tobiano is desirable in a breeding program. Note: It is possible that a homozygous horse could produce/sire a foal that does not exhibit the tobiano pattern fully enough to be eligible for the Regular Registry.

Tobiano is caused by a large chromosome inversion on the KIT gene; a direct DNA test for Tobiano is available.

**The results of the test are reported as:**

- N/N No copies of the Tobiano detected.
- N/TO One copy of the Tobiano detected.
- TO/TO Two copies of the Tobiano detected.

**Splashed white** is a variable white spotting pattern characterized primarily by a wide blaze, extended white markings on legs, variable white spotting on the belly and often blue eyes. Some, but not all, splashed white horses are also deaf. Researchers have identified multiple mutations—SW1, SW2 and SW3—that cause splashed white phenotypes in Paint horses. SW1 has been found in several breeds including Paints and Quarter Horses. Horses homozygous for SW1 (SW1/SW1) have been identified, which suggests that this mutation is not homozygous lethal. SW2 and the rare SW3 occur exclusively in certain lines of Quarter Horses and Paints. SW2 is not considered homozygous lethal; SW3 may be homozygous lethal and thus, matings of horses that both carry SW3 should be avoided. SW5–SW8 are recent discoveries as well.

**Splashed White results are reported as:**

- N/N: No copies of Splash White detected
- N/SW1, N/SW2, N/SW3 (etc): Horse has one copy of the respective splashed white allele detected.
- SW1/SW1, SW2/SW2, (etc): Horse has two copies of the respective splashed white allele detected.
- SW1/SW3, SW1/SW5 (etc): Horse has multiple splashed white alleles detected found on the same locus.

**Dominant White.** The KIT gene is the site of several white spotting mutations, one of which is Dominant White or White. Dominant White patterns are variable ranging from minimal Sabino-like spotting to all-white phenotypes. Eye color of Dominant White horses is typically brown. Studies of inherited white phenotypes in different breeds have shown that these arise as independent mutations. More than 30 different KIT mutations associated with white patterns have been identified to date. Except for W20, most of the known Dominant White mutations arose recently and are restricted to specific lines within breeds.

Genetic testing for the W5, W10 and W20 mutations—the most common Dominant White mutations affecting the Paint breed—is available. W5 is found in descendants of the Thoroughbred stallion Puchilingui. W10 is found in descendants of the Quarter Horse stallion GQ Santana. Because of the nature of the molecular change, it is thought that only horses that carry one copy of W5 or W10 are viable but this remains to be confirmed. W20 is a much older mutation that is found in many breeds and that has a subtle effect on the amount of white expressed. It appears to increase the expression of white

in combination with other white pattern genes. Unlike W5 and W10, the homozygous condition (W20/W20) is not lethal. W22 is found in descendants of the stallion Airdrie Apache. W31 is found in descendants of the stallion Cookin Merada. W32, W34 and W35 are found in various bloodlines.

### **Dominant White results are reported as:**

N/N: Horses do not have a white spotting pattern caused by a tested dominant white mutation. If this horse has a white spotting pattern, it is caused by some other genetic mechanism.

N/W5, N/W10, N/W22, N/W31 (etc.): horses often display a white spotting pattern.

W5/W20, W10/W20, W22/W20, or W31/W20, W32/W20 (etc): horses often display white spotting and might be predominantly white.

N/W20 or W20/W20: horses might display white face and leg markings and some may have a variable amount of white spotting. It is thought that horses with these genotypes that have more extreme white spotting patterns likely have mutations in other pigmentation genes.

W5/W5, W10/W10, W22/W22: expected to be embryonic lethal, therefore it is advisable to not mate horses with W5, W10, or W22 alleles to each other.

### **Conformational abnormalities**

The conditions listed below are commonly considered as undesirable conformation traits when evaluating a horse compared to the ideal standard. (See Rule JU-000.H.4.) These conditions do not prevent a horse from being used as breeding stock, however, it is possible for the abnormality to be passed on to the horse's offspring. They also do not prevent the horse from participating in APHA-approved events, subject to the rules of the individual event.

**Cryptorchid** - An inherited condition when both testicles have failed to descend into the scrotum by three years of age.

**Monorchid** - An inherited condition when one of the testicles has failed to normally descend into the scrotum by three years of age.

**Parrot Mouth** - Defined by the American Association of Equine Practitioners as "no occlusal contact between the upper and lower central incisors," either over-shot or undershot.

### **Inherited genetic health conditions**

Continuing research into equine genetics has identified certain genetic conditions that may affect certain horses in many different breeds. Testing is available for these conditions and research continues to develop testing for others. For more information on testing availability, contact APHA MemberCare Department at 817/222-6423 or contact the specified laboratory: University of California (Davis) or Etalon Diagnostics.

**HYPP** - Hyperkalemic Periodic Paralysis- (HYPP) is an inherited autosomal dominant muscle disease that is caused by a genetic defect. In the muscle of affected horses, a point mutation exists in the sodium channel gene and is passed on to offspring. When the defective sodium channel gene is present, the channel becomes "leaky" and makes the muscle overly excitable and contract involuntarily. The channel becomes "leaky" when potassium levels fluctuate in the blood. Hyperkalemia, which is an excessive amount of potassium in the blood, causes the muscles in the horse to contract more readily than normal. This makes the horse susceptible to sporadic episodes of muscle tremors or paralysis.

This condition exists in certain descendants of the stallion Impressive, AQHA #767246, and Cloudy Knight, APHA #92992. APHA recommends testing of any horse known to have an ancestor possibly carrying the HYPP gene to confirm its presence or absence.

### **The results of the test are reported as:**

N/N No copies of HYPP detected

N/H One copy of HYPP detected; horse might or might not be symptomatic

H/H Two copies of HYPP detected; horse might or might not be symptomatic and will always pass a copy to its offspring, if bred.

**HERDA** - Hereditary equine regional dermal asthenia- (HERDA) is a genetic skin disease predominantly found in the American Quarter Horse. Within the breed, the disease is prevalent in particular lines of cutting horses. HERDA is charac-

terized by hyperextensible skin, scarring, and severe lesions along the back of affected horses. Affected foals rarely show symptoms at birth. The condition typically occurs by the age of two, most notably when the horse is first being broke to saddle. There is no cure, and the majority of diagnosed horses are euthanized because they are unable to be ridden and are inappropriate for future breeding. HERDA has an autosomal recessive mode of inheritance and affects stallions and mares in equal proportions. Research has identified the gene and mutation associated with HERDA.

For horse breeders, identification of carriers is critical for the selection of mating pairs. Breedings of carrier horses have a 25% chance of producing an affected foal. Breedings between normal and carrier horses will not produce a HERDA foal although 50% of the foals are expected to be carriers.

**The results of the test are reported as:**

N/N	No copies of HERDA detected.
N/HRD	One copy of HERDA detected; horse is a carrier.
HRD/HRD	Two copies of HERDA detected; horse is affected.

**GBED - Glycogen Branching Enzyme Deficiency-** Glycogen branching enzyme deficiency (GBED) occurs in newborn foals. This fatal disease is seen in Quarter Horses and related breeds. The foals lack the enzyme necessary to store glycogen (sugars) in its branched form and therefore cannot store sugar molecules. This disease is fatal in the homozygous form as the heart muscle, brain and skeletal muscles are unable to function. The glycogen branching enzyme is a protein that is necessary to build glycogen, the complex sugar that is a source of fuel for many tissues in the body. Normal glycogen consists of glucose (sugar) arranged to resemble a highly branched tree. GBE is the protein that arranges the branches. When a foal is missing GBE, the glycogen in its tissues lacks the normal branched structure and cannot effectively store sugar molecules. The tissues that rely heavily on glycogen as a fuel are skeletal muscle, heart muscle and the brain. When foals lack GBE, these tissues become weak and unable to function properly.

**Results are reported as:**

N/N	No copies of GBED detected
N/GBED	One copy of GBED detected
GBED/GBED	Two copies of GBED detected

**Malignant Hyperthermia (MH)** - MH is an inherited autosomal dominant disease that causes a life-threatening condition in susceptible horses triggered by exposure to halogenated anesthetics or succinylcholine, and occasionally by stress or excitement. This genetic condition has been identified in Quarter Horses and American Paint Horses. A genetic defect in the calcium release channel results in excessive release of calcium inside skeletal muscle cells which then triggers a hyper-metabolic state that can be fatal. Signs of MH episodes include muscle contracture (rigidity), elevated body temperature (> 40°C), elevated heart rate, irregular heart rhythm, excessive sweating, shallow breathing. Presence of the MH mutation also results in more severe clinical tying-up phenotype in horses that have the PSSM1 mutation.

**The results of the test are reported as:**

N/N	No copies of MH detected.
N/MH	One copy of MH detected; horse is affected.
MH/MH	Two copies of MN detected; horse is affected.

**PSSM1 - Polysaccharide Storage Myopathy Type 1 (PSSM1)** A genetic disorder characterized by excessive and abnormal storage of sugar (polysaccharide) in muscle cells. Horses with PSSM1 have signs typically associated with tying-up. These signs are most commonly muscle stiffness, sweating, and reluctance to move. Vital organs are affected in many cases. Severe cases can lead to collapse and/or death. The severity of symptoms varies between individuals and is likely compounded by other factors. In many horses, PSSM1 can be controlled through diet and management changes.

**The results of the test are reported as:**

N/N	No copies of PSSM1 detected.
N/PSSM1	One copy of PSSM1 detected.
PSSM1/PSSM1	Two copies of PSSM1 detected.

**OLWS** - Overo Lethal White Syndrome- This recessive, fatal condition, produces an all-white or mostly all-white foal with intestinal tract abnormalities (aganglionosis, a non-functioning colon). Foals appear normal at birth and within 24 hours usually show signs of colic and either die or are euthanized. A “lethal white” foal is the result of the foal receiving a copy of the OLWS from each parent. Carriers are healthy and unaffected; the OLWS gene produces the Frame overo pattern present in many Paints, though it is also found in tobianos, toveros and solid-colored horses, including some Quarter Horses.

Breeders can test horses for this mutation to avoid producing lethal white foals. APHA recommends testing of any horse prior to breeding to determine if the horse is a carrier of OLWS. If testing confirms presence of the gene, breeding decisions should be made to avoid crossing two carriers together and, thus the potential for lethal white foals.

**The results of the test are reported as:**

N/N No copies of OLWS detected.

N/O One copy of OLWS detected; horse is a carrier.

O/O Two copies of OLWS detected; foal is affected.

**MYHM** - Myosin Heavy Chain Myopathy or MYHM is an autoimmune condition that can

cause severe, rapid muscle loss. A single dominant variant leads to susceptibility for two conditions. The first is immune mediated myositis or IMM for short. The second is non-exertional rhabdomyolysis, which is tying up not associated with exercise. Horses with one or two copies of the MYHM variant are susceptible to rapid muscle loss, muscle weakness, stiffness or tying up. Homozygotes often have more severe signs than heterozygotes. Not all triggers are known, but some that are include strangles or other respiratory infections, as well as vaccinations for strangles and equine herpes virus, among others.

**The results of the test are reported as:**

N/N No copies of MYHM detected.

N/MY One copy of MYHM detected; horse might develop MYHM.

MY/MY Two copies of MYHM detected; horse might develop a more severe form of MYHM and will always pass a copy to its offspring, if bred.

# Index

---

## **Advisory Committee, GR-005, page 31**

## **AjPHA Bylaws, page 371**

### **Amateur**

Age Divisions, AM-080, page 306

Card Application or Renewal, AM-015, page 298

Eligibility, AM-010, page 297

Leases, AM-020, page 299

Ownership, AM-020, page 298

Performance and Equitation Classes, AM-095, page 309

Performance Contest Categories, AM-030, page 301

Show Approval Rules, AM-075, page 306

### **Amateur Awards**

Amateur Champion, AM-040, page 302

Amateur Honor Roll, AM-065, page 304

Amateur Performance Versatility, AM-045, page 303

Amateur Register of Merit, AM-055, page 303

Amateur Superior Event, AM-050, page 303

Amateur Titles and Awards, AM-025, page 300

Amateur Top 20, AM-060, page 304

Amateur Zone, AM-070, page 305

Rookie of the Year, AM-071, page 305

Superior Amateur Champion, AM-035, page 302

Year-End Awards, page 304

## **APHA Funds, GR-055, page 40**

### **Awards**

Champion Award, SC-035, page 69

Honor Roll Award, SC-040, page 69

Open Top 20 Award, SC-045, page 70

Performance Versatility Award, SC-025, page 69

Register of Merit Award, SC-050, page 70

Superior All-Around Award, SC-020, page 68

Superior Event Award, SC-030, page 69

Supreme Champion Award, SC-015, page 68

Titles and Awards, SC-010, page 67

Zone Top 5 Award, SC-046, page 70

## **Barrel Racing, SC-290, page 248**

### **Boxing**

Amateur, AM-141, page 321

Novice Amateur, AM-260, page 327

Youth, YP-152, page 355

Novice Youth, YP-255, page 361

## **Breakaway Roping, SC-283, page 240**

## **Breeder and Breeder's Certificate, RG-100, page 59**

By Indemnity, RG-100, page 59

### **Breeding Methods**

Transported/frozen semen, RG-115, page 62

Embryo/Oocyte Transfer, RG-120, page 62

Cloning, RG-123, page 63

### **By-laws**

Amendment of Bylaws, ARTICLE XVII, page 30

Board of Directors, ARTICLE III, page 17

Committees and Task Forces, ARTICLE XIII, page 28

Duties of Officers, ARTICLE V, page 19

Finance/Audit Committee, ARTICLE XV, page 29



International Associations, ARTICLE XII, page 28  
Members, ARTICLE II, page 17  
Miscellaneous, ARTICLE XVI, page 29  
Nominating/Leadership Development Committee, ARTICLE XIV, page 28  
Officers, ARTICLE IV, page 19  
Racing Affiliates, ARTICLE XI, page 27  
Regional Associations/Clubs, ARTICLE VII, page 24  
Special Interest Associations, ARTICLE IX, page 26  
State Directors, ARTICLE VI, page 20  
Title, Objectives, Location, Corporate Seal, ARTICLE I, page 17  
Youth Special Interest Associations (AjPHA), ARTICLE X, page 27  
Zone Coordinating Committees, ARTICLE VIII, page 26

**Calas and Colas, SC-320, page 291**

**Challenged Horseman (CHAMPS), page 369**

**Color Classes/Overo & Tobiano, SC-176, page 102**

**Competition**

Age Requirements, SC-170, page 93  
Class General Rules, SC-185, page 103  
Drugs and Medications, SC-085, page 75  
English Attire and Personal Appointments, SC-195, page 120  
English Performance Gaits, SC-201, page 123  
English Tack, SC-195.C, page 121  
English Attire and Tack, page 379  
Events, SC-190, page 105  
Exhibitor Conduct, SC-070, page 72  
General Show Rules, SC-160, page 90  
Amateur, AM-085, page 306  
Youth, YP-080, page 337  
Grand and Reserve Champions, SC-065, page 72  
Points, SC-060, page 71  
Registration Requirements, SC-165, page 93

**Cutting, SC-287, page 246**

**Death of Horse, RG-170, page 67**

**Disciplinary Procedure, GR-070, page 42**

**Dressage, SC-314, page 290**

**Duplicate Certificates, RG-160, page 66**

**English Versatility Pattern, SC-204, page 126**

Patterns, page 129

**Enrollment for Breeding**

Stallions, RG-105, page 60  
Mares, RG-055, page 52

**Fraudulent Practices, GR-065, page 41**

**General Notice Procedure, GR-070, page 42**

**Genetic Testing**

Breeding Stallions, RG-110, page 61  
By DNA, RG-125, page 63  
HYPP Testing, RG-020, page 47

**Goat Tying**

Amateur, AM-125, page 320  
Youth, YP-140, page 354

**Green Classes**

Green Hunter Under Saddle, SC-206, page 136  
Green Ranch Classes, SC-312, page 291  
Green Reining SC-261, page 213

- Green Trail, SC-251, page 171
- Green Western Pleasure, SC-246, page 158
- Green Western Riding, SC-256, page 182
- Patterns, SC-256, page 183
- Green Working Hunter SC-214, page 137
- Guardianship, GR-020, page 34**
- Halter**
  - Amateur, AM-090, page 308
  - General Rules, SC-175, page 94
  - Group Halter Classes, SC-180, page 103
  - Youth, YP-085, page 339
- Hunt-seat Equitation**
  - Amateur, AM-110, page 312
  - Youth, YP-115, page 346
- Hunt-seat Equitation Over Fences**
  - Amateur, AM-111, page 315
  - Youth, YP-116, page 348
- Hunter Hack, SC-210, page 137**
- Hunter Under Saddle, SC-205, page 134**
- Inhumane Treatment**
  - Competition, SC-075, page 73
  - General, GR-067, page 42
- Inspection Procedures, RG-080, page 57**
- International Appendix Registry, RG-020, page 48**
- Judge Rules and Regulations, JU-000, page 292**
  - Approval, JU-000, page 292
  - Complaints, JU-000, page 296
  - Conduct, JU-000, page 294
  - Judging Commitment, JU-000, page 293
  - Removal of a Judge, JU-000, page 296
  - Restricted Judges, JU-000, page 292
  - Show Requirements/Restrictions, JU-000, page 293
- Jumping, SC-220, page 133**
- Leases**
  - Breeding, RG-140, page 65
  - Amateur, AM-020, page 298
  - Youth, YP-015, page 331
- Liability**
  - General, GR-045, page 39
  - Release of Liability, GR-050, page 39
- Longe Line**
  - Three-Year-Old & Older Longe Line, SC-197, page 123
  - Two-Year-Old Longe Line, SC-193, page 113
  - Yearling Longe Line, SC-191, page 106
  - Longe Line Attire and Tack, page 383
- Membership Types**
  - Adult Annual, GR-020, page 34
  - AjPHA Annual, GR-020, page 36
  - AjPHA j-Term, GR-020, page 37
  - AjPHA Multiple Year, GR-020, page 37
  - Adult Life, GR-020, page 35
  - Adult Multiple Year, GR-020, page 37
- Mounted Shooting, SC-313, page 290**
- Name Change Regulation, RG-095, page 58**
  - Naming a Horse, RG-090, page 58

## **Novice Amateur Awards**

- Honor Roll, AM-225 page 325
- Register of Merit, AM-235, page 325
- Superior (Event) Horse, AM-220, page 325
- Titles and Awards, AM-215, page 325
- Top 20, AM-230, page 325
- Zone, AM-240, page 325

## **Novice Amateur Division, AM-200, page 322**

- Application/Renewal, AM-210, page 324
- Eligibility, AM-205, page 323
- General Show Rules, AM-245, page 325
- Performance/Equitation Categories, AM-250, page 326

## **Novice Youth Awards**

- Register of Merit, YP-221 page 358
- Honor Roll, YP-224, page 359
- Top 20, YP-225, page 359
- Rookie of the Year, YP-226, page 360
- Superior, YP-222, page 359
- Titles and Awards, YP-220, page 358
- Zone, YP-223, page 359

## **Novice Youth Division, YP-200, page 356**

- Card Application or Renewal, YP-210, page 357
- Eligibility, YP-205, page 356
- General Show Rules, YP-245, page 360
- Performance/Equitation Categories, YP-215, page 358

## **Over Fences Arena Equipment, SC-207, page 137**

### **Pattern Legend, page 392**

### **Photograph Requirements, RG-065, page 54**

### **Pleasure Driving, SC-225, page 143**

### **Pleasure Driving Attire and Tack, page 380**

### **Pole Bending, SC-295, page 250**

### **Prohibited Procedures**

- Competition, SC-080, page 74
- General, GR-068, page 42

## **Racing**

- APHA Racing Recognition Program, RA-060, page 365
- Cutter and Chariot Racing, RA-070, page 367
  - Disclaimer of Responsibility, RA-080, page 367
- Enhancement of Penalty Rule, RA-020, page 364
- Horse Ownership, RA-030, page 364
- Racing Rules and Regulations, RA-000, page 362
- Speed Index and Racing Points, RA-010, page 363
- Stakes Races, RA-050, page 365
- Tattoo Identification & Parentage Verification, RA-040, page 364

## **Ranch Horse Classes**

- Green Ranch Classes, SC-312, page 289
- Ranch Cow Work, SC-308, page 281
- Ranch Box Drive, SC-307, page 278
- Ranch Boxing, SC-306, page 277
- Ranch Cutting, SC-310, page 288
- Ranch Horse Classes, SC-301, page 253
- Ranch Conformation, SC-311, page 289
- Ranch Horse Reining, SC-309, page 283
  - Patterns, SC-309, page 285
- Ranch Pleasure, SC-304, page 272

Ranch Rail Pleasure, SC-303, page 271

Ranch Riding, SC-302, page 254

Patterns, SC-302, page 256

Ranch Sorting, SC-276, page 235

Ranch Trail, SC-305, page 274

## **Registration**

Age Computation, RG-060, page 53

Bloodline Requirement, RG-015, page 47

No Paint Parent Registration: RG-020, page 47

Gelding, RG-160, page 66

Scars/Brands, RG-160, page 66

Photo replacement, RG-160, page 66

Color Change, RG-160, page 66

Color Requirements

Regular Registry

Color Requirements, RG-070.A-D, page 55

Via Paint traits & DNA testing, RG-070.E, page 56

Via lineage requirements, RG-020.A.1.b., page 47

Regular Registry (No Paint Parents)

Color Requirements, RG-070.A-D, page 55

Required DNA testing, RG-020.A.1.c., page 47

Solid Paint-Bred Registry, RG-020, page 48

Fees: U.S. Funds Only, RG-025, page 49

Forfeiture of Fees, RG-175, page 67

General Procedures, RG-050, page 52

General Registration Responsibilities, RG-055, page 52

Horses Not Eligible For Registration, RG-023, page 49

Membership Requirements, RG-030, page 50

Requirements for Registration, RG-055, page 52

The Stud Book, RG-010, page 47

## **Registration Decisions, RG-045, page 51**

Registration Review Committee, RG-040, page 51

## **Re-Activation of incomplete work, RG-180, page 67**

## **Reining, SC-260, page 182; YP-125, page 352**

Patterns, SC-260, page 185

## **Re-Registration Certificates, RG-165, page 66**

## **Responsibility of APHA, GR-040, page 39**

## **Ribbons, SC-155, page 90**

## **Rule Changes, GR-010, page 31**

## **Show Approval, SC-090, page 81**

Minimum Requirements for Shows, SC-095, page 83

Multiple-Judge Shows, SC-105, page 85

Premium Lists and Prizes, SC-120, page 88

Ring Steward, SC-135, page 89

Show Manager, SC-110, page 87

Show Results, SC-125, page 88

Show Secretary, SC-115, page 88

Single-Judge Shows, SC-100, page 85

Special Events, SC-096, page 83

Timed Events Dual Approved, SC-289, page 247

## **Showmanship at Halter**

Amateur, AM-105, page 310

Youth, YP-100, page 340

Personal Appointments and Tack, page 384

## **Signature Authorization, RG-035, page 50**

## **Solid Paint-Bred Performance Rules, SC-325, page 291**

## **Solid Paint-Bred Registry, RG-020, page 48**

**Stallion Breeding Reports, RG-110, page 61**

Stallion Breeding Report Flag, RG-100, page 59

**Status Change From Solid Paint-Bred to Regular, RG-075, page 57**

**Stake Race, SC-296, page 251**

**Steer Stopping, SC-286, page 245**

**Surrender of Registration Certificate, RG-170, page 67**

**Syndications, RG-035, page 50**

**Tattooing, RG-160, page 66**

**Team Penning, SC-275, page 233**

**Team Roping, SC-285, page 242**

Amateur, AM-135, page 321

Youth, YP-137, page 354

**Television and Media Rule, GR-030, page 37**

**Tie-Down Roping, SC-280, page 238**

Youth, YP-130, page 354

**Timed Events Dual Approved, SC-289, page 247**

**Timed Team Roping, SC-284, page 241**

**Trail**

Three-Year-Old & Older In-Hand Trail, SC-196, page 122

Trail, SC-250, page 167

Two-Year-Old In-Hand Trail, SC-194, page 116

Yearling In-Hand Trail, SC-192, page 109

Yearling In-Hand Trail Attire and Tack, page 384

**Trail Ride Guidelines, page 377**

**Transfer of Ownership, RG-135, page 64**

Auction/Horse Sale, RG-135, page 65

By Indemnity, RG-135, page 64

Claiming Races, RG-135, page 65

Divorce, RG-135, page 64

Stableman's Lien, RG-135, page 65

**Unnatural Markings, RG-085 page 57**

**Unsportsmanlike Conduct, GR-066, page 42**

**Utility Driving, SC-230, page 144**

Utility Driving Attire and Tack, page 380

**Veterinarian, SC-140, page 90**

**Violations, GR-060, page 40**

**Walk-Trot Divisions**

Amateur Walk-Trot Division, AM-300, page 327

Youth Walk-Trot Division 11-18, YP-109, page 343

Youth, Walk-Trot Division 5-10, YP-110, page 345

**Western Attire, SC-235, page 143**

Western Attire and Tack, page 381

Western Attire, Appointments and Equipment, page 382

**Western Horsemanship**

Amateur, AM-115, page 317

Youth, YP-120, page 351

**Western Performance Gaits, SC-241, page 152**

**Western Pleasure, SC-245, page 155**

**Western Riding, SC-255, page 172**

Patterns, SC-255, page 176

Location Penalties, SC-255, page 175

**Western Tack, SC-240, page 147**

**Western Versatility Pattern, SC-247, page 158**

Patterns, page 162

**Working Cow Horse, SC-265, page 216**

Amateur, AM-140, page 321

Youth, YP-151, page 355

Patterns, SC-265, page 221

### **Working Hunter, SC-215, page 138**

#### **Youth Awards**

All-Around Youth Show, YP-095, page 340

Superior Youth Champion, YP-030, page 333

Youth Champion, YP-035, page 334

Youth Honor Roll, YP-060, page 336

Youth Performance Versatility, YP-040, page 334

Youth Register of Merit, YP-050, page 335

Youth Superior Event, YP-045, page 335

Youth Titles/Awards Requirements, YP-020, page 332

Youth Top 20, YP-055, page 335

Youth Zone, YP-065 page 336

Year-End, page 335

#### **Youth Program**

Age Divisions, YP-075, page 337

Class and Show Approval, YP-070, page 337

Eligibility, YP-010, page 330

Leases, YP-015, page 331

Lead Line, YP-105, page 343

Membership, YP-005 page 330

Ownership, YP-015, page 331

Performance and Equitation Events, YP-090, page 339

Performance Contest Categories, YP-025, page 333

Program General Rules, YP-080, page 337

### **Zone Show Guidelines, page 377**

# AMERICAN PAINT HORSE ASSOCIATION

# 2026 EVENTS



Fort Worth, Texas

**February 27-  
March 1**



(Dates to be determined)  
Check [cowgirlgathering.com](http://cowgirlgathering.com)  
for updates



Will Rogers  
Memorial Center  
Fort Worth, Texas

**June 19-  
July 5**



World Equestrian Center  
Wilmington, Ohio

**August  
20-23**



Will Rogers  
Memorial Center  
Fort Worth, Texas

**Sept. 26-  
Oct. 4**



Fort Worth Stockyards

**October 24-26**



South Point Arena &  
Equestrian Center,  
Las Vegas, Nevada

**October 22-25**

Visit [apha.com](http://apha.com) for our full calendar of events



**Promoting Western lifestyle and  
ranching heritage worldwide**



## **IRHA Events in 2026**

APHA World Championships:	June 19–July 5
Eastern National Championships:	August 20–23
Western National Championships:	October 22–25
Euro-Paint:	August 22–30

**[internationalrha.com](https://internationalrha.com)**





# ONE-STOP SHOP

for exclusive Paint Horse merchandise,  
Western-inspired clothing, accessories and much more!



Experience Your Western Lifestyle!

**PHBARNDOR.COM**

122 East Exchange Ave, Ste. 420, Fort Worth, TX 76164

# Double Your Chances Double Your Fun

## Intermediate Division Classes at the APHA World Championship Show



Sponsored by:



Boehringer  
Ingelheim

## Your World Show Opportunity Awaits!

Intermediate Champions and Reserve Champions take home their very own Gist Silversmiths trophy buckles! Plus more special prizes for the Top Five Intermediate exhibitors in each eligible class.

### CLASSES OFFERED IN:

**OPEN | YOUTH  
AMATEUR | AMATEUR WALK-TROT**

DOUBLE your buckle chances by entering one or more of the Intermediate Division class options!



[apha.com/worldshow](https://apha.com/worldshow)



# **PAYNT POINTS**

---

## INCENTIVE PROGRAM

A competition incentive program that directly rewards APHA exhibitors for earning points in APHA-approved shows.

**Estimated \$1 MILLION added by APHA annually**


**100% paid back to Open, Youth, Amateur, Novice and Walk-Trot exhibitors**

**Color Bonus** rewards colorful Paints with even higher payouts!

### **Who Gets Paid?**

- Points earned in all classes at APHA-approved shows (Open, Amateur, Youth, Novice & Walk-Trot)
- **Twice-a-year payouts** to the horse owner/lessee at the time the points were earned

**Every Paint & Every Point Will Pay!**



*[apha.com/payntpoints](https://apha.com/payntpoints)*



# Saving Money is Easy

APHA Xtras reward you for being an APHA member by saving you money on products and services from companies you know and trust. You save money on purchases while helping support APHA. Using just one of the many options available can return the cost of your APHA membership in savings.

Take advantage of great offers from our Xtras Partners—help APHA—and put some Xtra money in your pocket!

## APHA Xtras Program Partners

Value + Savings = APHA Xtras

### FARM & RANCH EQUIPMENT

AGPACK  
BIG ASS FANS  
JOHN DEERE  
SHERWIN-WILLIAMS

### BUSINESS SERVICES

ODP BUSINESS SOLUTIONS  
LENOVO  
STABLE PRO  
STABLE SAVERS

### FINANCIAL SERVICES & INSURANCE


MARKEL INSURANCE  
NATIONWIDE PET INSURANCE

### HOME & RANCH

EQUILAB  
HORSEIQ  
SHERWIN-WILLIAMS  
ROD PATRICK BOOTMAKERS

### TRAVEL

TRIPPLANET  
USRIDER



[apha.com/membership/member-benefits/](https://apha.com/membership/member-benefits/)

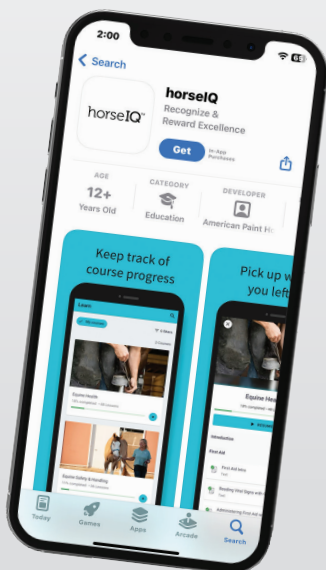
# Knowledge At Your Fingertips

**horseIQ™** brings participants of any horse discipline or breed up to speed with current rules, judging and show standards, and horse management practices in dynamic, easy-to-access video modules.



## DOWNLOAD THE APP TO GET STARTED

Get the app or visit  
**horseiq.com**



# horseIQ™

Recognizing & Rewarding Excellence.™

*powered by* A stylized logo of a horse's head in profile, facing right, with a small "H" inside its head.



AMERICAN PAINT HORSE ASSOCIATION

122 E. Exchange Ave., Suite 420 ♦ Fort Worth, TX 76164

[apha.com](http://apha.com)