



PATTERN

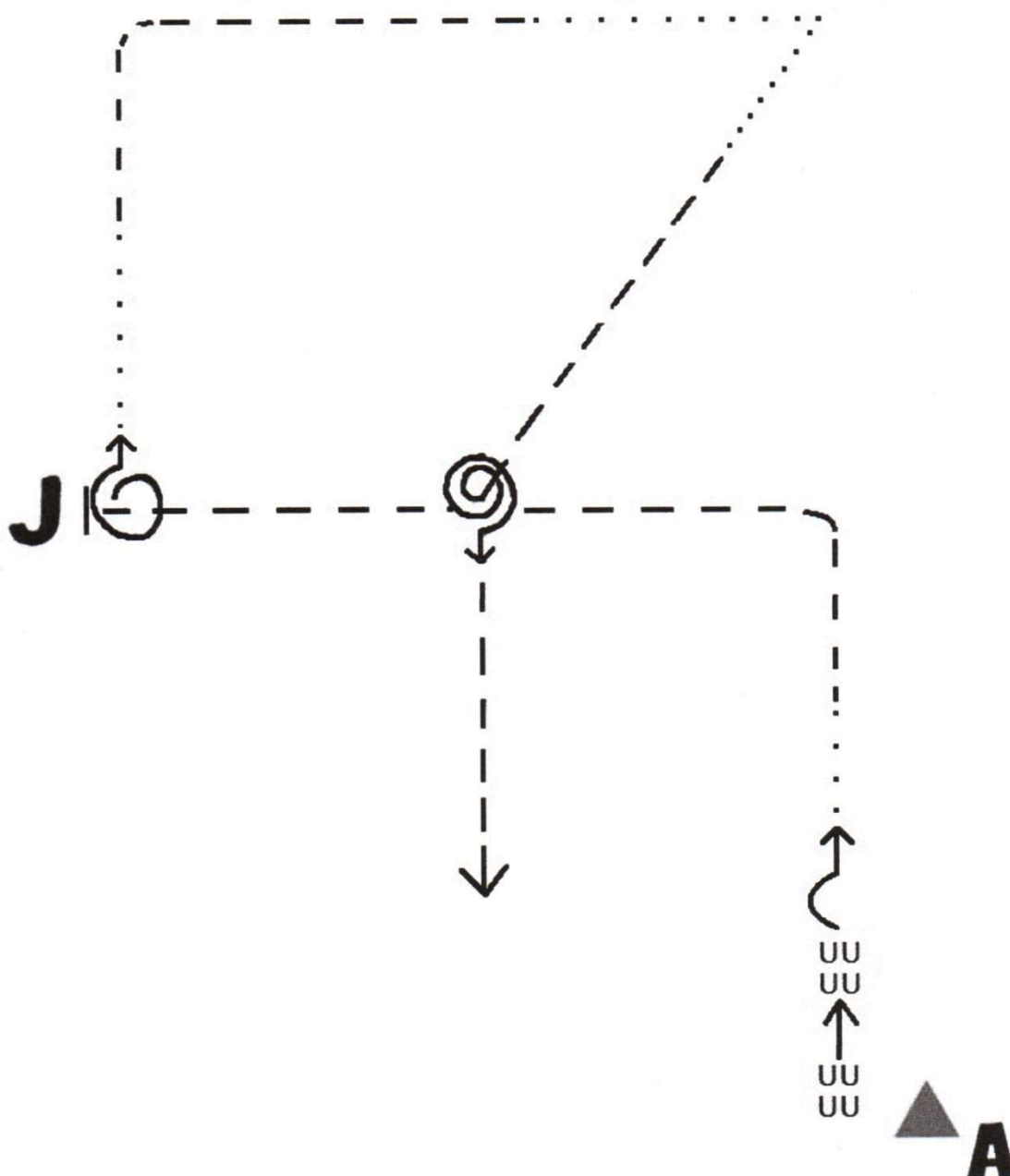
1^ TAPPA CAMPIONATO PHCI 2023

12/14 MAGGIO 2023

SPILAMBERTO (MO)



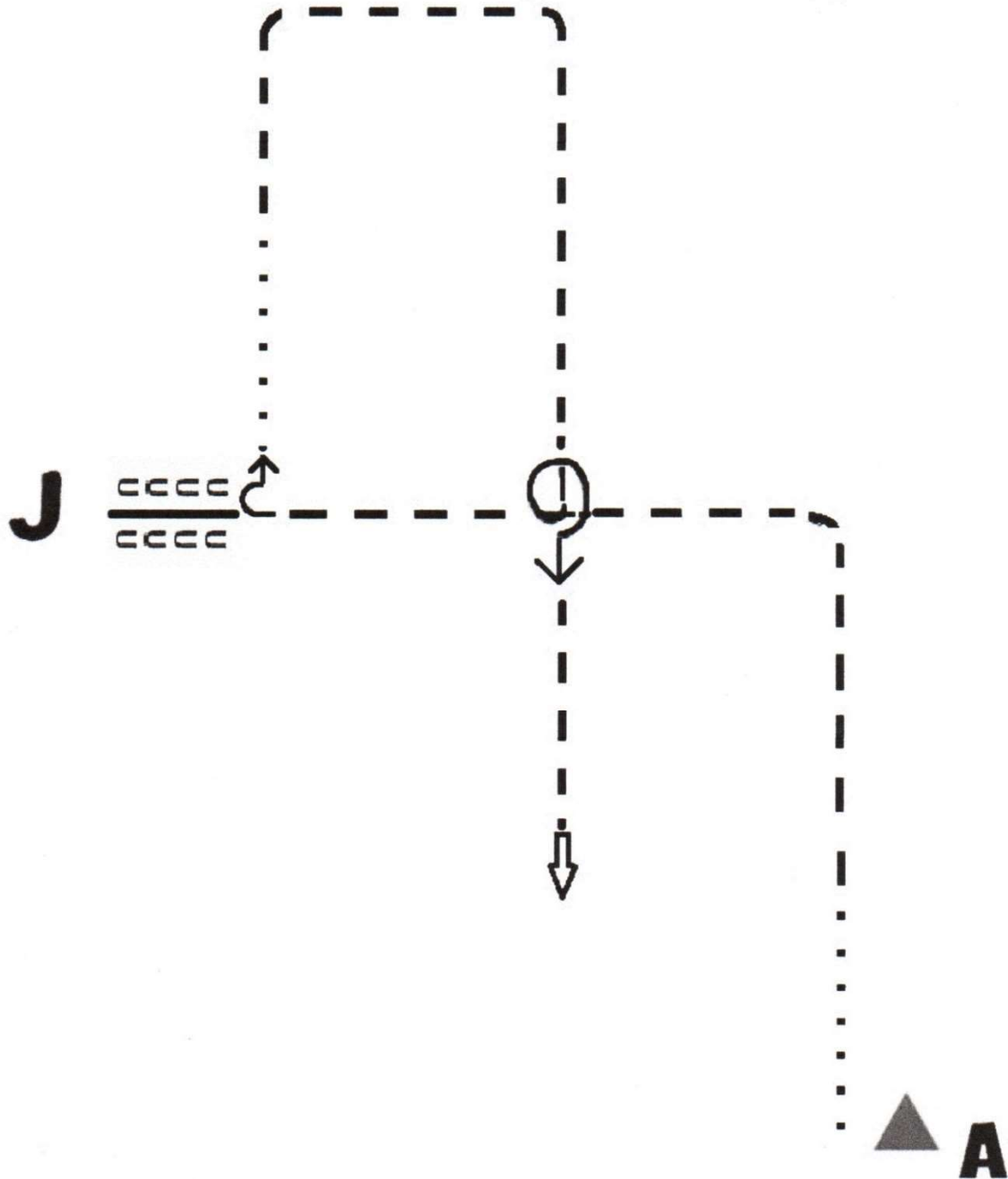
1^ TAPPA CAMPIONATO PHCI 2023
12/14 MAGGIO 2023 - SPILAMBERTO (MO)
SHOWMANSHIP AMATEUR/YOUTH



1. Be ready at A, back 2 horse lengths
2. 180 degrees turn
3. Walk 2 strides
4. Trot, square the corner, trot to the Judge
5. Set up for inspection
6. Inspection
7. When dismissed, turn 450 degrees, walk 2 strides, trot, square the corner
8. Halfway walk as shown, Trot
9. Stop, turn 690 degrees
10. Extended trot



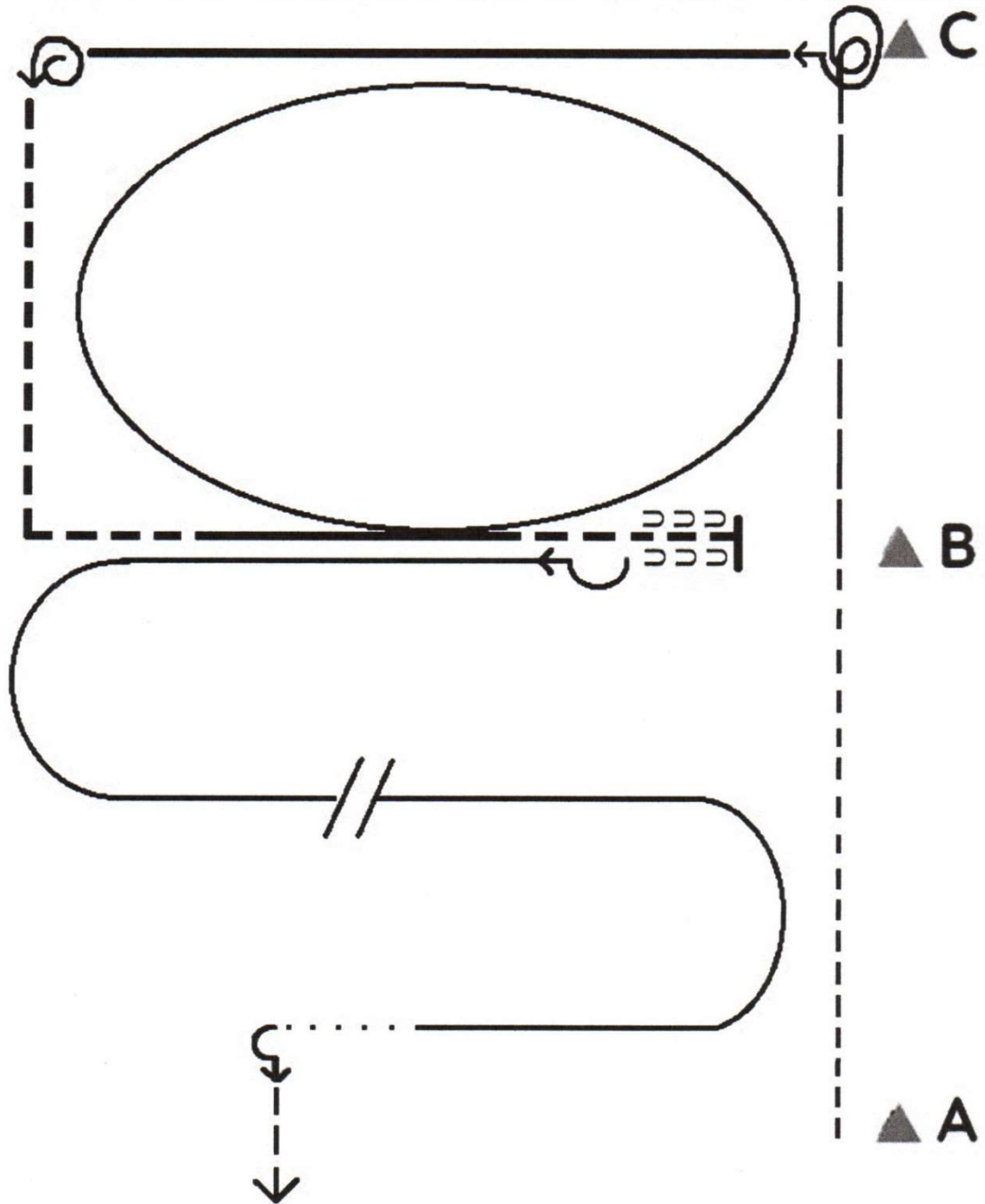
1[^] TAPPA CAMPIONATO PHCI 2023
12/14 MAGGIO 2023 - SPILAMBERTO (MO)
SHOWMANSHIP NOVICE/WALK&TROT



1. Be ready at A, Walk 2 strides
2. Trot, square the corner, trot to the Judge
3. Set up for inspection
4. Inspection
5. When dismissed, back 1 horse length
6. Turn 90 degrees
7. Walk 2 strides
8. Trot as shown
9. Stop, turn 360 degrees
10. Extended trot



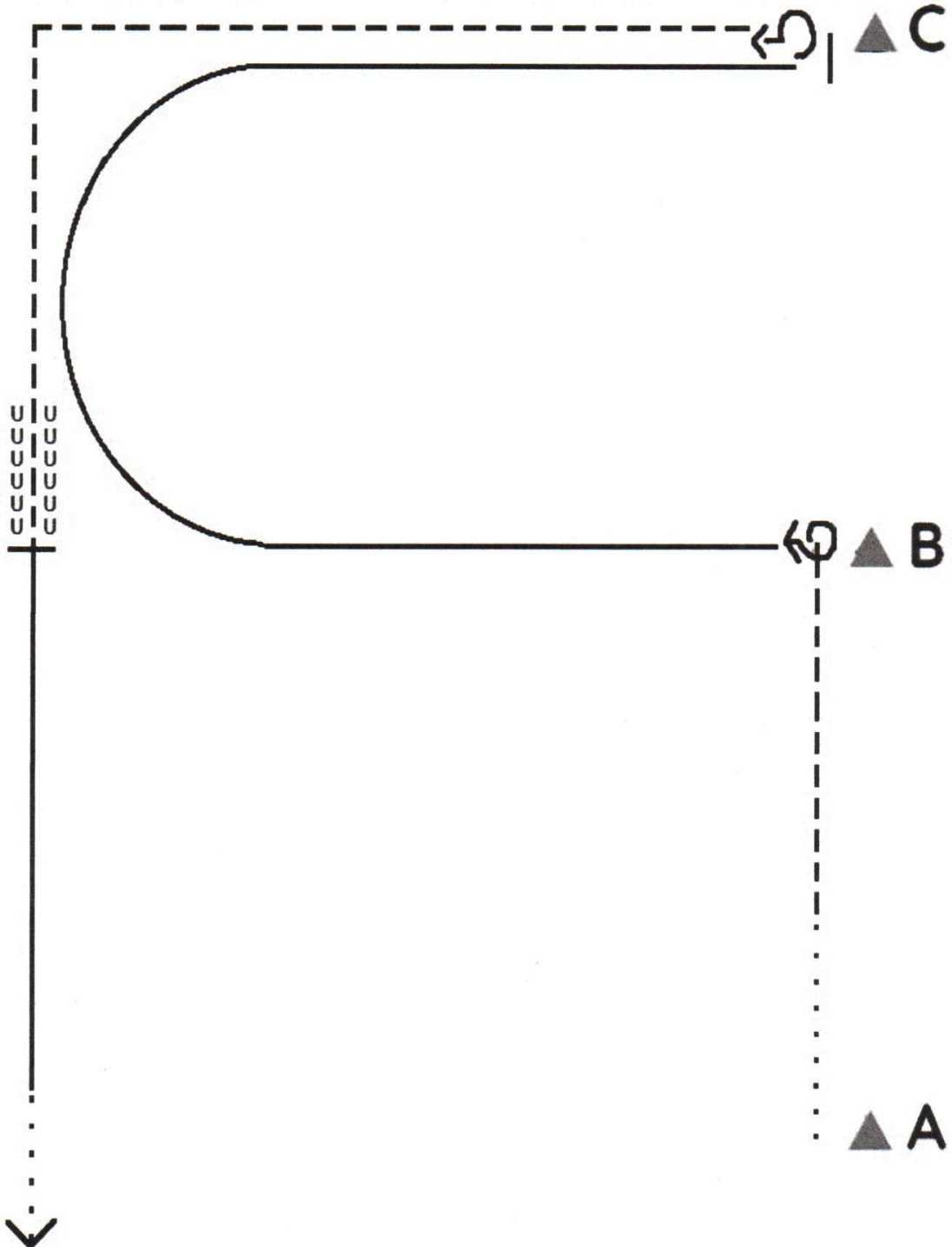
1^ TAPPA CAMPIONATO PHCI 2023
12/14 MAGGIO 2023 - SPILAMBERTO (MO)
WESTERN HORSMANSHIP AMATEUR/YOUTH



1. Be ready at A, jog from A to B
2. Extended jog from B to C
3. Stop, turn $1\frac{3}{4}$ right
4. Lope right lead as shown
5. Stop, turn $1\frac{1}{4}$ left
6. Jog as shown
7. Lope left lead a fast circle
8. Collect, jog to B
9. Stop, back 1 horse length, turn 180 degrees right
10. Lope left lead as shown
11. Change lead, lope right lead as shown
12. Walk, stop, turn 90 degrees left, jog to exit



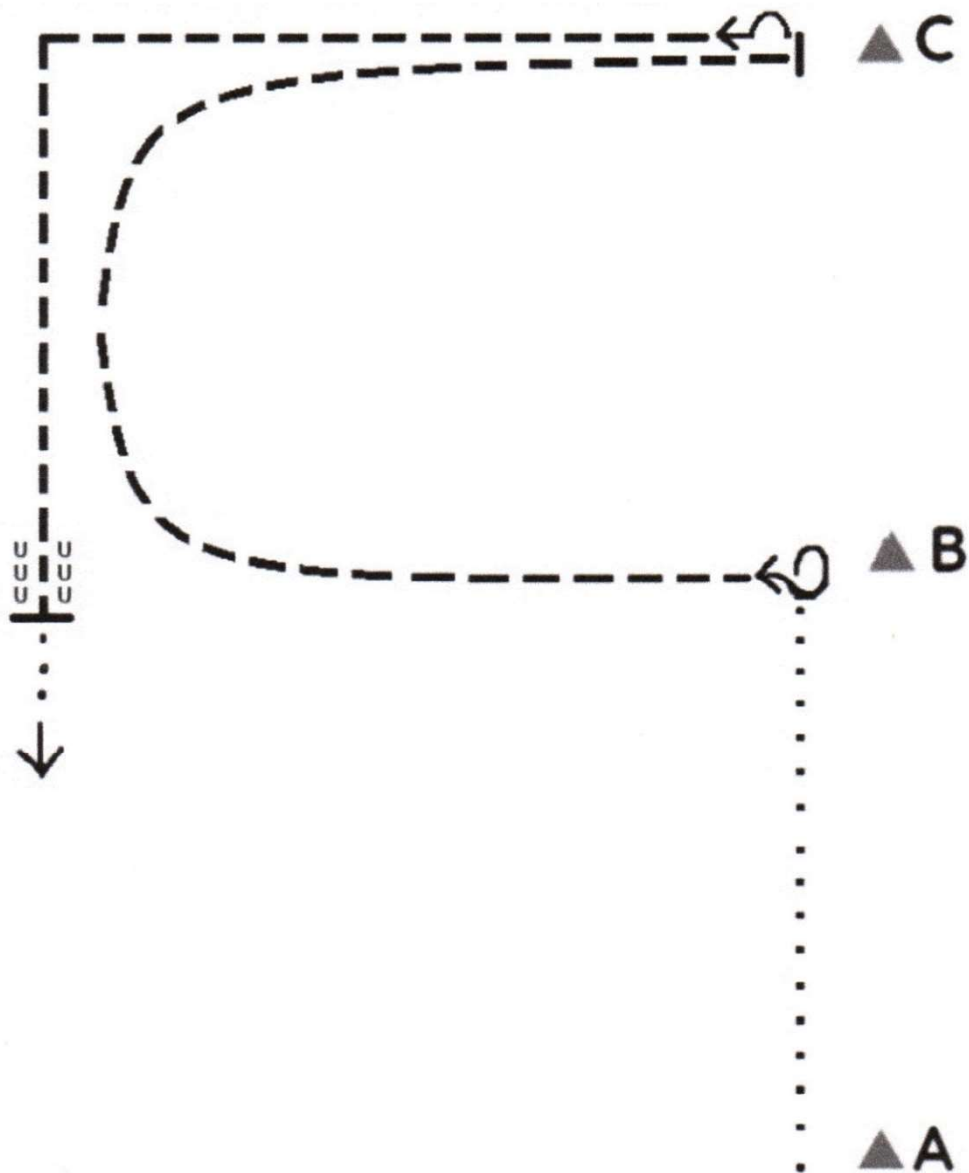
1^ TAPPA CAMPIONATO PHCI 2023
12/14 MAGGIO - SPILAMBERTO (MO)
WESTERN HORSEMANSHIP NOVICE



1. Be ready at A, walk 2 strides
2. Jog to B
3. Stop, turn 3/4 right
4. Lope right lead as shown
5. Stop, turn 180 degrees left
6. Jog as shown
7. Stop, back 2 horse lengths
8. Lope left lead
9. Walk to exit



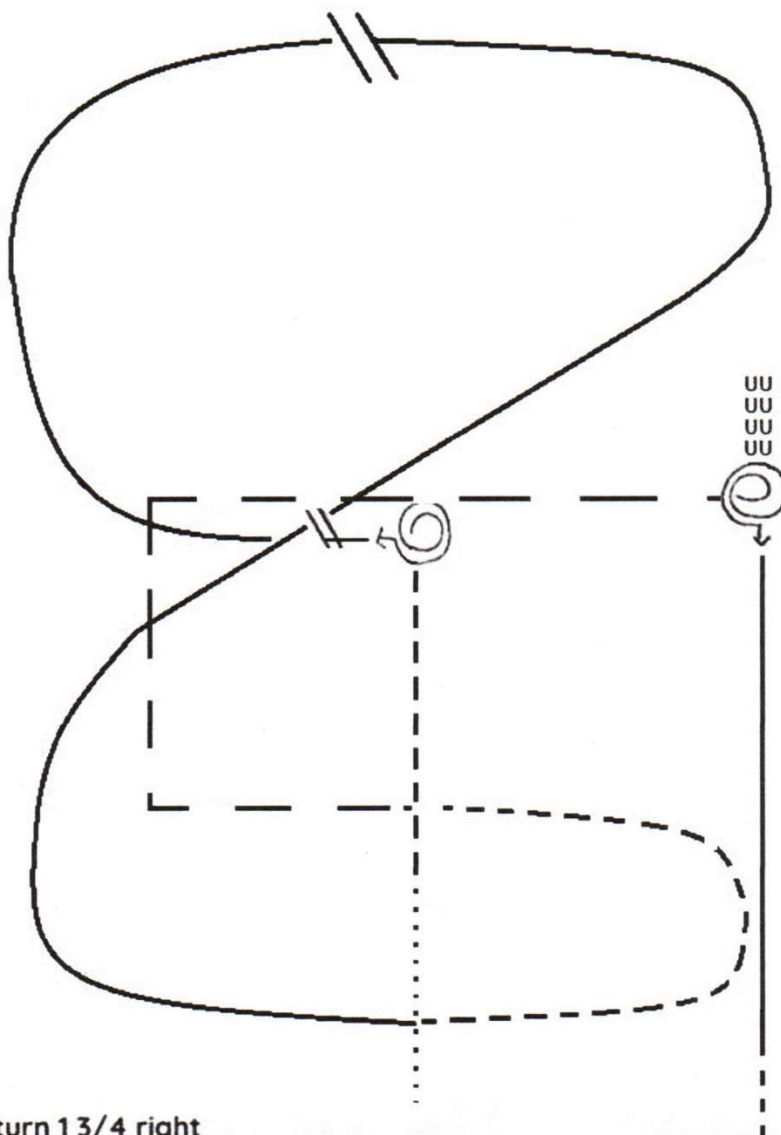
1^ TAPPA CAMPIONATO PHCI 2023
12/14 MAGGIO 2023 - SPILAMBERTO (MO)
WESTERN HORSEMANSHIP WALK&TROT



1. Be ready at A, Walk to B
2. At B stop, turn 3/4 right
3. Jog as shown
4. Stop, turn 180 degrees left
5. Jog as shown
6. Stop, back 1 horse length
7. Walk to exit



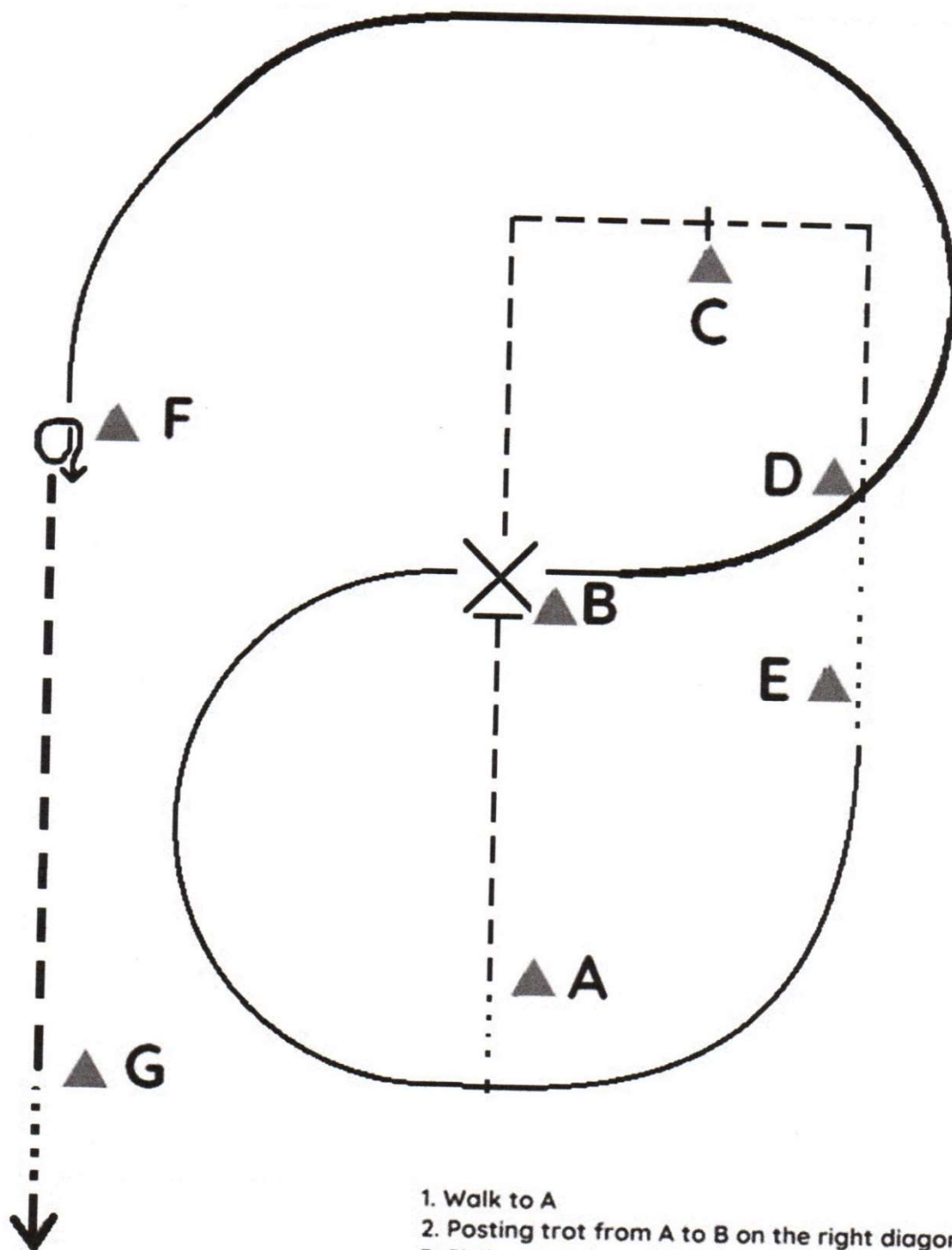
1^ TAPPA CAMPIONATO PHCI 2023
12/14 MAGGIO 2023 - SPILAMBERTO (MO)
WESTERN HORSEMANSHIP ALL BREED



1. Walk
2. Jog
3. Stop, turn 1 3/4 right
4. Counter canter left lead half Circle
5. Change Lead
6. Lope right lead
7. Change lead
8. Lope left lead
9. Jog
10. Extended jog
11. Stop, turn 1 3/4 left, back 1 horse length
12. Lope right lead, break to jog to exit



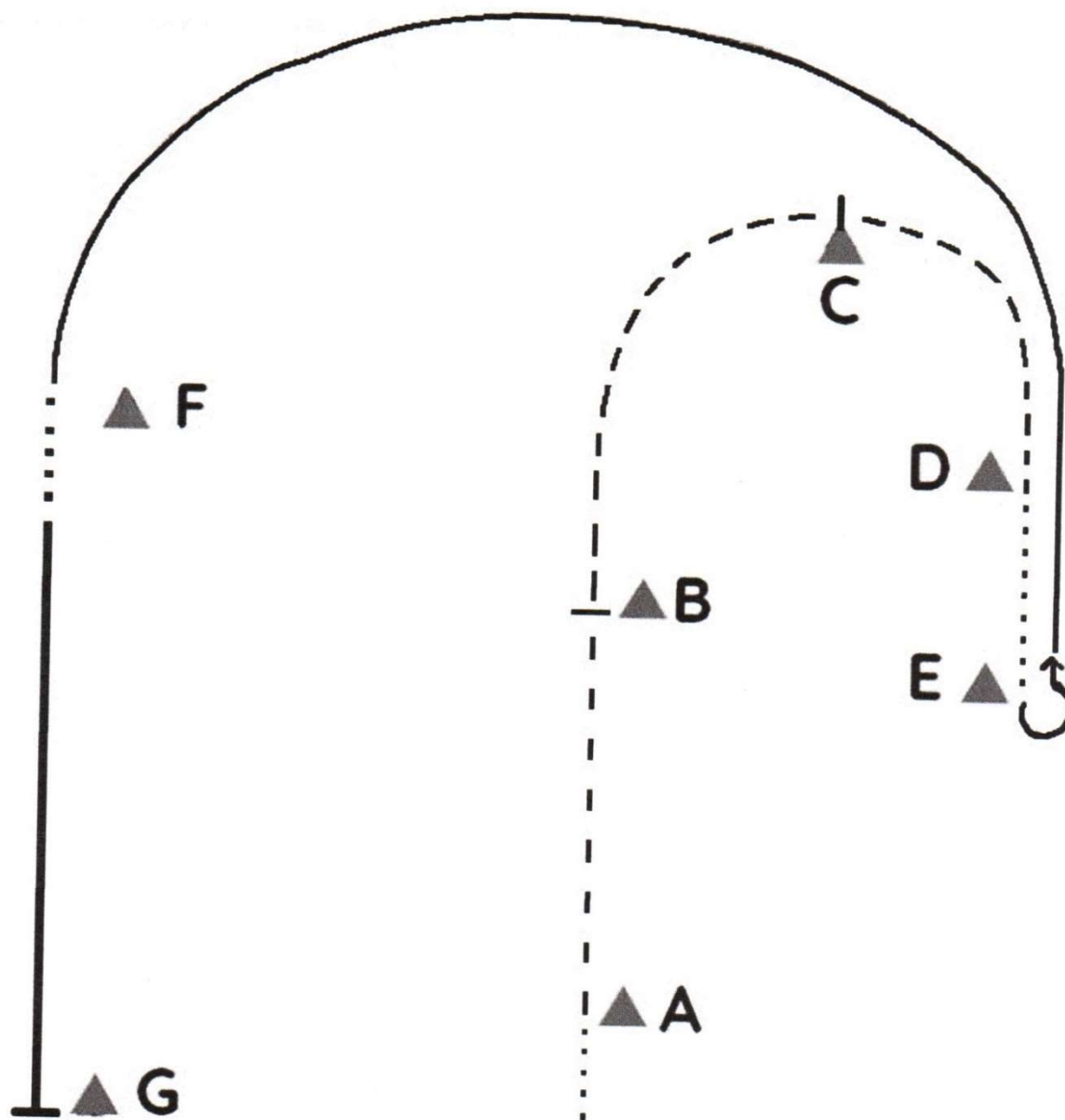
1^a TAPPA CAMPIONATO PHCI 2023
12/14 MAGGIO 2023 - SPILAMBERTO (MO)
HUNT SEAT EQUITATION AMATEUR/YOUTH



1. Walk to A
2. Posting trot from A to B on the right diagonal
3. Sitting trot from B to C
4. Posting trot from C to D on the left diagonal
5. Walk from D to E
6. Canter Right Lead
7. At B perform a lead change
8. Hand gallop as shown
9. Collect, stop at F
10. Turn 360 degrees on the forehand to the right
11. Trot two point position
12. At G, walk to exit



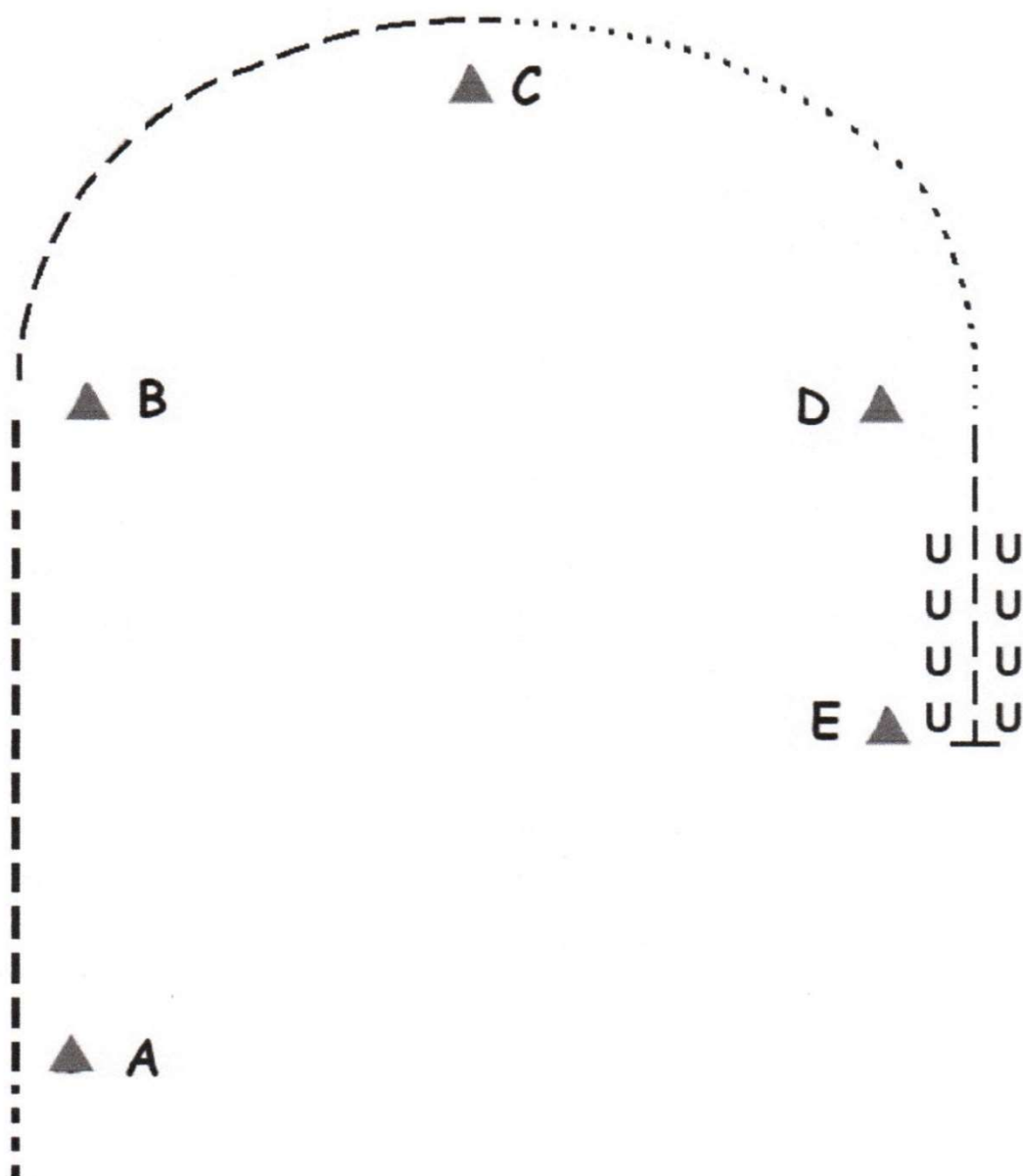
1^a TAPPA CAMPIONATO PHCI 2023
12/14 MAGGIO 2023 - SPILAMBERTO (MO)
HUNT SEAT EQUITATION NOVICE



1. Walk to A
2. Posting trot from A to B on the right diagonal
3. Sitting trot from B to C
4. Posting trot from C to D on the left diagonal
5. Walk from D to E
6. Turn 180 left on haunches
7. Canter left lead as shown
8. At F, walk 2 strides, canter right lead
9. Stop at G



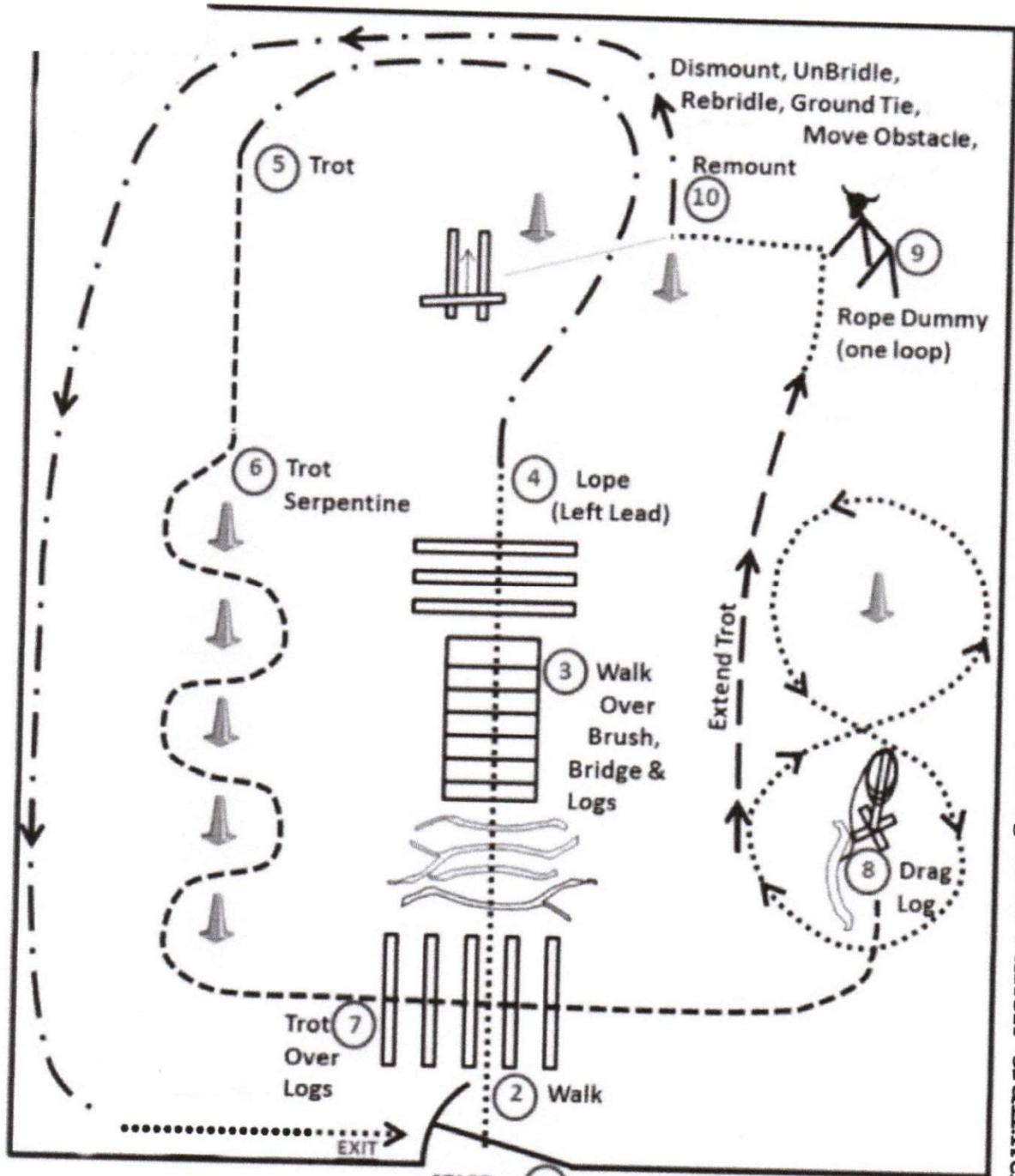
1^ TAPPA CAMPIONATO PHCI 2023
12/14 MAGGIO 2023 - SPILAMBERTO (MO)
HUNT SEAT EQUITATION WALK&TROT



1. Walk to A
2. Sitting trot from A TO B
3. Posting trot from B to C on the left diagonal
4. Walk from C TO D
5. Posting trot from D to E on the right diagonal
6. Stop & back



1^ TAPPA CAMPIONATO PHCI 2023
 12/14 MAGGIO 2023 - SPILAMBERTO (MO)
 RANCH TRAIL ALL BREED



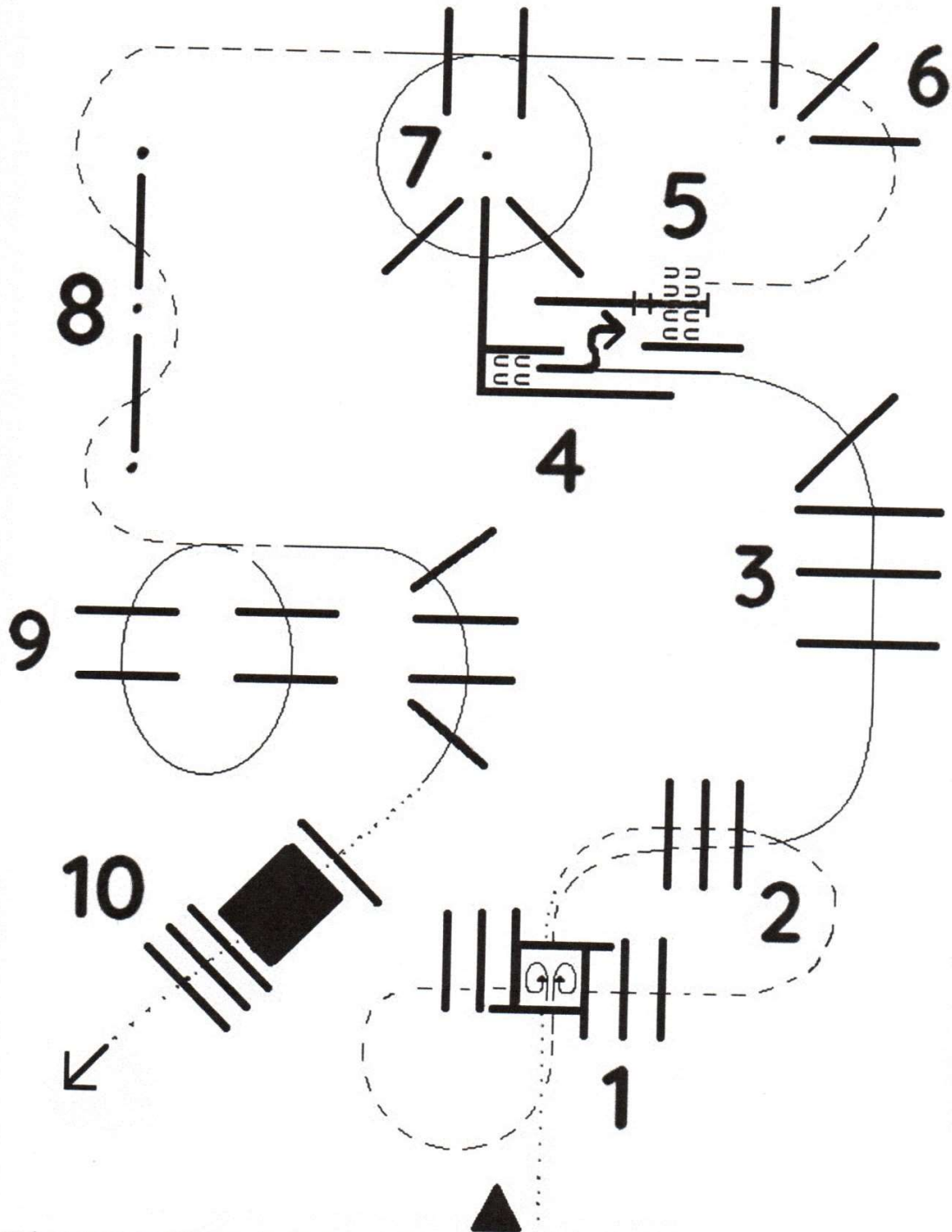
<http://www.northernlightsversatility.com/ranch-trail.html>

Legend

.....	Walk	---	Extended. Trot	▲	Cone
- - - - -	Trot	- . - . -	Lope		



1^ TAPPA CAMPIONATO PHCI 2023
12/14 MAGGIO 2023 - SPILAMBERTO (MO)
TRAIL OPEN

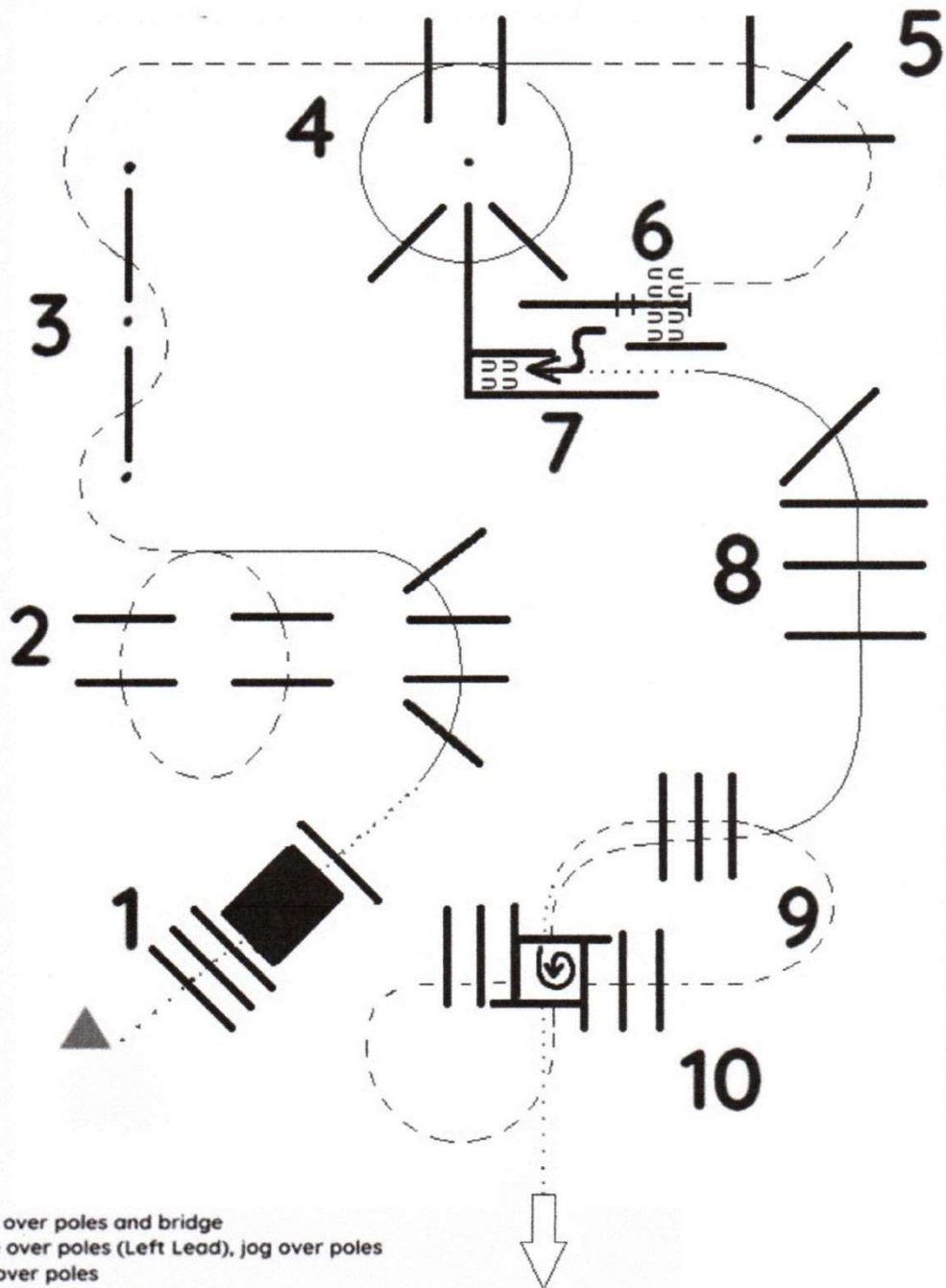


1. Walk into box, execute 360 turn to the right, 360 turn to the left, walk out
2. Jog over poles
3. Lope over poles and stop into chute
4. Back between poles
5. Work gate right hand
6. Jog over poles
7. Lope over poles (Left Lead)
8. Jog over poles
9. Lope over poles (Right Lead)
10. Walk over poles and bridge



1^ TAPPA CAMPIONATO PHCI 2023
12/14 MAGGIO 2023 - SPILAMBERTO (MO)

TRAIL GREEN

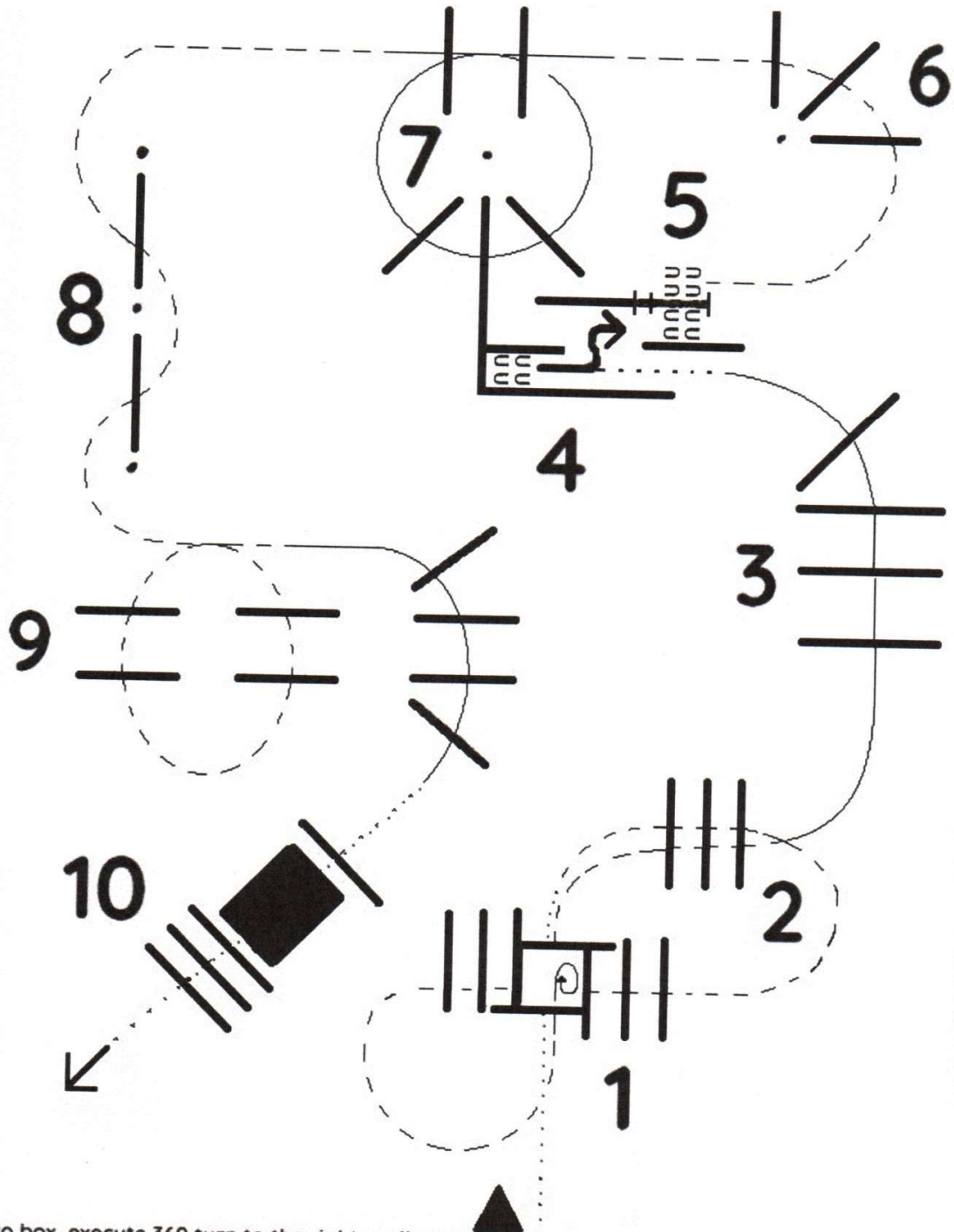


1. Walk over poles and bridge
2. Lope over poles (Left Lead), jog over poles
3. Jog over poles
4. Lope over poles (Right Lead)
5. Jog over poles
6. Work gate left hand
7. Back between poles
8. Walk, lope over poles (Right Lead)
9. Jog over poles
10. Walk into box, execute a 360 turn left, walk out ...



1^ TAPPA CAMPIONATO PHCI 2023
12/14 MAGGIO 2023

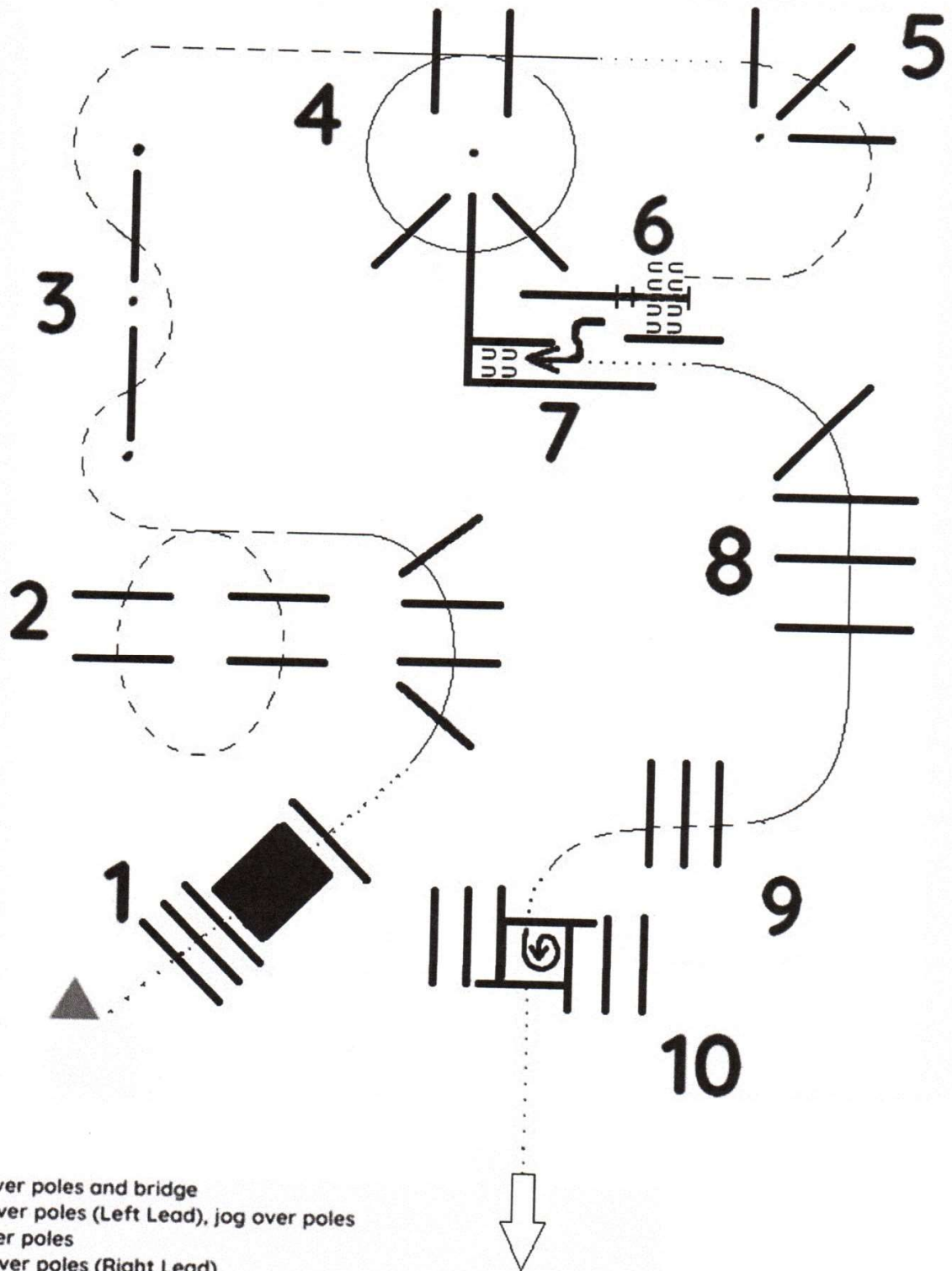
TRAIL AMATEUR/YOUTH



1. Walk into box, execute 360 turn to the right, walk out
2. Jog over poles
3. Lope over poles, walk and stop into chute
4. Back between poles
5. Work gate right hand
6. Jog over poles
7. Lope over poles (Left Lead)
8. Jog over poles
9. Jog over poles, lope over poles (Right Lead)
10. Walk over poles and bridge



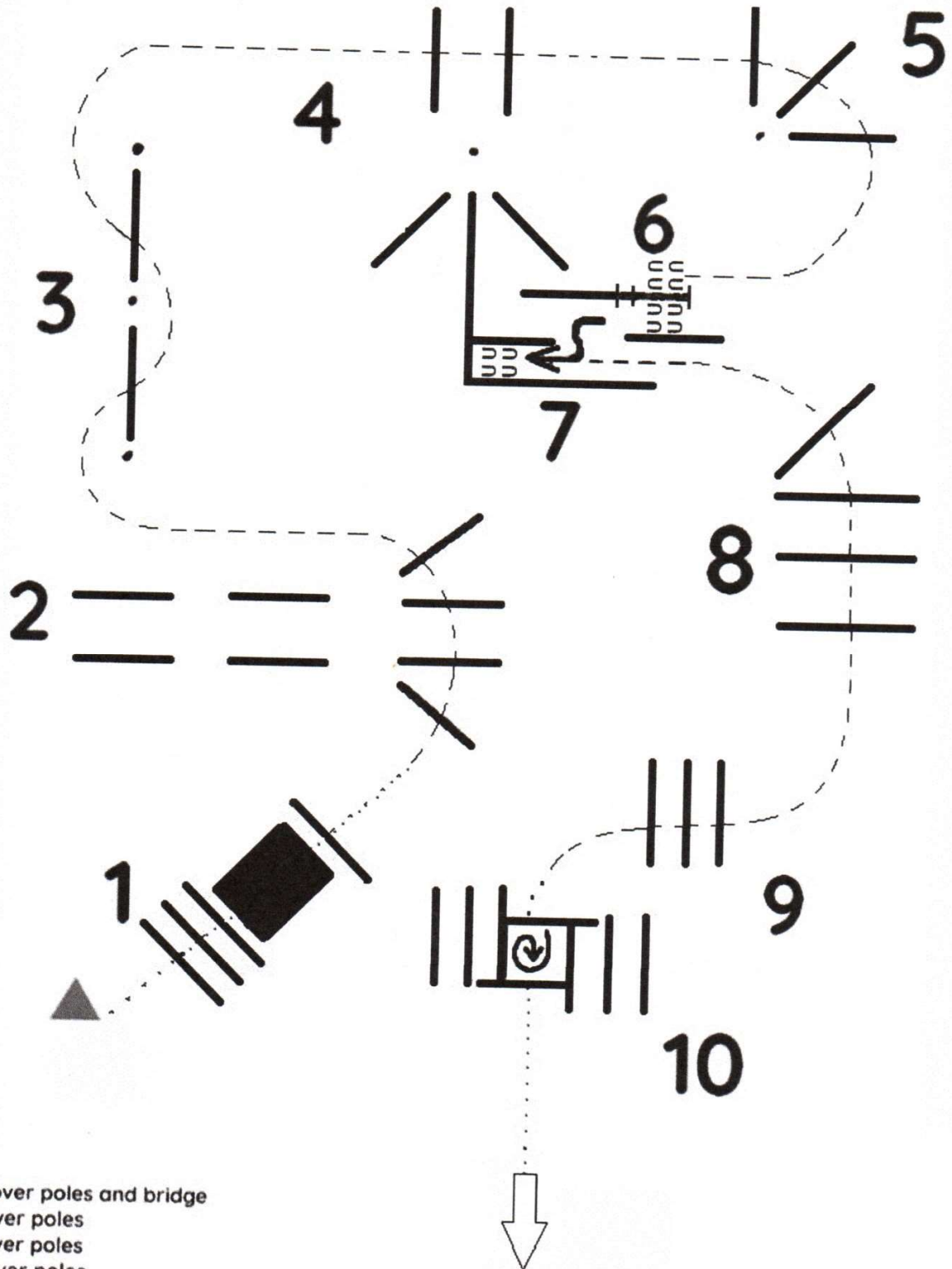
1^a TAPPA CAMPIONATO PHCI 2023
12/14 MAGGIO 2023 - SPILAMBERTO (MO)
TRAIL NOVICE



1. Walk over poles and bridge
2. Lope over poles (Left Lead), jog over poles
3. Jog over poles
4. Lope over poles (Right Lead)
5. Jog over poles
6. Work gate left hand
7. Back between poles
8. Walk, lope over poles (Right Lead)
9. Jog over poles
10. Walk into box, execute a 360 turn left, walk out



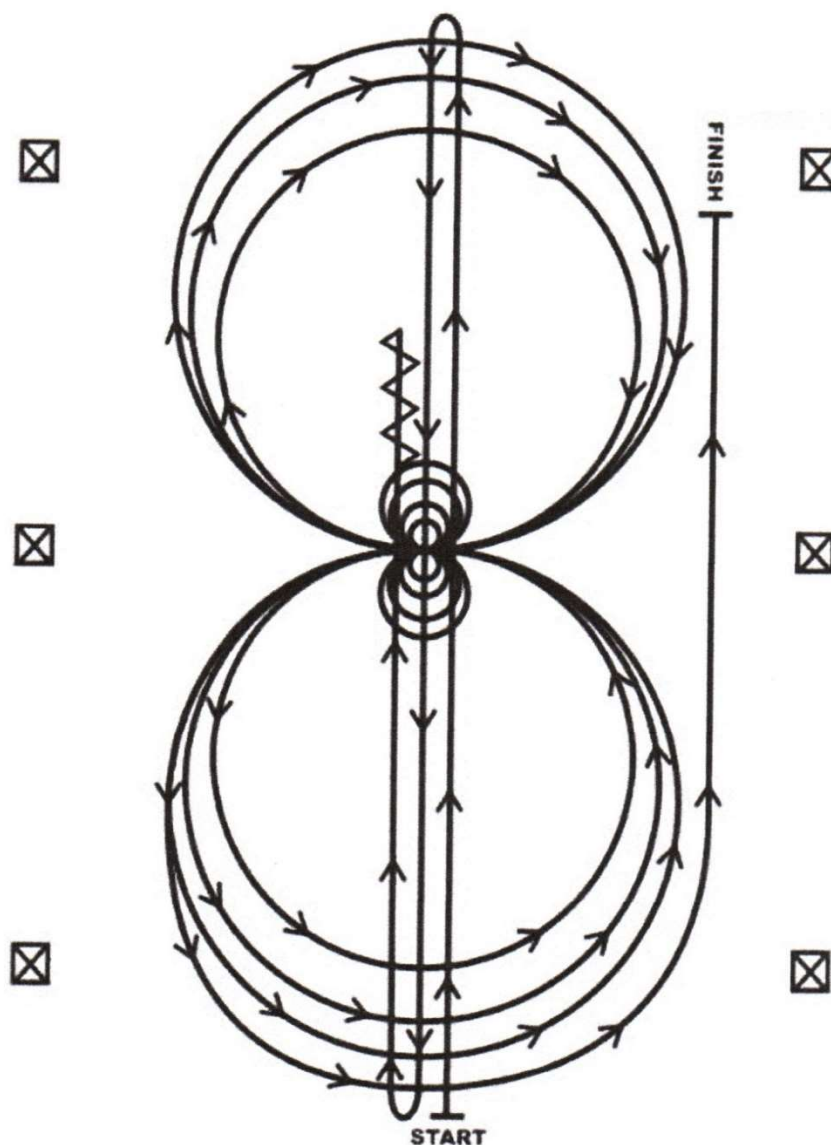
1^ TAPPA CAMPIONATO PHCI 2023
12/14 MAGGIO 2023 - SPILAMBERTO (MO)
TRAIL WALK&TROT
IN HAND TRAIL OPEN/AMATEUR



1. Walk over poles and bridge
2. Jog over poles
3. Jog over poles
4. Jog over poles
5. Jog over poles
6. Work gate left hand
7. Back between poles
8. Jog over poles
9. Jog over poles
10. Walk into box, execute a 360 turn right, walk out

1^ TAPPA CAMPIONATO PHCI 2023
12/14 MAGGIO 2023 - SPILAMBERTO (MO)
REINING OPEN/AMATEUR/ YOUTH

PATTERN 1

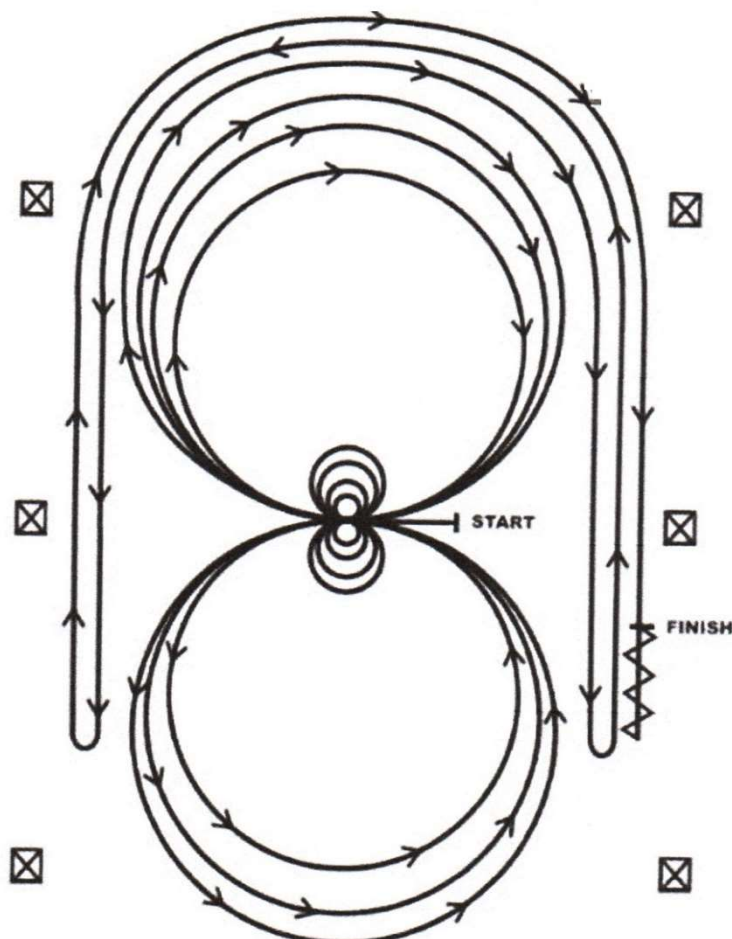


1. Run at speed to the far end of the arena past the end marker and do a left rollback—no hesitation.
2. Run to the opposite end of the arena past the end marker and do a right rollback—no hesitation.
3. Run past the center marker and do a sliding stop. Back up to center of the arena or at least ten feet (three meters). Hesitate.
4. Complete four spins to the right. Hesitate.
5. Complete four and one-quarter spins to the left so that horse is facing left wall or fence. Hesitate.
6. Beginning on the left lead, complete three circles to the left: the first circle large and fast; the second circle small and slow; the third circle large and fast. Change leads at the center of the arena.
7. Complete three circles to the right: the first circle large and fast; the second circle small and slow; the third circle large and fast. Change leads at the center of the arena.
8. Begin a large circle to the left but do not close this circle. Run straight up the right side of the arena past the center marker and do a sliding stop at least twenty feet (six meters) from wall or fence. Hesitate to demonstrate the completion of the pattern.



1^ TAPPA CAMPIONATO PHCI 2023
12/14 MAGGIO 2023 - SPILAMBERTO (MO)
REINING GREEN/NOVICE

PATTERN 8



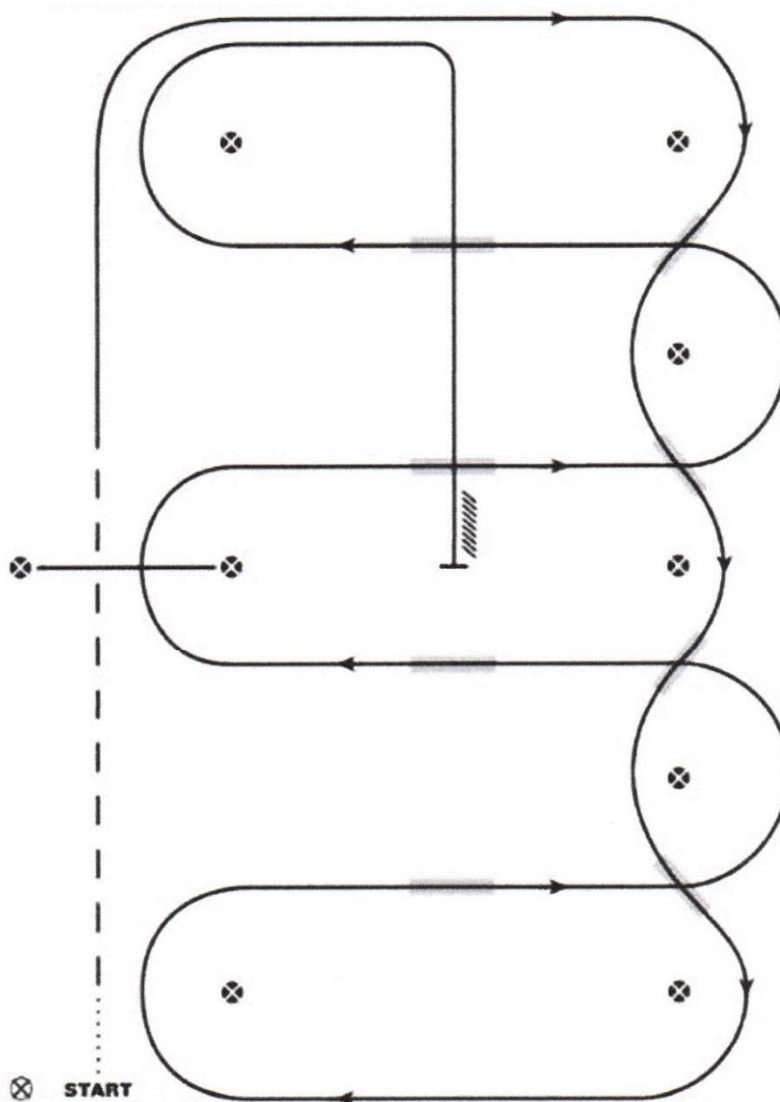
Horses may walk or jog to the center of arena. Horses must walk or stop prior to starting pattern. Beginning at the center of arena facing the left wall or fence.

1. Complete four spins to the left. Hesitate.
2. Complete four spins to the right. Hesitate.
3. Beginning on the right lead, complete three circles to the right: the first circle large and fast; the second circle small and slow; the third circle large and fast. Change leads at the center of the arena.
4. Complete three circles to the left: the first circle large and fast; the second circle small and slow; the third circle large and fast. Change leads at the center of the arena.
5. Begin a large circle to the right but do not close this circle. Run straight down the right side of the arena past the center marker and do a left rollback at least twenty feet (six meters) from the wall or fence—no hesitation.
6. Continue back around the previous circle but do not close this circle. Run down the left side of the arena past the center marker and do a right rollback at least twenty feet (six meters) from the wall or fence—no hesitation.
7. Continue back around the previous circle but do not close this circle. Run down the right side of the arena past the center marker and do a sliding stop at least twenty feet (six meters) from the wall or fence. Back up at least ten feet (three meters). Hesitate to demonstrate completion of the pattern.



1^TAPPA CAMPIONATO PHCI 2023
 12/14 MAGGIO 2023 - SPILAMBERTO (MO)
 WESTERN RIDING OPEN/AMATEUR/YOUTH

WESTERN RIDING PATTERN 6



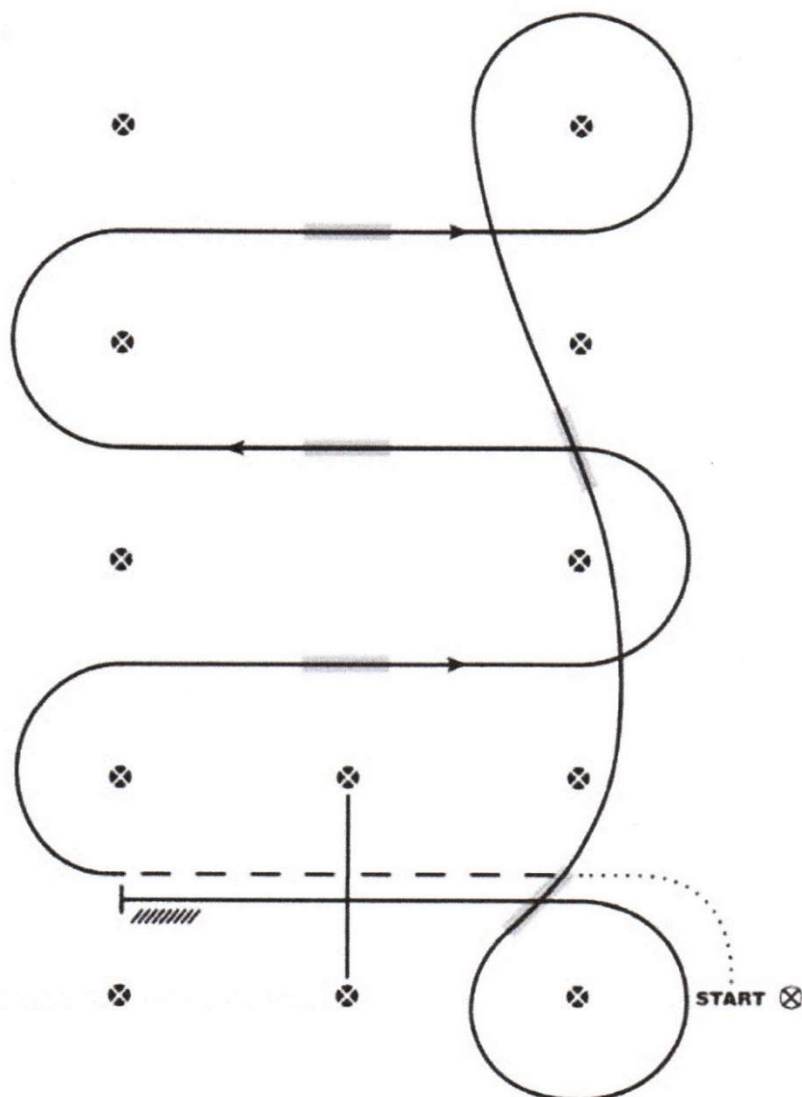
1. Walk at least 15 feet from start cone to the first marker, transition to jog, jog over log
2. Transition to the lope right lead & lope around end
3. First line change
4. Second line change
5. Third line change
6. Fourth line change lope around the end of arena
7. First crossing change
8. Second crossing change
9. Lope over log
10. Third crossing change
11. Fourth crossing change
12. Lope up the center, stop & back

LEGEND	
.....	Walk
- - - -	Jog
————	Lope
~~~~~	Back
	Lead Changing Area



1^ TAPPA CAMPIONATO PHCI 2023  
12/14 MAGGIO 2023 - SPILAMBERTO (MO)  
WESTERN RIDING GREEN/NOVICE

GREEN WESTERN RIDING PATTERN 7

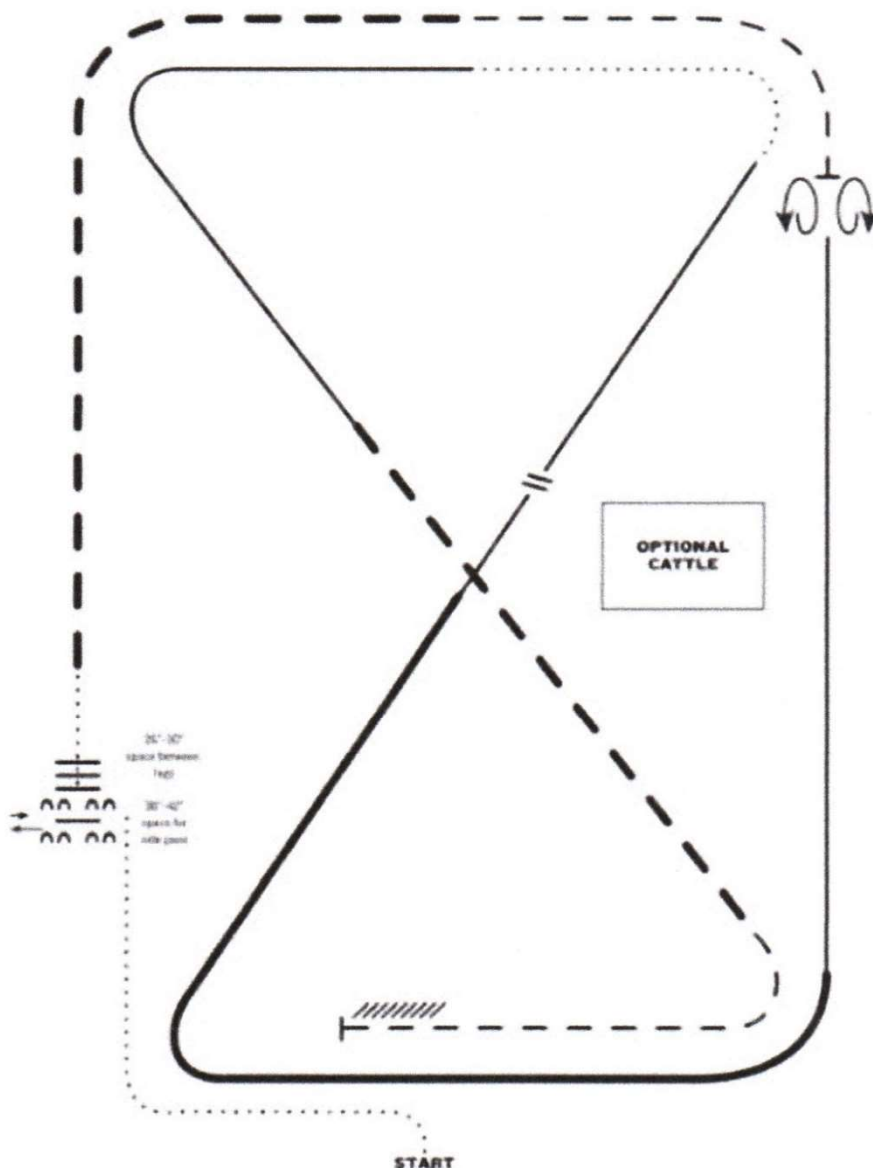


1. Walk at least 15 feet from start cone to the first marker, as drawn, transition to jog, jog over log.
2. Transition to the lope right lead
3. First crossing change
4. Second crossing change
5. Third crossing change
6. Circle & first line change
7. Second line change & circle
8. Lope over log
9. Stop & back



1[^] TAPPA CAMPIONATO PHCI 2023  
 12/14 MAGGIO 2023 - SPILAMBERTO (MO)  
 RANCH RIDING OPEN/AMATEUR/YOUTH

**RANCH RIDING - PATTERN 8**



1. Walk
2. Side pass left across first log, side pass 1/2 way to right
3. Walk over logs
4. Extended trot
5. Trot
6. Stop, 360° turn each direction (either direction 1st) (L-R or R-L)
7. Lope right lead
8. Extended lope right lead
9. Collect lope, change leads (simple or flying), continue lope left lead
10. Walk
11. Lope left lead
12. Extended trot
13. Trot
14. Stop and back

**LEGEND**

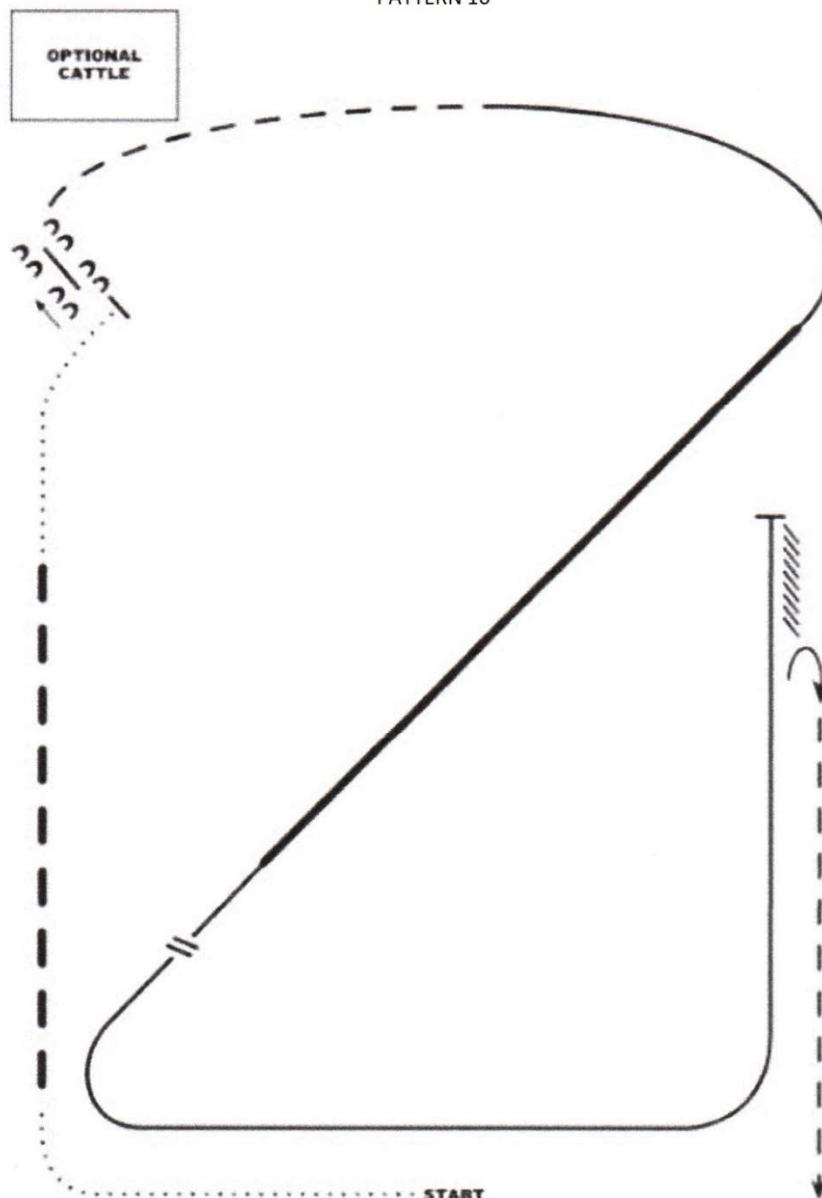
.....	Walk
.....	Extended Walk
---	Stop
---	Extended Trot
---	Lope
---	Extended Lope
	Back
↺ ↻	Lead Change

*Note: The drawn description of this pattern is only intended for the general depiction of the pattern. Exhibitors should utilize the arena space to best exhibit their horses.*



1^ TAPPA CAMPIONATO PHCI 2023  
 12/14 MAGGIO 2023 - SPILAMBERTO (MO)  
 RANCH RIDING NOVICE

PATTERN 10



1. Walk
2. Extended trot
3. Walk
4. Stop, side pass left over log
5. Trot
6. Lope right lead
7. Extended lope right lead
8. Collect lope and change leads (simple or flying)
9. Lope left lead
10. Stop and back
11. 1/2 turn right
12. Trot

*Note: The drawn description of this pattern is only intended for the general depiction of the pattern. Exhibitors should utilize the arena space to best exhibit their horses.*

LEGEND	
.....	Walk
.....	Extended Walk
---	Stop
---	Extended Stop
---	Lope
---	Extended Lope
	Back
W	Lead Change