

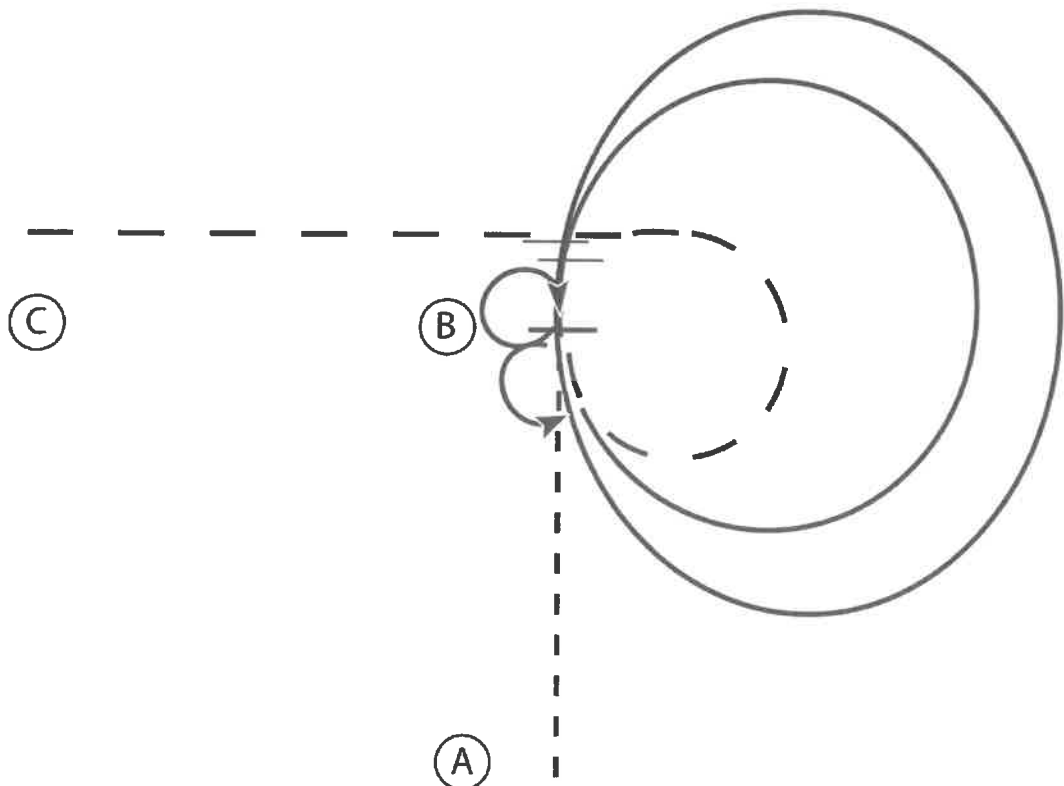
CAMPIONATO ITALIANO PHCI 2022

WESTERN HORSEMANSHIP (YOUTH - AMATEUR)

Show Date: 09-23-2022

www.HorseShowPatterns.com

www.HorseShowPatterns.com



1. Jog A to B
2. Stop at B and perform a 180 degree turn to the left
3. Lope a small slow circle to the left on the right lead
4. At B perform a lead change and lope a larger faster circle to the left
5. Stop at B and perform a 360 degree turn to the right
6. Extend the jog in a circle and then continue on the C
7. Stop at C

Walk
Jog	-----
Extended Jog	-----
Lope	—————
Leg Yield	
Lead Change	↙ ↘
Back	←←←←←
Marker	ⓑ
Sidepass	←-----→

[WH/3-12]

Pattern Provided by:

CAMPIONATO ITALIANO PHCI 2022

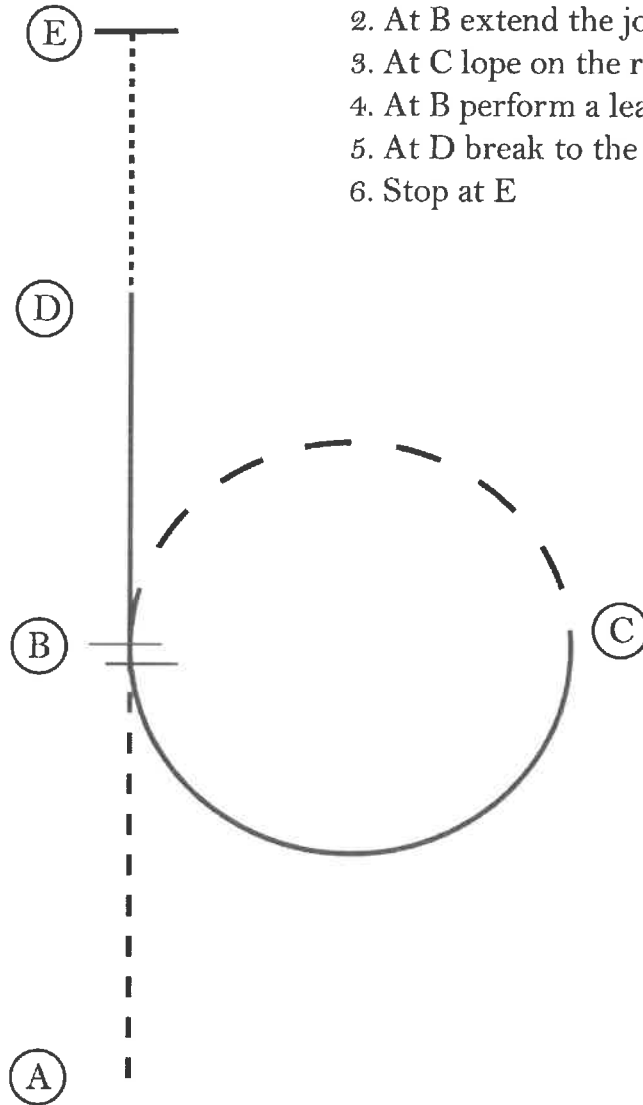
WESTERN HORSEMANSHIP (NOVICE)

Show Date: 09-23-2022

w w w . H o r s e S h o w P a t t e r n s . c o m

w w w . H o r s e S h o w P a t t e r n s . c o m

1. Walk A to B
2. At B extend the jog to C
3. At C lope on the right lead to B
4. At B perform a lead change and continue to D
5. At D break to the walk
6. Stop at E



Walk
Jog	-----
Extended Jog	- - - - -
Lope	—————
Leg Yield	
Lead Change	↘
Back	←←←←←
Marker	Ⓚ
Sidepass	←- - - -→

[WH/1-38]

Pattern Provided by:

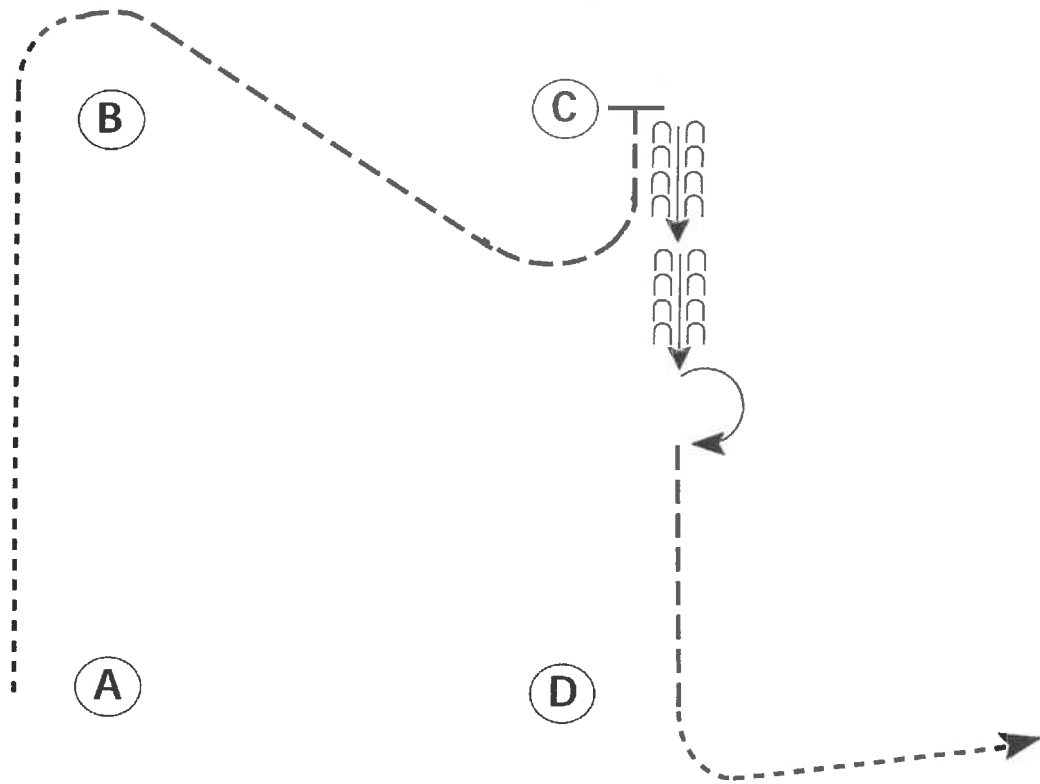
CAMPIONATO ITALIANO PHCI 2022

WESTERN HORSEMANSHIP (WALK & TROT)

Show Date: 09-23-2022

www.HorseShowPatterns.com

www.HorseShowPatterns.com



Be ready at A.

1. Walk to B.
2. At the top of B, begin to jog.
3. Jog to C.
4. Stop and back approximately one horse length.
5. Turn 180 degrees to the right.
6. Jog to D.
7. Walk at D and turn to the left.

Follow the instructions of your ring steward.

Walk	-----
Jog	- - - - -
Extended Jog	— — — —
Lope	—————
Leg Yield	
Lead Change	— / —
Back	← ⊂ ⊂ ⊂ ⊂
Marker	⊂ ⊂ ⊂ ⊂
Sidepass	← ⊂ ⊂ ⊂ ⊂ ←

Pattern Provided by:

[WH/WT-52]

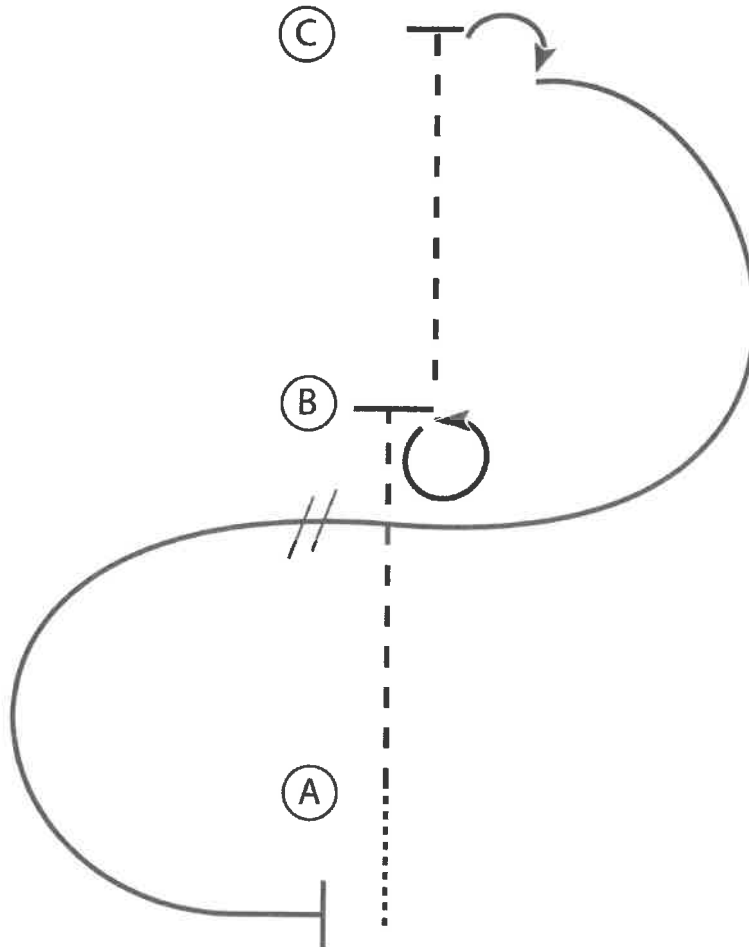
CAMPIONATO ITALIANO PHCI 2022

WESTERN HORSEMANSHIP (ALL BREED)

Show Date: 09-23-2022

w w w . H o r s e S h o w P a t t e r n s . c o m

w w w . H o r s e S h o w P a t t e r n s . c o m



1. Walk to A
2. Jog A to B
3. Stop at B and perform a 360 degree turn to the left
4. Jog B to C
5. Stop at C and perform a 90 degree turn to the right
6. Lope a half circle to B on the right lead
7. At B perform a lead change and lope a half circle to A on the left lead
8. Stop at A

Walk
Jog	- - - - -
Extended Jog	— — — — —
Lope	—————
Leg Yield	
Lead Change	↗ ↘
Back	←←←←←
Marker	Ⓚ
Sidepass	← — — — — →

[WH/2-30]

Pattern Provided by: