

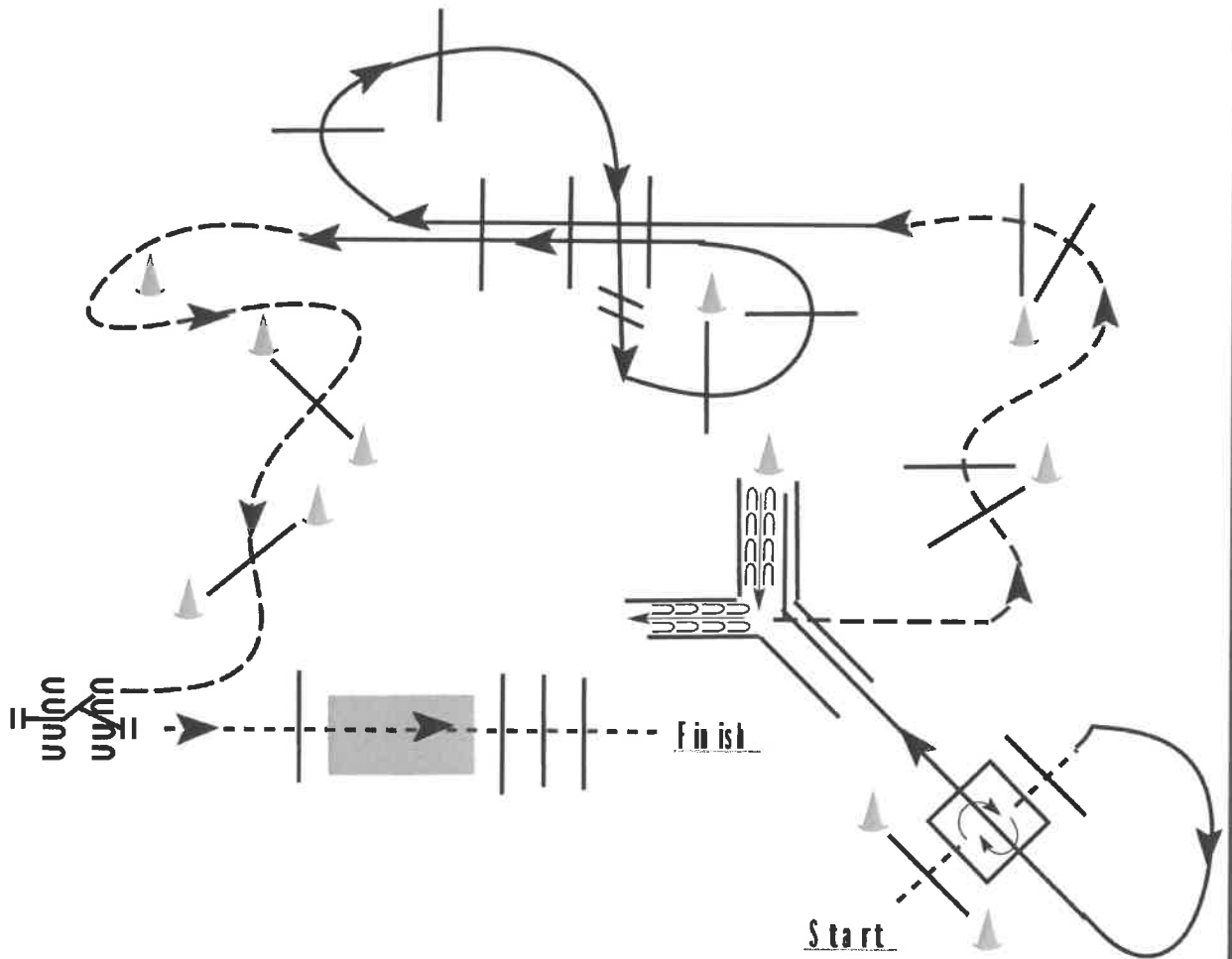
CAMPIONATO ITALIANO PHCI 2022

TRAIL (OPEN)

Show Date: 09-23-2022

www.HorseShowPatterns.com

www.HorseShowPatterns.com



1. Walk over pole, into box and turn 360 degrees to the right.
2. Walk out of lope on the right lead into chute.
3. Back the L.
4. Jog out of L and over poles.
5. Lope on the right lead over poles.
6. Change leads and lope on the left lead over poles.
7. Jog around cones and over poles to gate.
8. Work gate with left hand.
9. Walk over poles and bridge to finish.

Walk
Jog	-----
Extended Jog	-----
Lope	—————
Leg Yield	
Lead Change	///
Back	←←←←←
Marker	ⓑ
Sidepass	←-----

Pattern Provided by:

[T/3-31]

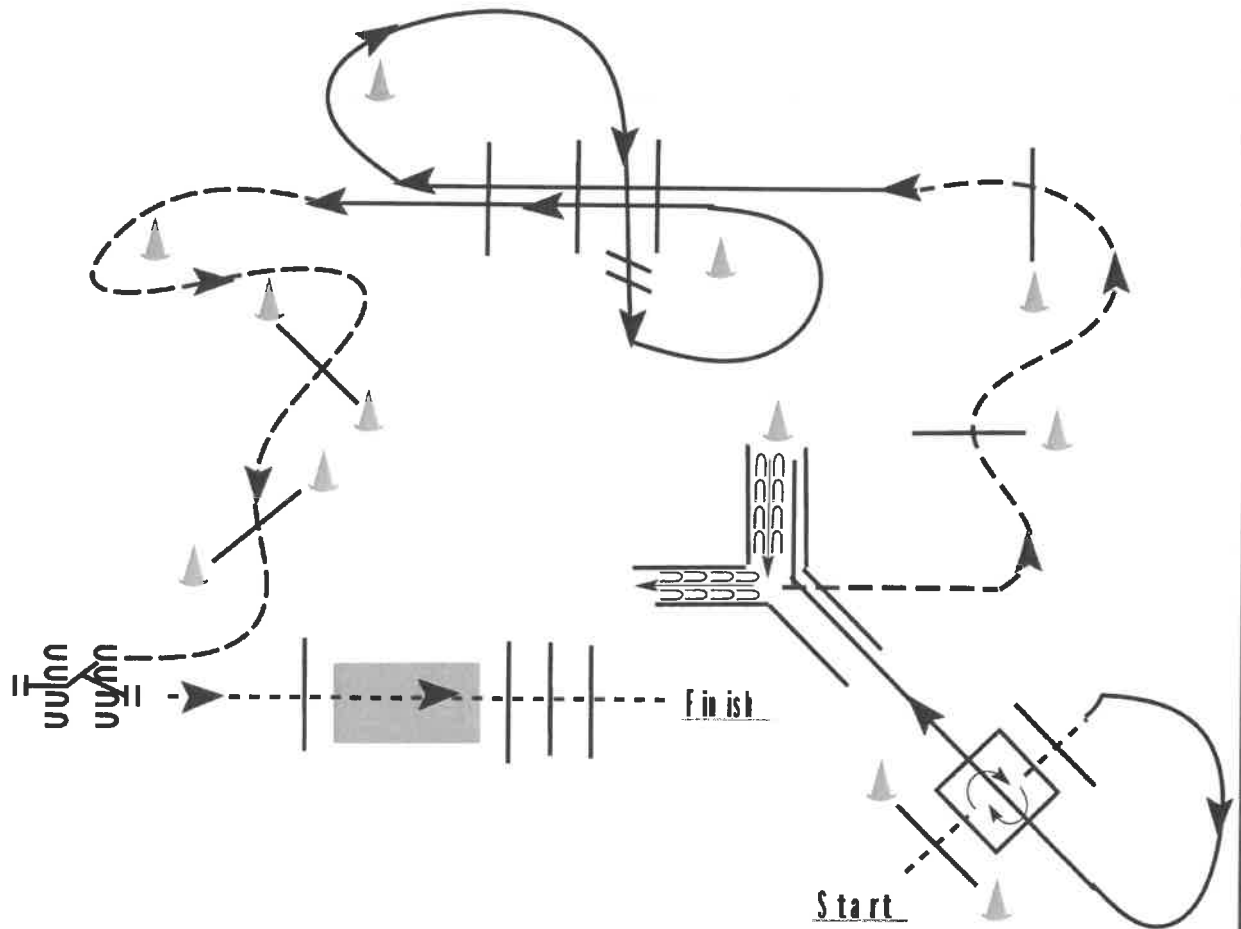
CAMPIONATO ITALIANO PHCI 2022

TRAIL (YOUTH - AMATEUR)

Show Date: 09-23-2022

www.HorseShowPatterns.com

www.HorseShowPatterns.com



1. Walk over pole, into box and turn 360 degrees to the right.
2. Walk out of lope on the right lead into chute.
3. Back the L.
4. Jog out of L and over poles.
5. Lope on the right lead over poles.
6. Perform a simple lead change and lope on the left lead over poles.
7. Jog around cones and over poles to gate.
8. Work gate with left hand.
9. Walk over poles and bridge to finish.

Walk	-----
Jog	- - - - -
Extended Jog	— — — — —
Lope	—————
Leg Yield	
Lead Change	— / —
Back	← ← ← ← ←
Marker	ⓑ
Sidepass	←-----←

Pattern Provided by:

[T/2-31]

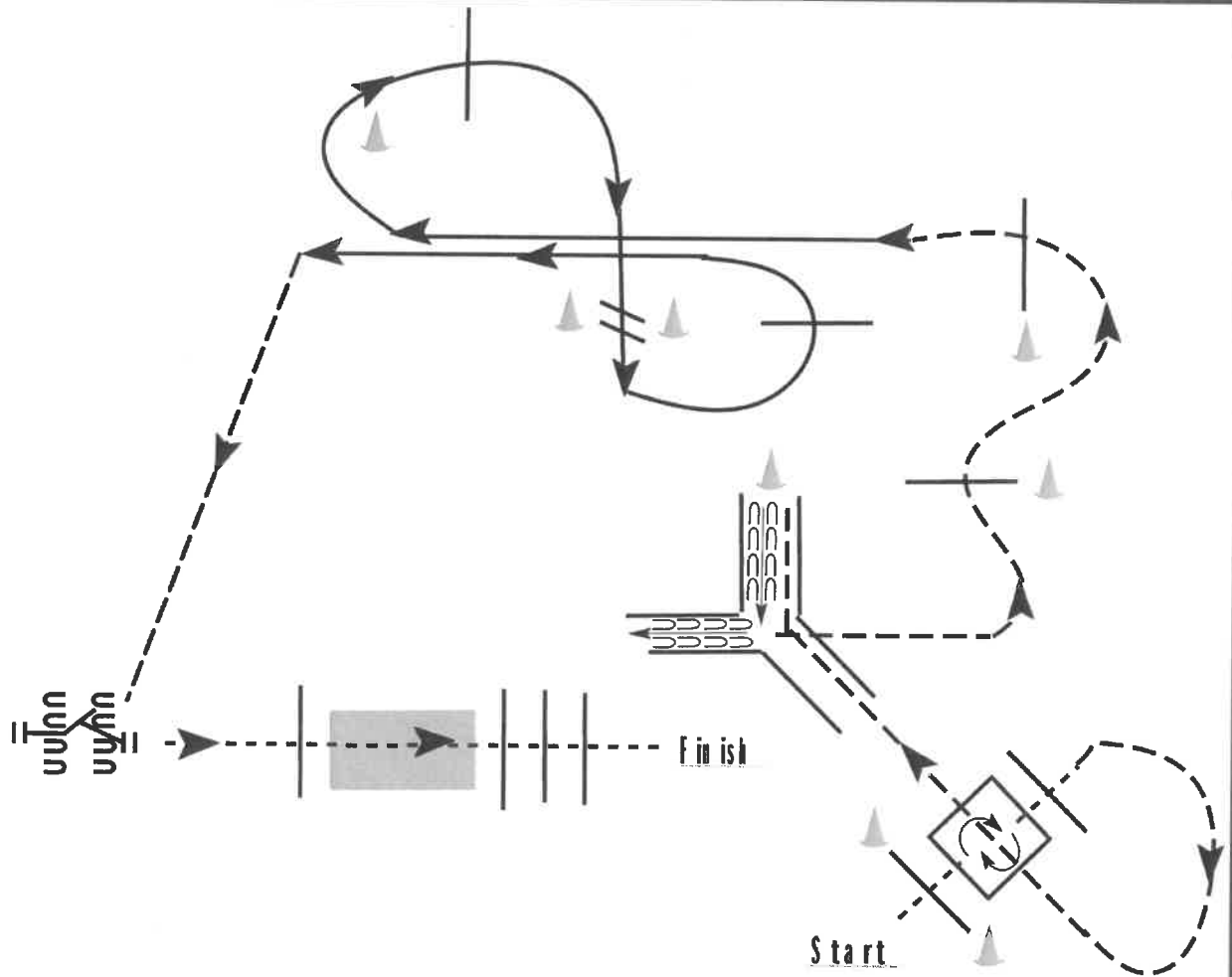
CAMPIONATO ITALIANO PHCI 2022

TRAIL (FUTURITY)

Show Date: 09-23-2022

www.HorseShowPatterns.com

www.HorseShowPatterns.com



1. Walk over pole, into box and turn 360 degrees to the right.
2. Walk out of box, jog thru box and into chute.
3. Back the L.
4. Jog out of L and over poles.
5. Lope on the right lead over pole as shown.
6. Perform a simple lead change between the cones and lope on the left lead over pole.
7. Jog to gate.
8. Work gate with left hand.
9. Walk over poles and bridge to finish.

Walk	-----
Jog	- - - - -
Extended Jog	- - - - -
Lope	_____
Leg Yield	
Lead Change	
Back	←←←←←
Marker	Ⓚ
Sidepass	←-----→

Pattern Provided by:

[T/1-31]

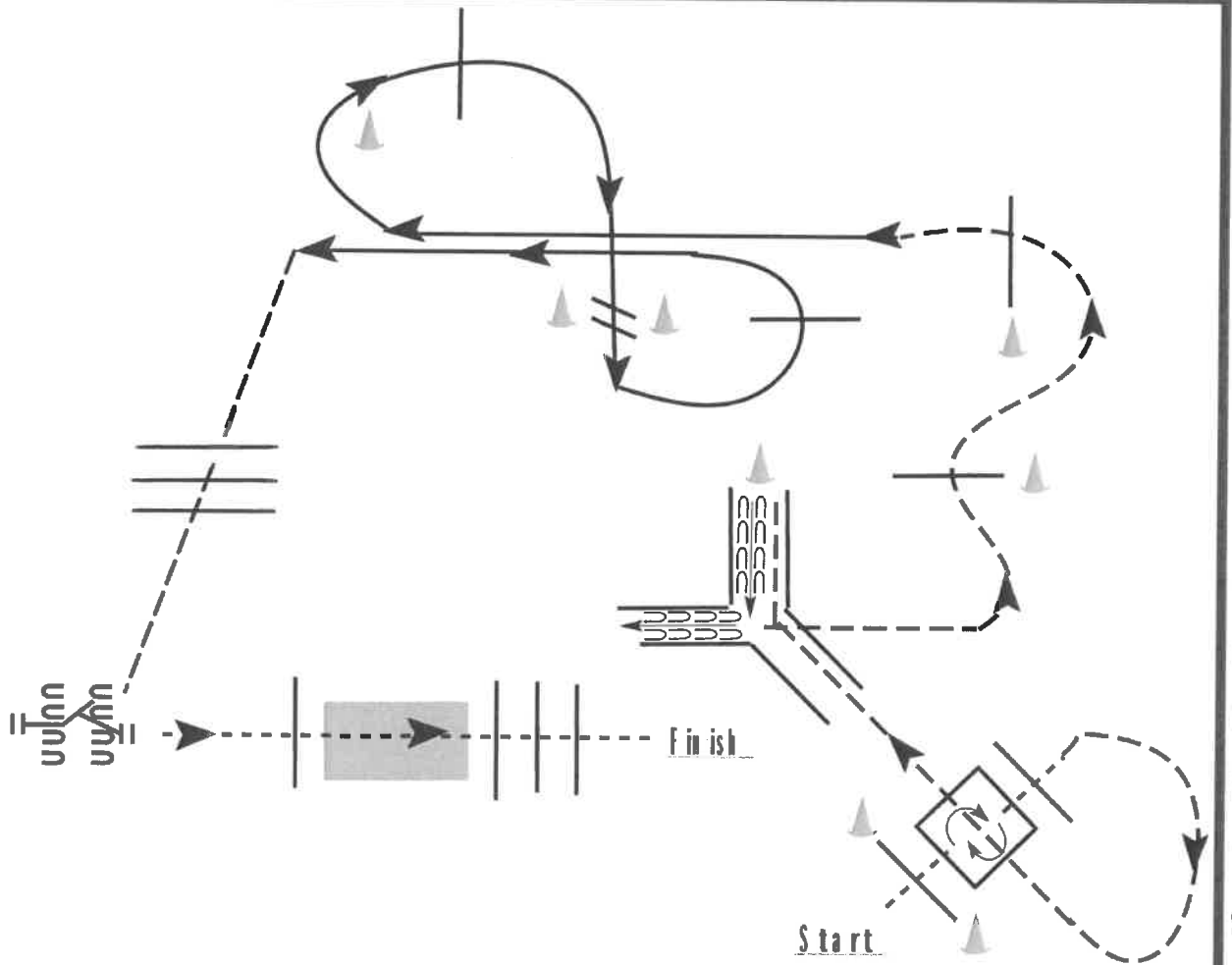
CAMPIONATO ITALIANO PHCI 2022

TRAIL NOVICE E GREEN

Show Date: 09-23-2022

www.HorseShowPatterns.com

www.HorseShowPatterns.com



1. Walk over pole, into box and turn 360 degrees to the right.
2. Walk out of box, jog thru box and into chute.
3. Back the L.
4. Jog out of L and over poles.
5. Lope on the right lead over pole as shown.
6. Perform a simple lead change between the cones and lope on the left lead over pole.
7. Jog over poles to gate.
8. Work gate with left hand.
9. Walk over poles and bridge to finish.

Walk	-----
Jog	- - - - -
Extended Jog	— — — — —
Lope	—————
Leg Yield	
Lead Change	———/———
Back	←←←←←
Marker	Ⓚ
Sidepass	←-----→

[T/1-31]

Pattern Provided by:

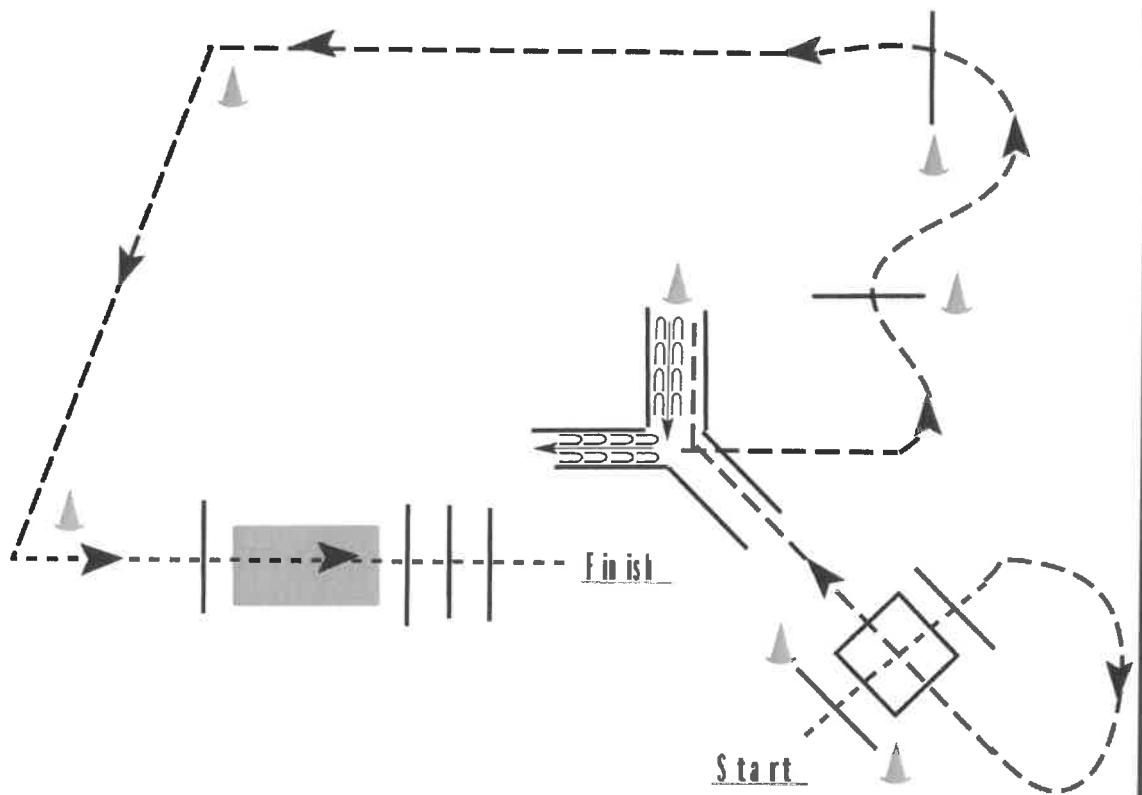
CAMPIONATO ITALIANO PHCI 2022

TRAIL (WALK & TROT)

Show Date: 09-23-2022

www.HorseShowPatterns.com

www.HorseShowPatterns.com



1. Walk over poles and thru box.
2. Jog thru box and into chute.
3. Back the L.
4. Jog out of L and over poles.
5. Continue to jog around cones as shown.
6. Walk over poles and bridge to finish.

Walk	-----
Jog	-----
Extended Jog	-----
Lope	-----
Leg Yield	
Lead Change	---/---
Back	←←←←←
Marker	Ⓚ
Sidepass	←-----

Pattern Provided by:

[T/WT-31]

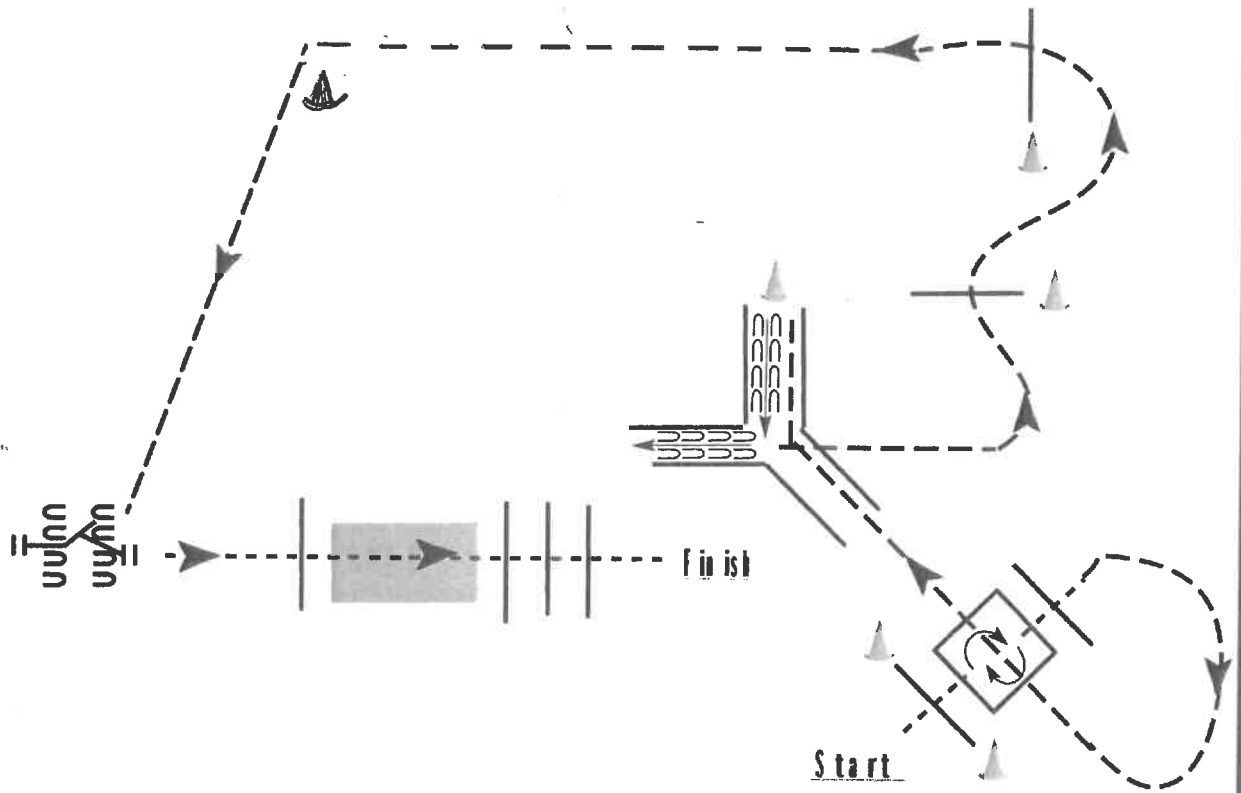
CAMPIONATO ITALIANO PHCI 2022

TRAIL IN HAND (TUTTE LE CATEGORIE)

Show Date: 09-23-2022

www.HorseShowPatterns.com

www.HorseShowPatterns.com



1. Walk over pole, into box and turn 360 degrees to the right.
2. Walk out of box, jog thru box and into chute.
3. Back the L.
4. Jog out of L and over poles.
5. Continue to jog around cones as shown to gate.
6. Work gate with left hand.
7. Walk over poles and bridge to finish.

Walk	-----
Jog	- - - - -
Extended Jog	-----
Lope	=====
Leg Yield	
Lead Change	////
Back	←←←←←
Marker	Ⓚ
Sidepass	←-----→

[T/1-31]

Pattern Provided by: